



Ports and
Logistics

Ref No: APSEZL/SECT/2023-24/104

January 11, 2024

BSE Limited

Floor 25, P J Towers,
Dalal Street,
Mumbai – 400 001
Scrip Code: 532921

National Stock Exchange of India Limited

Exchange Plaza,
Bandra Kurla Complex,
Bandra (E), Mumbai – 400 051
Scrip Code: ADANI PORTS

Sub.: Analyst/Investor Meet presentation

Dear Sir/Madam,

In continuation to our intimation vide letter no. APSEZL/SECT/2023-24/103 dated January 10, 2024, please find enclosed herewith presentation for the said meeting and it is also uploaded on the website of the Company www.adaniports.com

You are requested to kindly take the same on your record.

Thanking you.

For, Adani Ports and Special Economic Zone Limited

Kamlesh
Bhagia

Digitally signed by
Kamlesh Bhagia
Date: 2024.01.11
20:42:08 +05'30'

**Kamlesh Bhagia
Company Secretary**

Encl.: as above

Adani Ports and Special Economic Zone Ltd
Adani Corporate House, Shantigram,
Nr. Vaishno Devi Circle, S. G. Highway,
Khodiyar, Ahmedabad - 382421
Gujarat, India
CIN: L63090GJ1998PLC034182

Tel +91 79 2555 4444
Fax +91 79 2555 7177
Investor.apsezl@adani.com
www.adaniports.com

Adani Ports and SEZ Ltd.

Investor Presentation – Jan'24



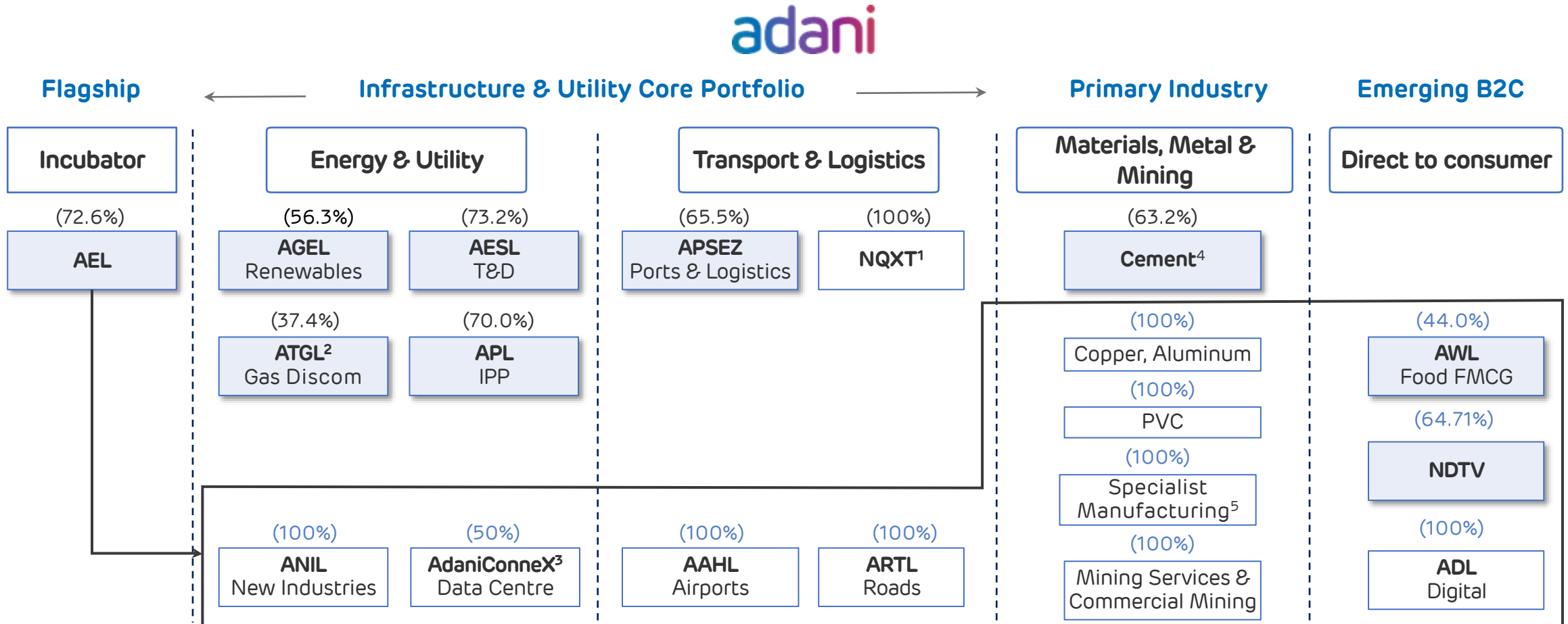
Table of Contents

A	Group Profile
B	APSEZ Company Profile
C	Catalysts Driving Market Leadership Position
D	Investment Summary
E	ESG Performance
F	Annexure



Group Profile

Adani Portfolio: A World class infrastructure & utility portfolio



(%): Promoter equity stake in Adani Portfolio companies (%): AEL equity stake in its subsidiaries

A multi-decade story of high growth centered around infrastructure & utility core

1. NQXT: North Queensland Export Terminal | 2. ATGL: Adani Total Gas Ltd, JV with Total Energies | 3. Data center, JV with EdgeConnex, AEL: Adani Enterprises Limited; APSEZ: Adani Ports and Special Economic Zone Limited; AESL: Adani Energy Solutions Limited; T&D: Transmission & Distribution; APL: Adani Power Limited; AGEL: Adani Green Energy Limited; AAHL: Adani Airport Holdings Limited; ARTL: Adani Roads Transport Limited; ANIL: Adani New Industries Limited; AWL: Adani Wilmar Limited; ADL: Adani Digital Limited; IPP: Independent Power Producer | NDTV: New Delhi Television Ltd | PVC: Polyvinyl Chloride | 4. Cement business includes 63.19% stake in Ambuja Cement which in turn owns 50.05% in ACC Limited. Adani directly owns 6.64% stake in ACC Limited | 5. Includes the manufacturing of Defense and Aerospace Equipment | Promoters holding are as on 30th September, 2023

Adani Portfolio: Decades long track record of industry best growth with national footprint

Secular growth with world leading efficiency

adani
Ports and
Logistics

Growth 3x⁶
EBITDA 70%^{1,2}

adani
Renewables

Growth 4x⁶
EBITDA 92%^{1,4}

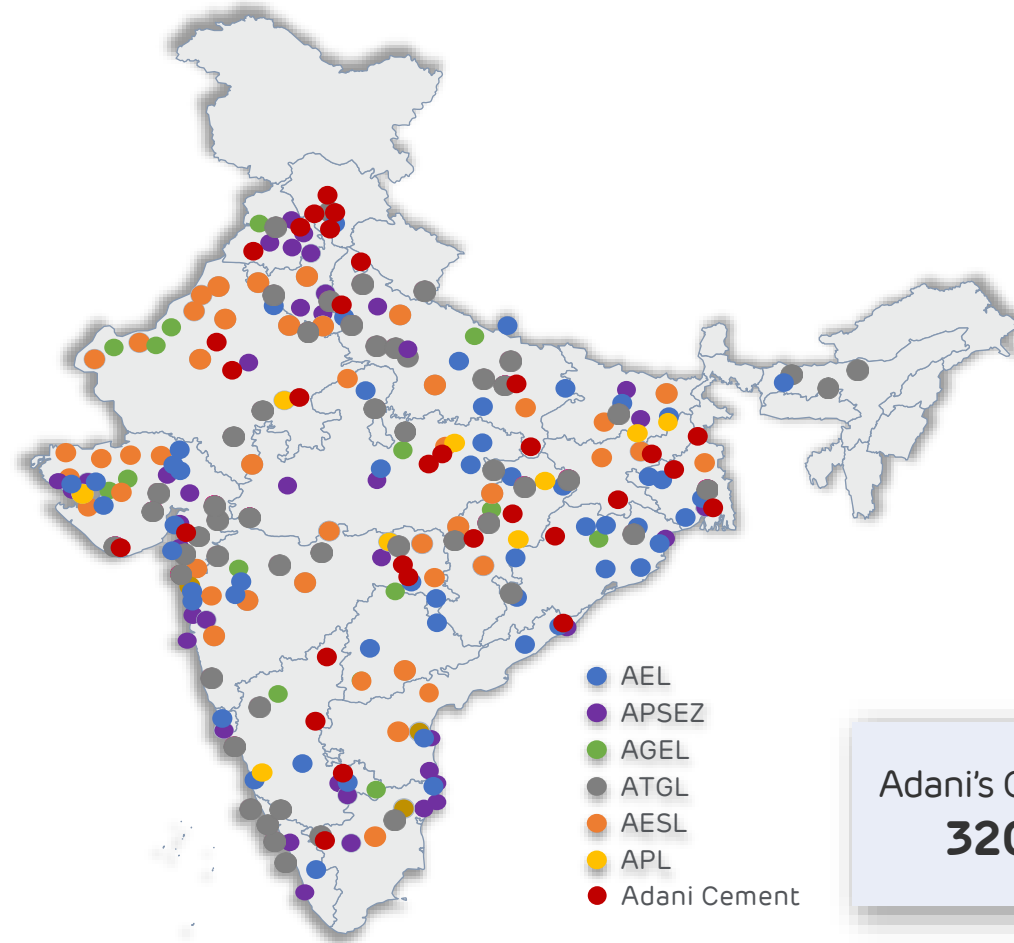
adani
Energy Solutions

Growth 3x⁶
EBITDA 91%^{1,3,5}

adani
Gas

Growth 1.4x⁶
EBITDA 19%^{1,3}

National footprint with deep coverage







**Adani's Core Infra. Platform –
320 Mn Userbase**

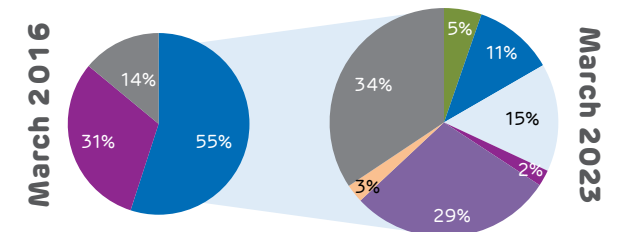
Note: 1. Data for FY23; 2. Margin for indian ports business only, Excludes forex gains/losses; 3. EBITDA = PBT + Depreciation + Net Finance Costs – Other Income; 4. EBITDA Margin represents EBITDA earned from power supply 5. Operating EBITDA margin of transmission business only, does not include distribution business, PBT- Profit before tax, ATGL-Adani Total Gas Limited, AEL: Adani Enterprises Limited, APSEZ: Adani Ports and Special Economic Zone Limited, AESL: Adani Energy Solutions Limited, APL: Adani Power Limited, AGEL: Adani Green Energy Limited | Growth represents the comparison with respective industry segment. 6. Growth pertains to expansion and development aligned with market growth. Growth of respective Adani portfolio company vs. Industry growth is as follows: **APSEZ**'s cargo volume surged from 113 MMT to 339 MMT (13%) between 2014 and 2023, outpacing the industry's growth from 972 MMT to 1433 MMT (4%). **AGEL**'s operational capacity expanded from 0.3 GW to 8.1 GW (60%) between 2016 and 2023, surpassing the industry's growth from 46 GW to 125 GW (15%). **AESL**'s transmission length increased from 6,950 ckm to 19,779 ckm (16%) between 2016 and 2023, surpassing the industry's growth from 3,41,551 ckm to 4,71,341 ckm (5%). **ATGL** expanded its geographical areas from 6 to 52 (31%) between 2015 and 2023, outperforming the industry's growth from 62 to 293 (21%).

Adani Portfolio: Repeatable, robust & proven transformative model of investment



Activity	Origination	Site Development	Construction	Operation	Capital Mgmt
	<ul style="list-style-type: none"> Analysis & market intelligence Viability analysis Strategic value 	<ul style="list-style-type: none"> Site acquisition Concessions & regulatory agreements Investment case development 	<ul style="list-style-type: none"> Engineering & design Sourcing & quality levels Equity & debt funding at project 	<ul style="list-style-type: none"> Life cycle O&M planning Asset Management plan 	<ul style="list-style-type: none"> Redesigning capital structure of assets Operational phase funding consistent with asset life

Performance	India's Largest Commercial Port (at Mundra)	Longest Private HVDC Line in Asia (Mundra - Mohindergarh)	2,140 MW Hybrid cluster operationalized in Rajasthan in FY23	Energy Network Operation Center (ENOC)	<ul style="list-style-type: none"> Duration Risk Matching Forex Currency Risk Management Interest Rate Risk management Governance & Assurance (ABEX -Adani Business Excellence)
	Highest Margin among Peers 	Highest line availability 	India's first and World's largest solar-wind hybrid cluster 	Centralized continuous monitoring of plants across India on a single cloud based platform 	



Note 1 Adani Environmental Resource Management Services Ltd. (additional company is being proposed)

O&M: Operations & Maintenance, HVDC: High voltage, direct current, PSU: Public Sector Undertaking (Public Banks in India), GMTN: Global Medium-Term Notes SLB: Sustainability Linked Bonds, AEML: Adani Electricity Mumbai Ltd., AIMSL: Adani Infra Mgt Services Pvt Ltd, IG: Investment Grade, LC: Letter of Credit, DII: Domestic Institutional Investors, COP26: 2021 United Nations Climate Change Conference; AGEL: Adani Green Energy Ltd. , NBFC: Non-Banking Financial Company

● PSU ● Pvt. Banks ● Bonds ● NBFCs & Fls ● DII ● Global Int. Banks ● PSU - Capex LC



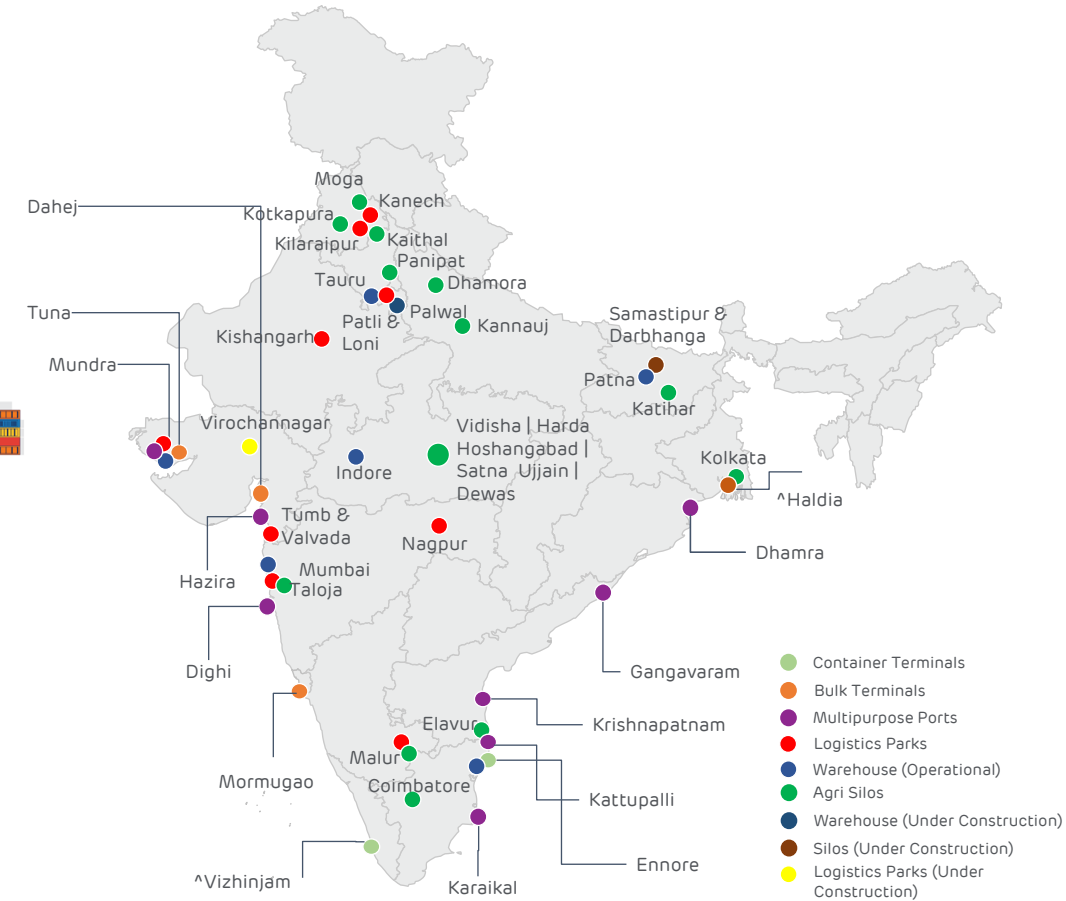
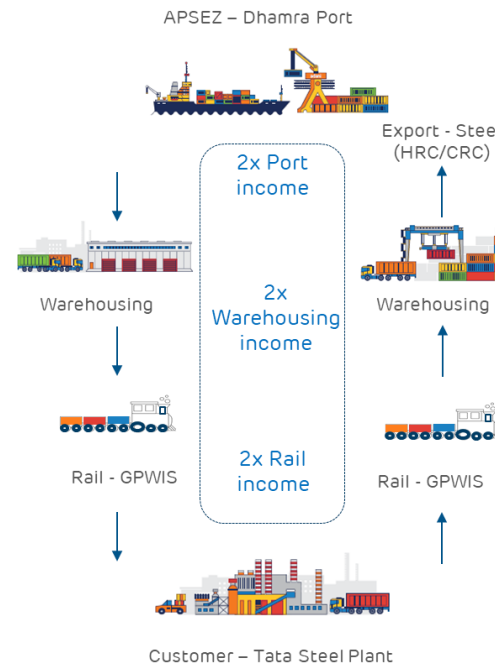
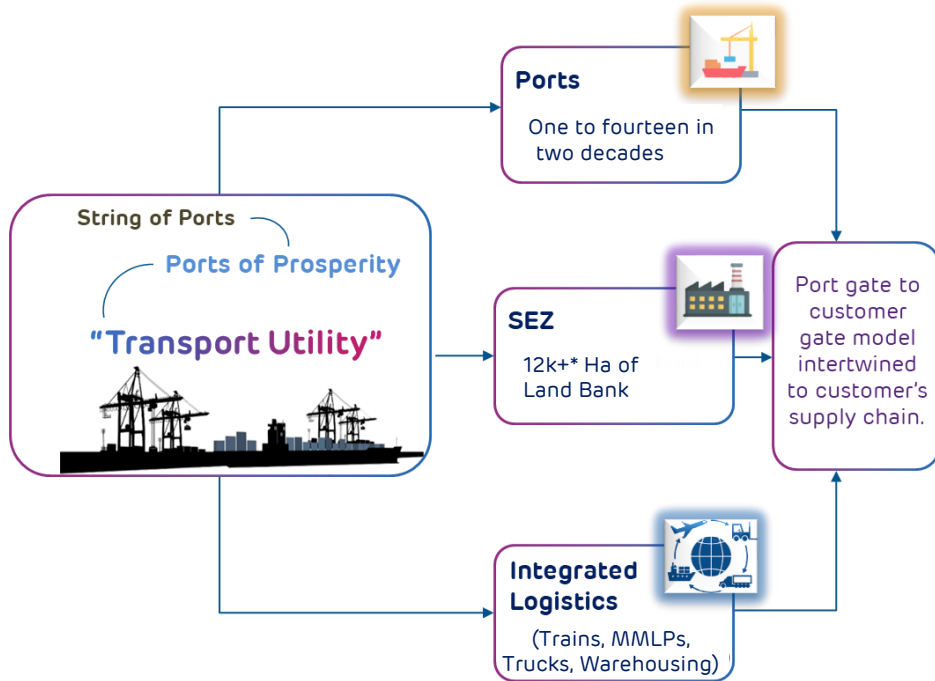
APSEZ Company Profile

APSEZ: Transformational Business Model



Growth in non Mundra Ports, traffic parity in coasts and reaching customer gate builds the largest Transport Utility

APSEZ: A transport utility with string of ports and integrated logistics network



Presence across value chain

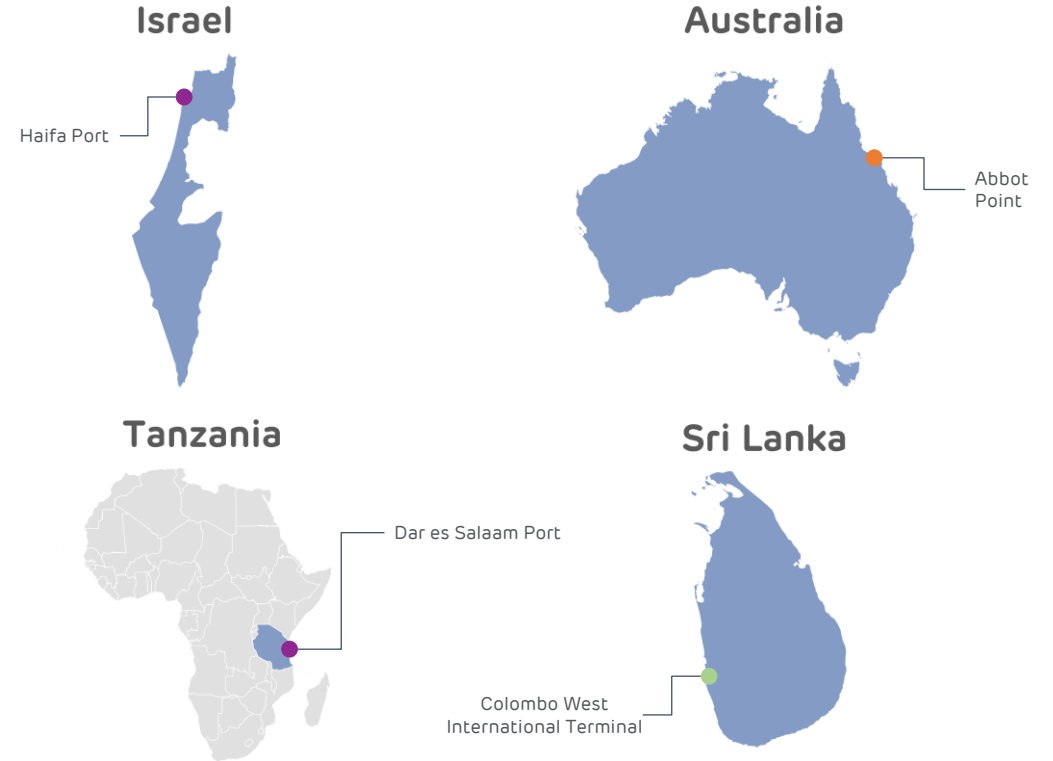
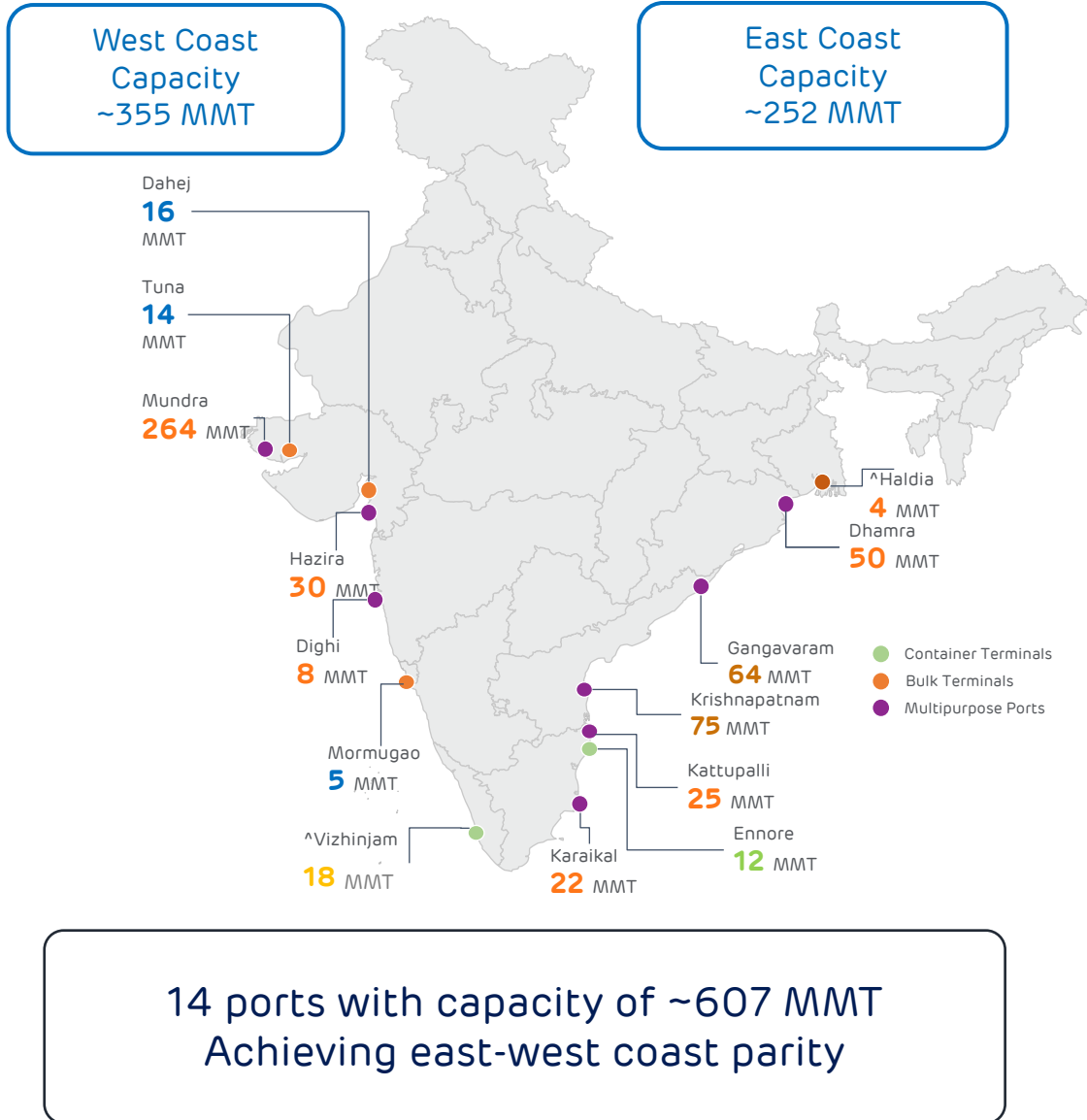
End-to-end solution

Accessibility to 90% of country's hinterland

*Includes both SEZ and non SEZ land | SEZ : Special economic zone; ^ Under Construction

GPWIS – General Purpose Wagon Investment Scheme | CTO – Container Train Operator | IWW – Inland Water Ways | AFS – Air Freight Stations | HRC : Hot Rolled Coil | CRC : Cold Rolled Coil | MMT : Million Metric Ton

APSEZ: India's largest private port player, building global presence

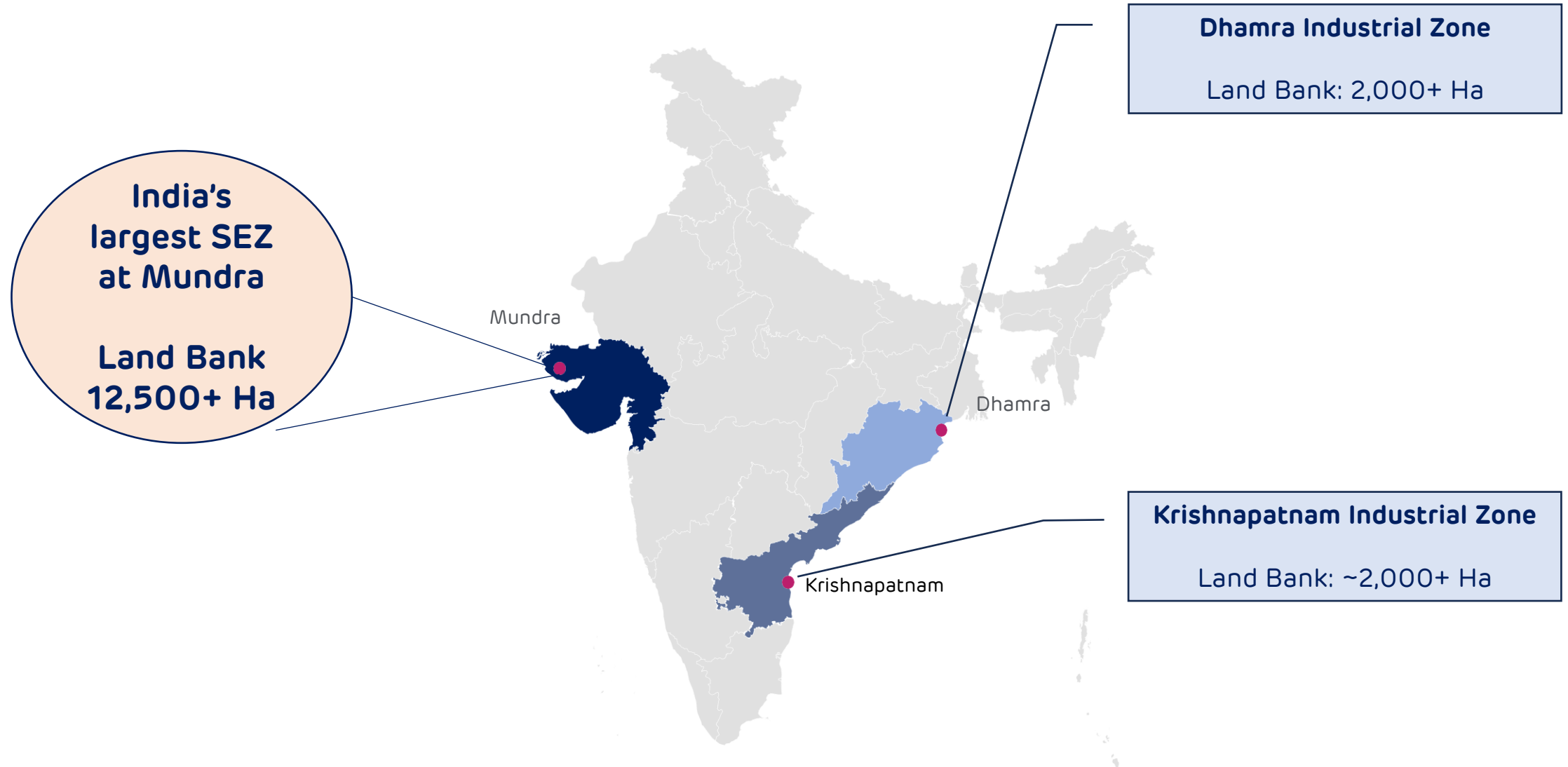


Operating Israel's largest port, Haifa Port, handling 50% of the country's total cargo


O&M contracts at ports in Australia and Tanzania

Building a container terminal at Colombo, Sri Lanka

APSEZ: SEZ business supporting industry growth in backyard of the ports



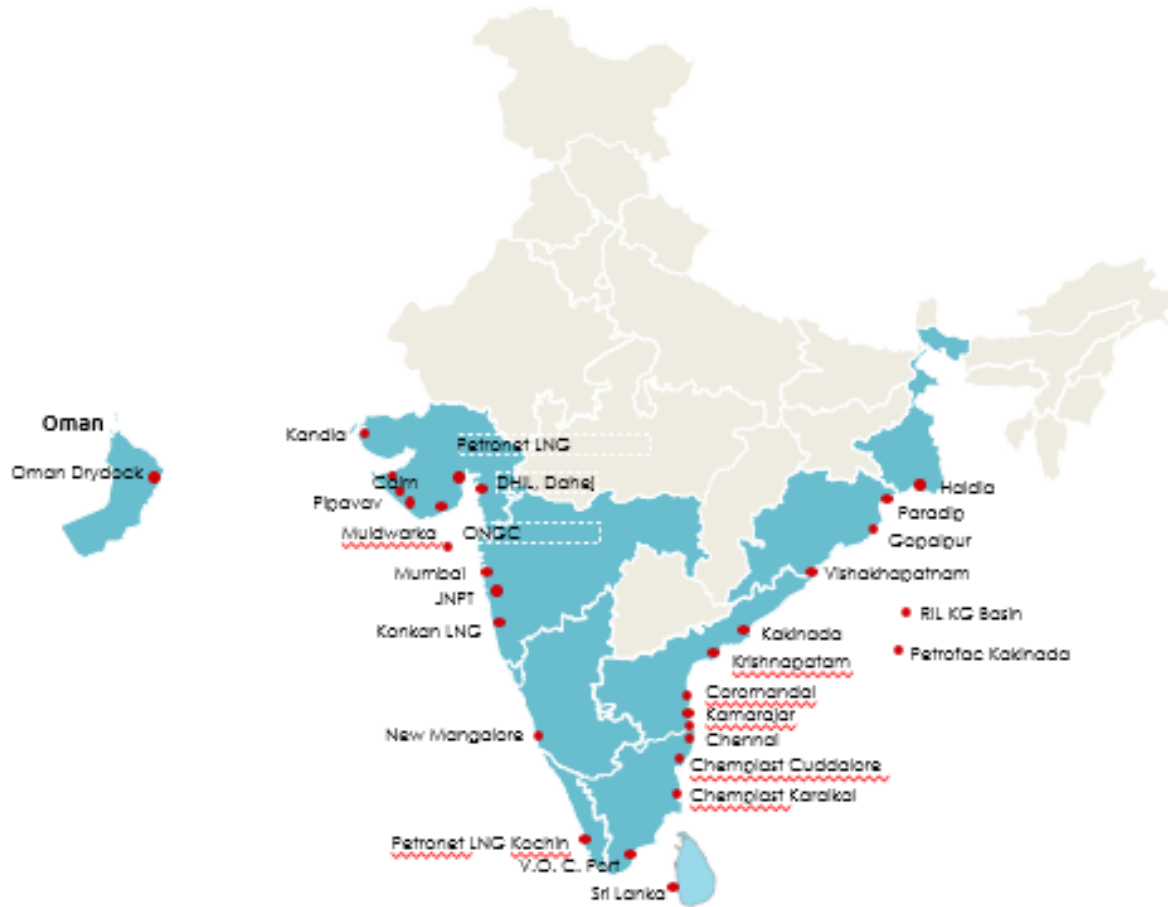
APSEZ: Most diversified logistics player in the country

Assets	Marine Flotila*	Trains	MMLPs	Ware-housing	Grain Silos	Rail Tracks
						
FY20	26	58 Trains	5 MMLP	0.4 mn Sq. ft.	0.88 MMT	540 KMs
	▼	▼	▼	▼	▼	▼
H1 FY24	112	104 Trains	10 MMLP	2.4 mn Sq. ft.	1.1 MMT	620 KMs
	▼					
	1.1X	1.9X	1.5X	25X	3.6X	3X
FY26	120	200+ Trains	15 MMLP	60 mn Sq. ft.	4.0 MMT	2000+ KMs

Integrated logistics allows for a single window service for the customer

APSEZ: India's largest marine services provider foraying into global waters


Presence across all the major ports



- Largest third-party marine services provider in the country with 112 tugs
- Currently operating in Sri Lanka and Oman
- Pre-qualified for contracts with Saudi Aramco and in Oman, Kuwait, and Qatar
- Seventh largest in the world on tug count

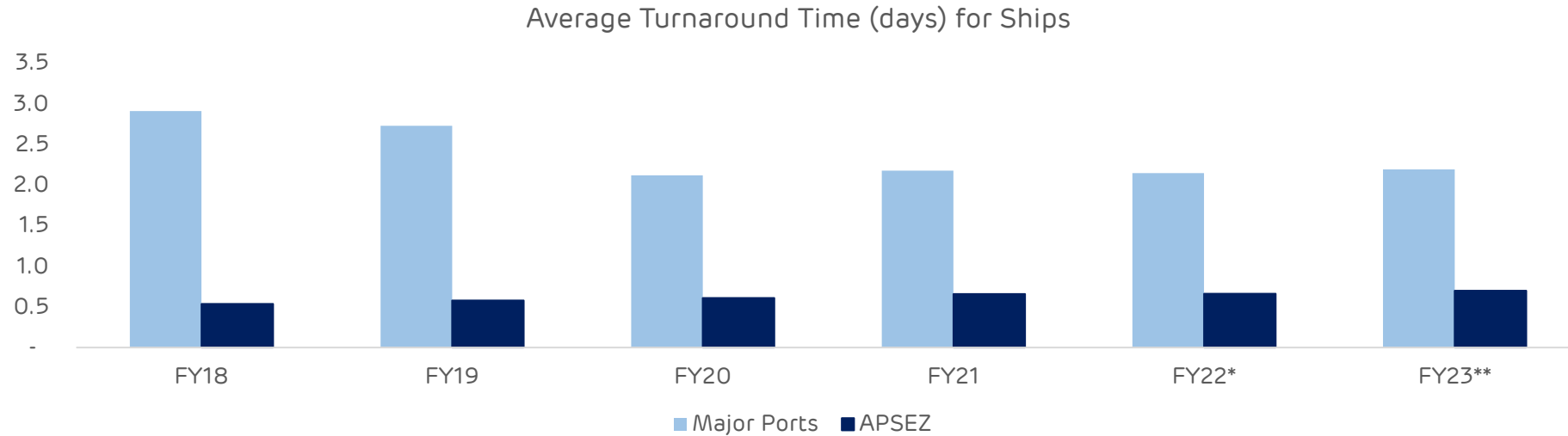


Ports and
Logistics



Catalysts Driving Market leadership Position

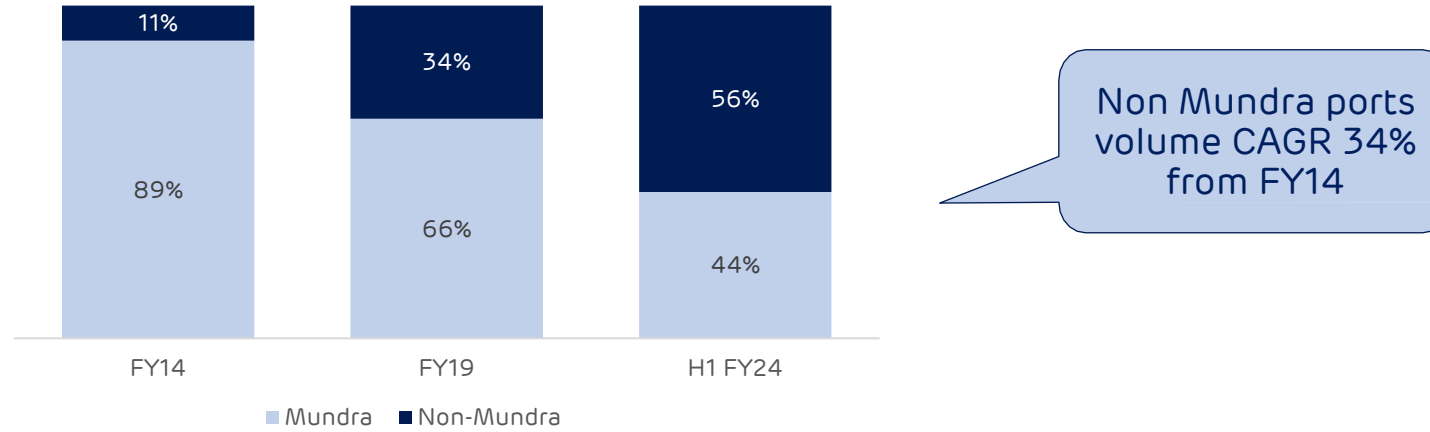
APSEZ: Establishing new benchmarks on operational efficiency



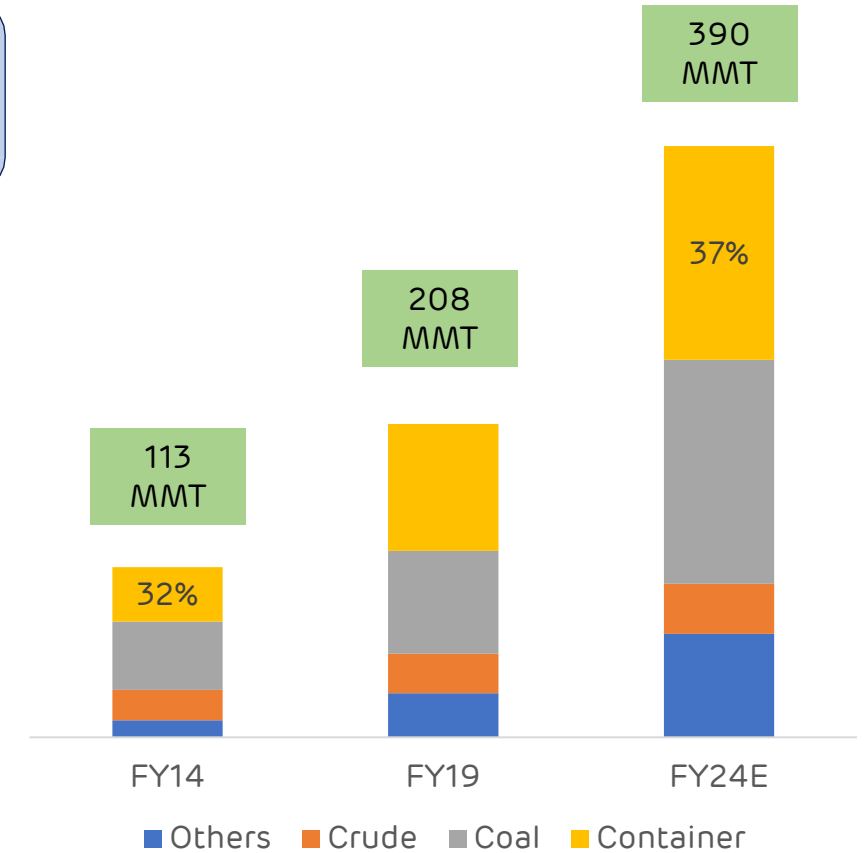
- APSEZ has been driving transformation of India's port sector by establishing new operational benchmarks; currently, our average turnaround time (TAT) for ships at ~0.7 days
- APSEZ has been guiding major ports in India to improve their TAT; Indian ports have managed to bring down their TAT to ~2 days from ~5 days in 2011

APSEZ: Geographical & cargo diversification

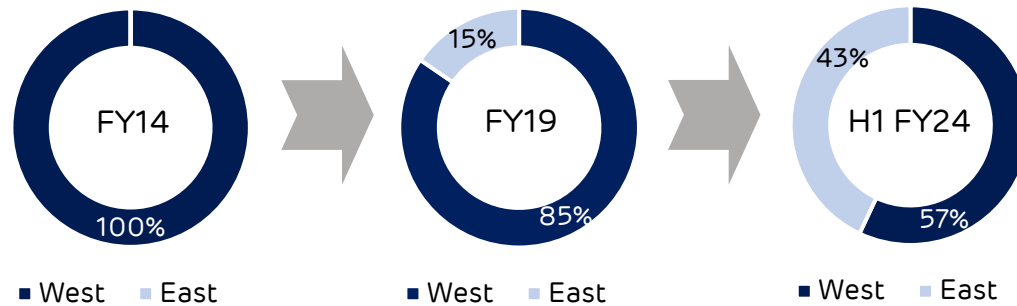
Growing share of non Mundra Cargo



Domestic Cargo Diversification



East Coast – West Coast Parity

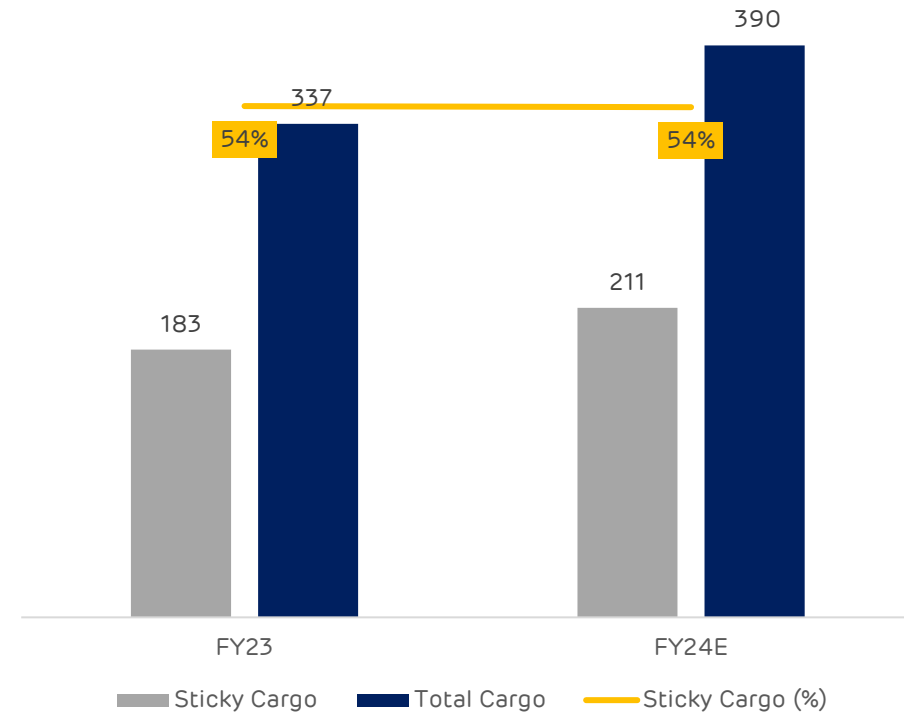


APSEZ: Strategic partnerships & proximity to customers

Strategic Partnerships

Year	Company Name	Partner & Stake
2011	Adani International Container Terminal Pvt Ltd	MSC (50%)
2014	Adani CMA Mundra Terminal Pvt Ltd	CMA-CGM (50%)
2019	Dhamra LNG Terminal Pvt Ltd	Total Energies (50%)
2022	Colombo West International Terminal (Pvt) Ltd	John Keells & Sri Lanka Port Authority (34% & 15%)
2022	Haifa Port Company	Gadot Group (30%)
2022	Indian Oiltanking Ltd	IOCL (49%)

Sticky Cargo Share



APSEZ: Quality assets

Top 10 ports of India include Mundra & Krishnapatnam

FY05	FY13	FY23	H1 FY24
Vizag	Kandla	Mundra	Mundra
Chennai	Mundra	Kandla	Paradip
Kandla	Vizag	Paradip	Sikka
Haldia	JNPT	Sikka	Kandla
Mumbai	Chennai	JNPA	JNPA
Mangalore	Paradip	Vizag	Vizag
JNPT	Mumbai	Kolkata	Mumbai
Mormugao	Mormugao	Mumbai	Kolkata
Paradip	Haldia	Chennai	Krishnapatnam
Cochin	Mangalore	Krishnapatnam	Chennai

Key characteristics of Mundra & Krishnapatnam

- Mundra & Krishnapatnam are some of the deep draft water ports (17-18m depth) in the APSEZ portfolio
- In 2023, Mundra Port berthed one of the longest vessel ever, MV MSC Hamburg, (399 meters long and 54 meters wide vessel) with a carrying capacity of 15,908 TEU.
- In 2023, Krishnapatnam berthed its largest vessel measuring 335.94 m LOA and 42.94 m beam
- Mundra Port is the largest commercial port and container port of India

APSEZ: Digital platforms providing end-to-end connectivity

- Our Integrated Transport Utility Platform (ITUP) has improved efficiency across different segments of port operations
- Our Control and Command Center for the logistics business is enabling volume growth and improved EBITDA margins (from 16% in FY19 to 29% in H1 FY24) through optimal asset utilization
- We continue to invest in digitization and automation for further efficiency improvements and cost reductions





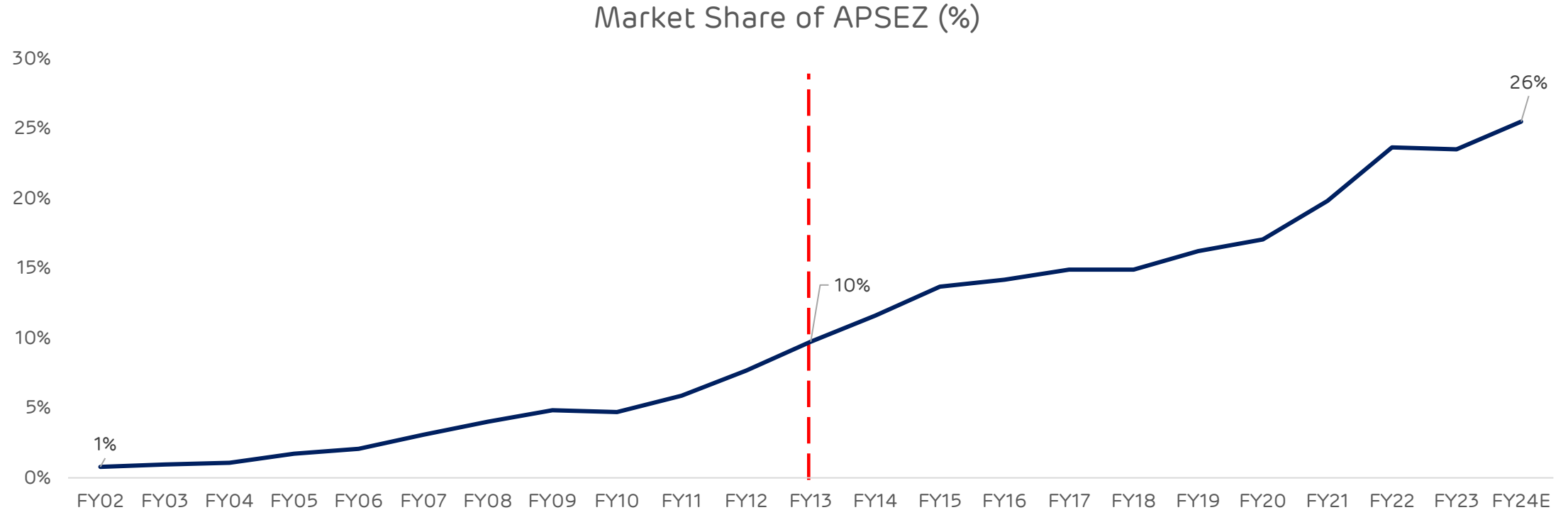
Ports and
Logistics



Investment Summary

APSEZ: Growing market share

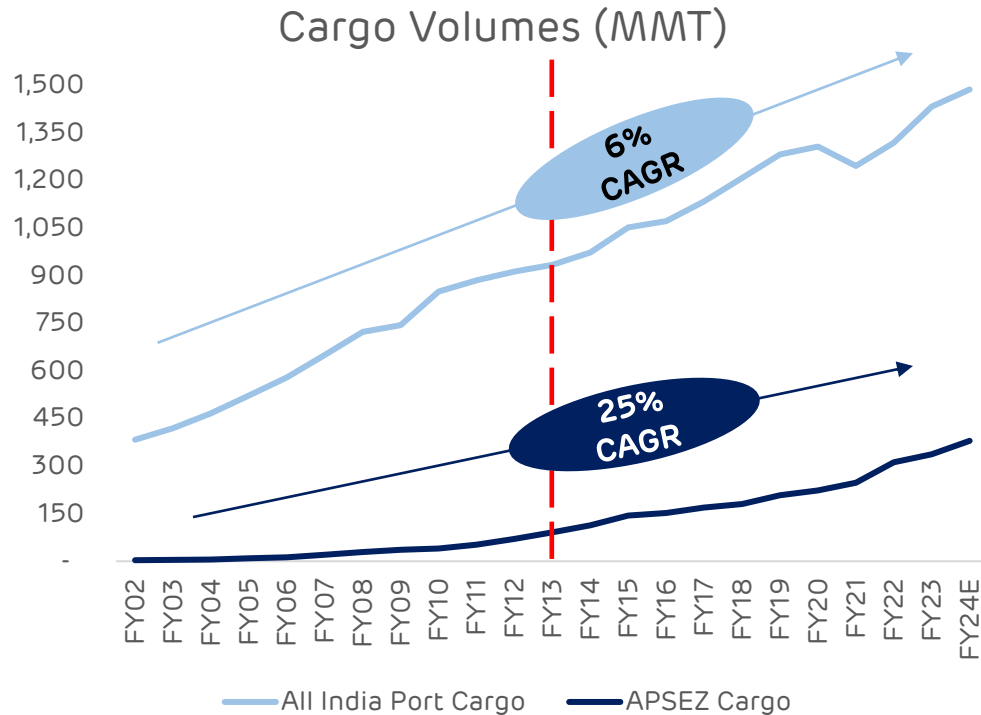
All India and APSEZ Cargo Volumes



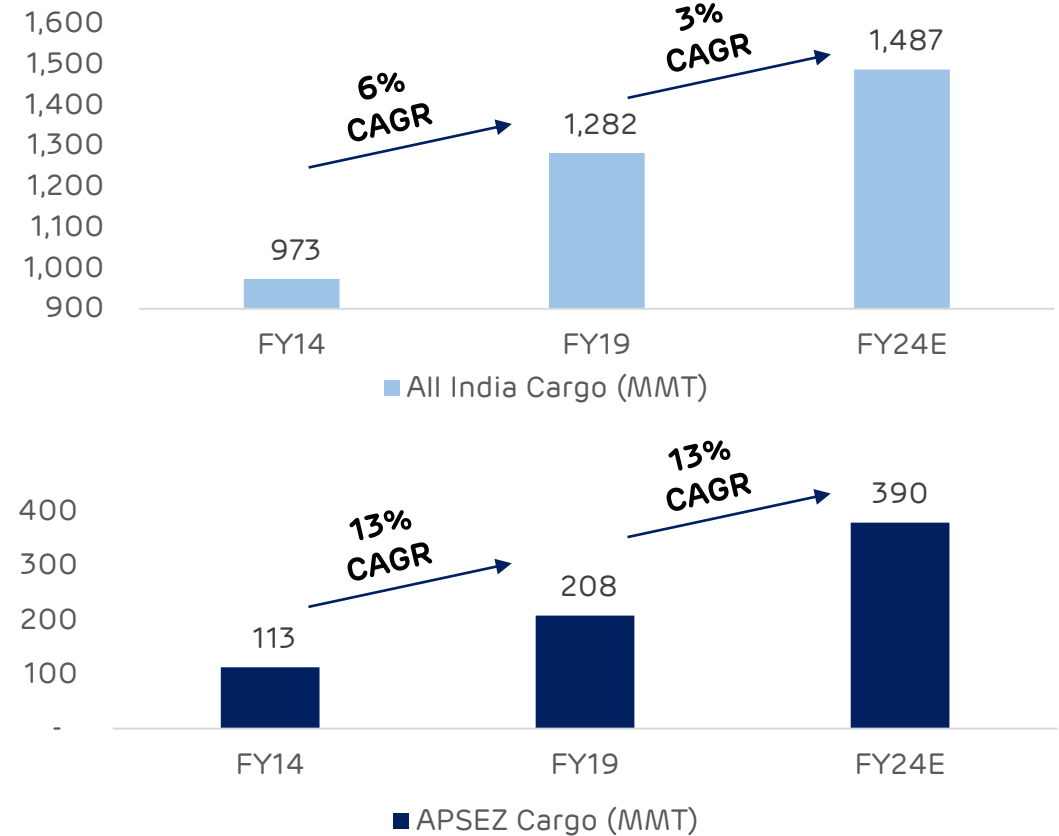
Market share growth driven by operational excellence, cargo diversification and business model transformation

APSEZ: Long term growth way ahead of the industry

All India Cargo Throughput

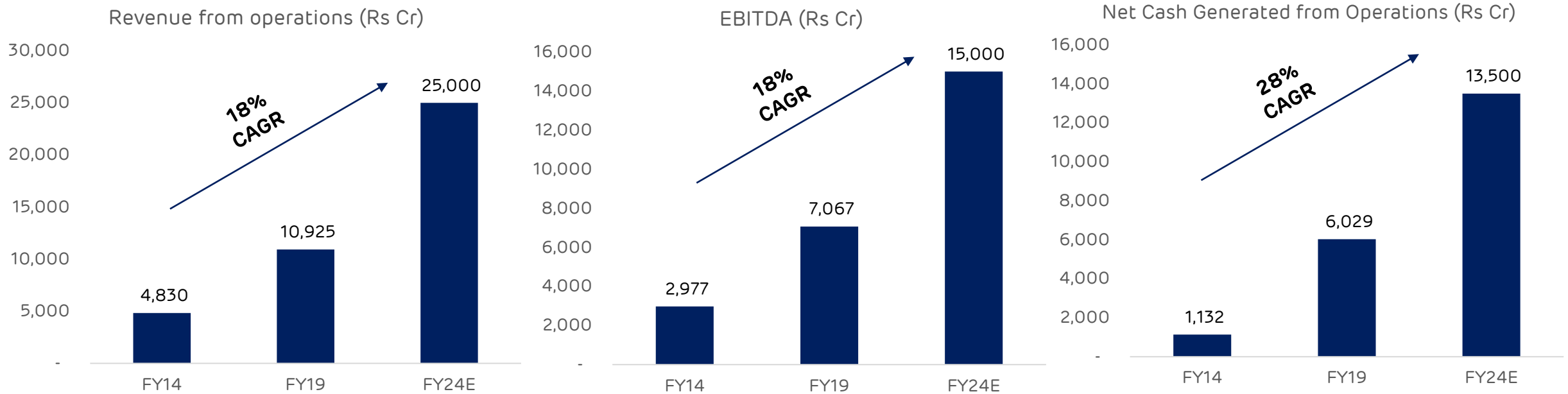


All India and APSEZ Domestic Cargo Volumes



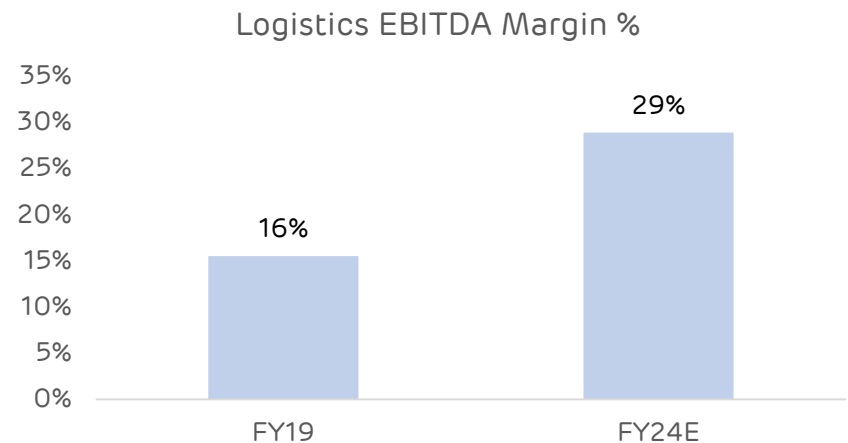
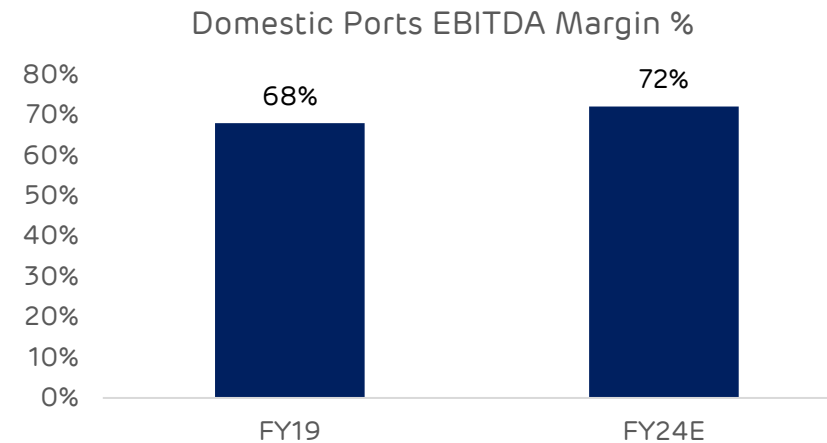
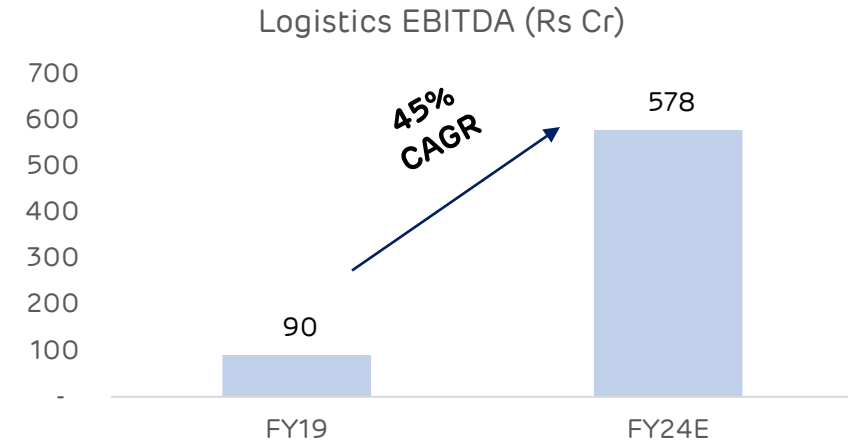
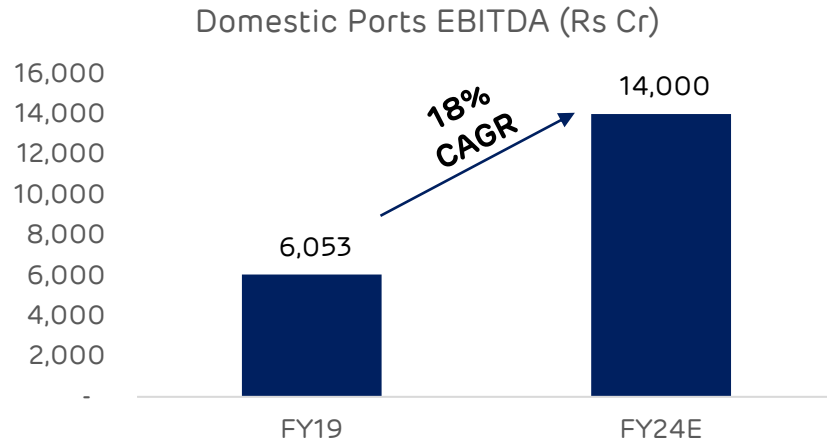
APSEZ cargo volumes CAGR over FY14-FY24E at 13% is 3x the industry volumes growth rate (4%)

APSEZ: Strong cashflow generation



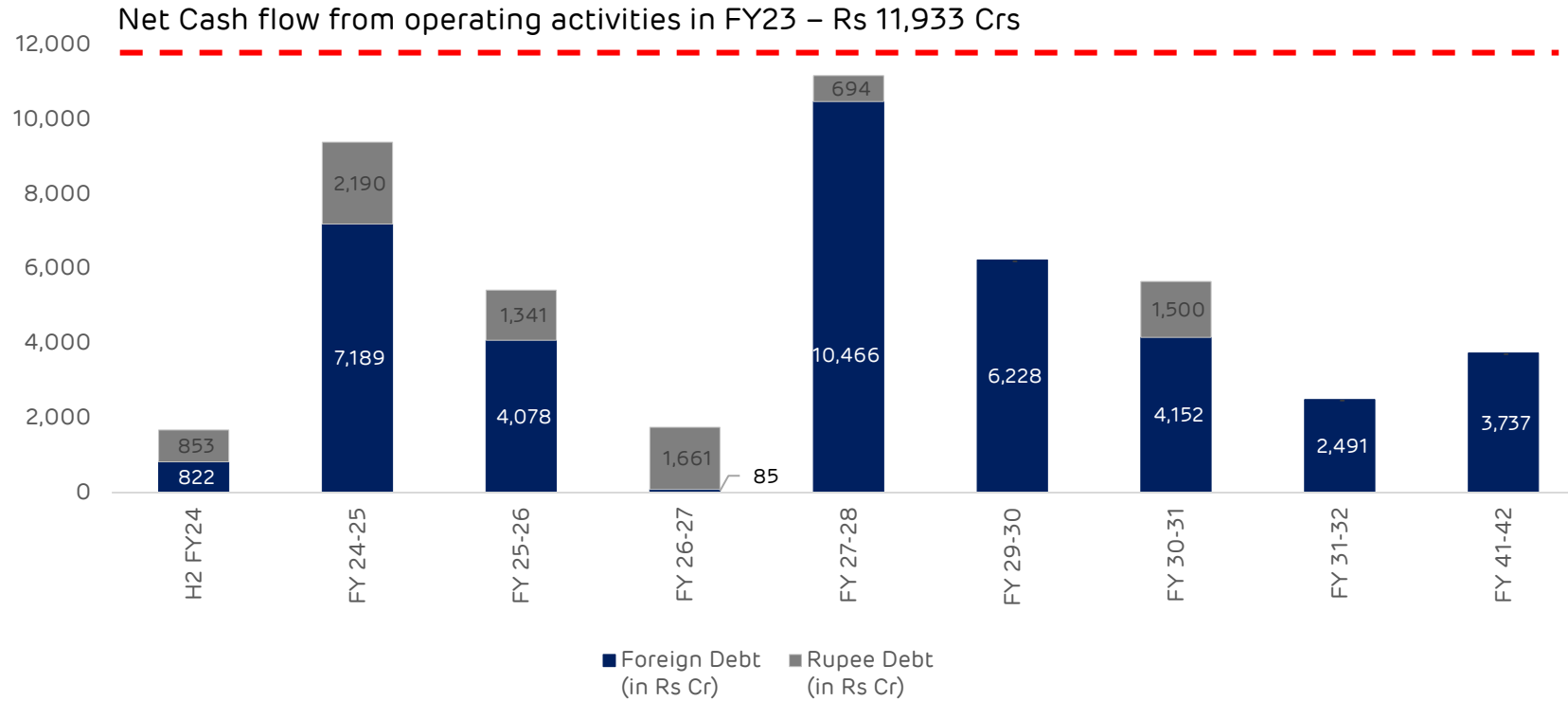
- Revenue and EBITDA growing almost 2-3x every five years
- Average transformation of EBITDA to operating cashflows is healthy at over 70%
- With 70% domestic port EBITDA margins, APSEZ is one of the most profitable port operator globally

APSEZ: Margin expansion across both ports and logistics business



- Ports EBITDA has grown at 18% CAGR during the past 5 years, with EBITDA margin expansion of 400 bps
- Logistics EBITDA has increased at CAGR of 45% during past 5 years, with EBITDA margin expansion of ~13%

APSEZ: Debt Maturity Profile as on 30th Sep'23

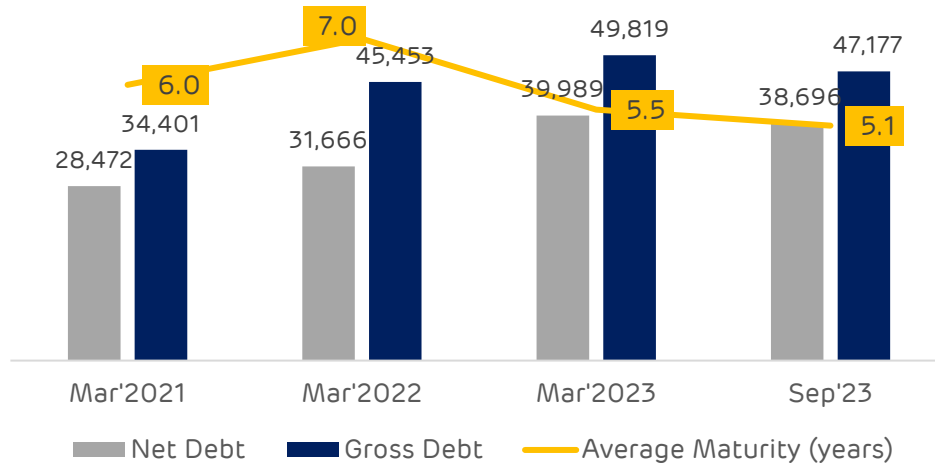


Of the Rs 7,189 Crs Foreign Debt repayment due in FY25, Rs 1,616 Crs (USD 194.65 Mn) was repaid in Oct-23

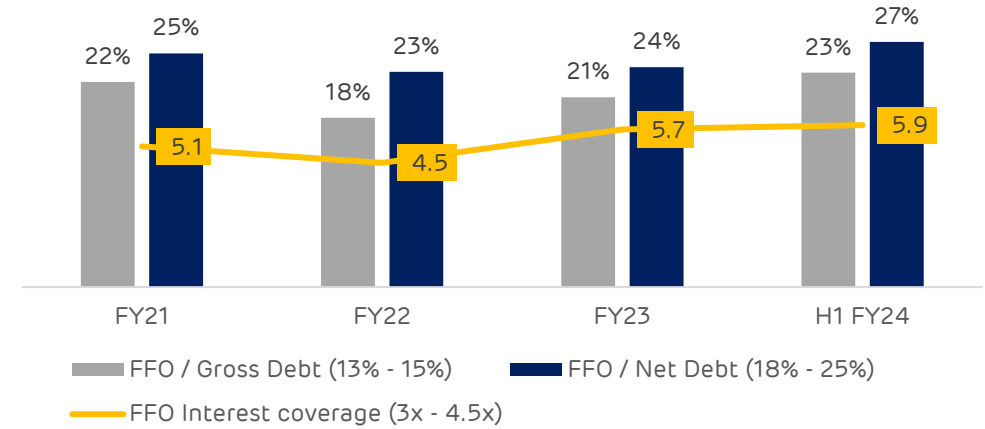
APSEZ: Leverage ratios

(YoY, in INR Cr)

Gross Debt, Net Debt & Average Maturity

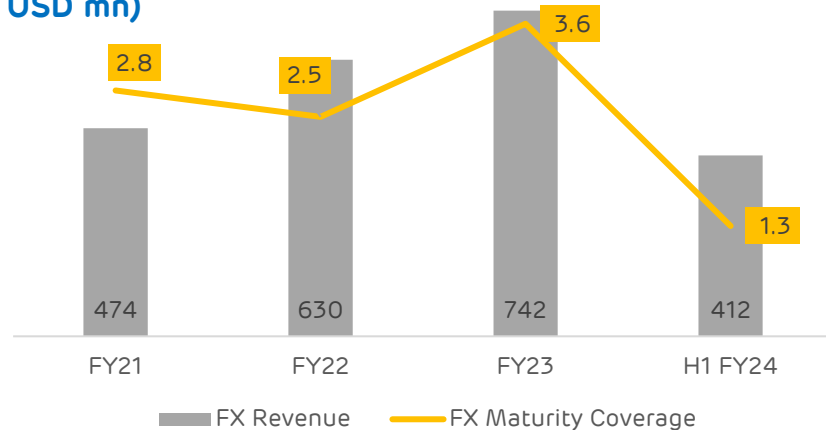


Rating Ratios*

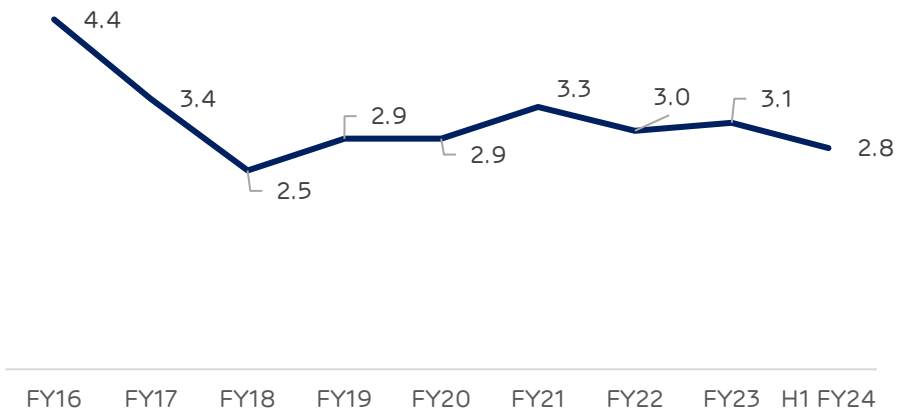


FX Revenue and FX Debt Coverage

(in USD mn)



Net Debt to EBITDA



APSEZ: Credit ratings

International

Company	Rating
APSEZ	BBB- (S&P, Fitch) / Baa3 (Moody's)
Adani International Container Terminal Private Limited (AICTPL)	BBB- (S&P, Fitch) / Baa3 (Moody's)

Domestic Ratings

Company	Domestic Rating Agency	Long Term Ratings
APSEZ	ICRA	AA+/Negative
APSEZ	India Ratings	AA+/Stable

Moody's: Baa3 (Sovereign Equivalent)

The affirmation of APSEZ's issuer ratings considers the company's strong market position as the largest port developer and operator in India by cargo volume and its strong liquidity and financial profile. The stable outlook on the ratings reflects Moody's expectation that APSEZ would continue to generate relatively steady cash flow over the next 12-18 months and would be able to realign its capital spending plans in the event of a liquidity squeeze.

S&P: BBB- with negative outlook

We believe the Adani companies we rate have long-established infrastructure assets with strong fundamentals and cash flows. This rating action does not impact the rated debt issued by Adani International Container Terminal Pte. Ltd. (BBB-/Stable). These debts are fully secured and have cash flow waterfalls that prioritize operating expenditure and debt service over distributions. Given the ring-fenced assets, in our view the structure of these financings currently sufficiently protects investors.

Fitch: BBB- (Sovereign Equivalent)

We continue to assess APSEZ's underlying credit profile at 'BBB'. APSEZ's underlying credit profile reflects its status as India's largest commercial port operator, with best-in-class operational efficiency.

Source: https://www.moodys.com/research/Moodys-takes-ratings-actions-on-8-Adani-Group-entities--PR_473652, <https://www.fitchratings.com/research/infrastructure-project-finance/fitch-affirms-adani-ports-at-bbb-outlook-negative-07-06-2022>, <https://disclosure.spglobal.com/ratings/en/regulatory/article/-/view/type/HTML/id/2944357>



E

ESG Performance

APSEZ: ESG Ratings



- Ranked amongst top-15 with 96 percentile score in the Transportation and Transportation Infrastructure out of 314 companies assessed
- Achieved the highest score of 90/100 on the Environmental pillar amongst the 314 companies assessed



- Overall placed in top 96 percentile among companies across all the sectors globally
- Received low ESG risk rating (score: 12.6) given strong management of ESG risks



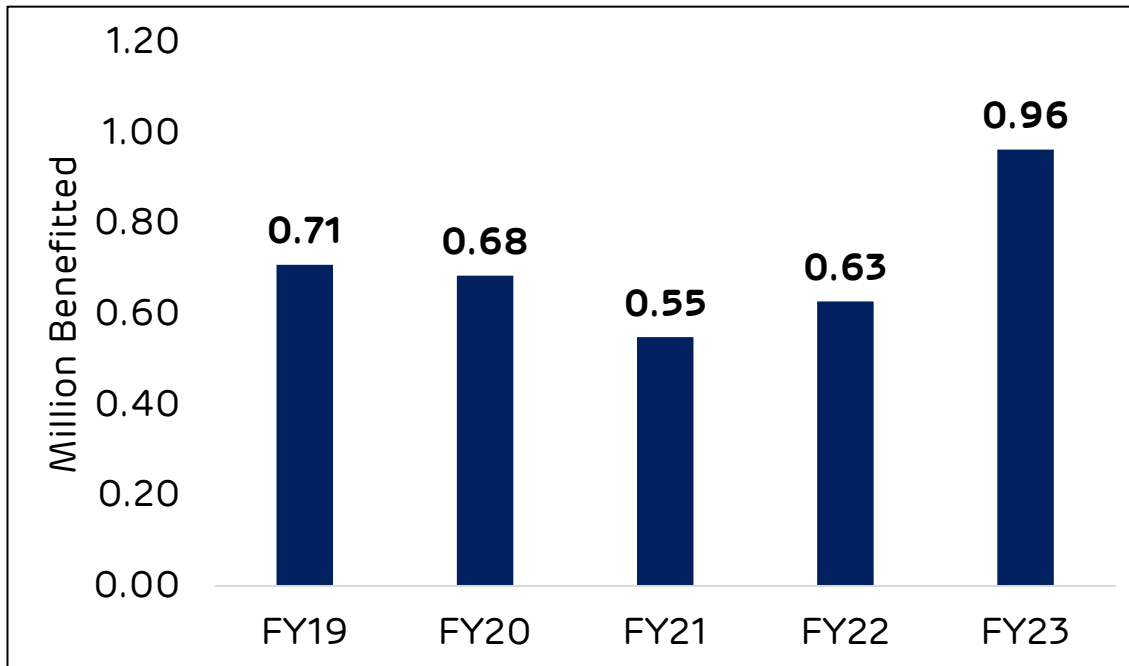
- APSEZ ranked 1st globally in Transport & Logistics Emerging Markets with overall score of 63 (Oct-22)
- APSEZ ranked 1st among the Indian companies across all sectors
- APSEZ has been ranked 1st among 59 Indian companies and 9th among 844 companies in the Emerging Markets globally across all sectors



- Achieved the Management level in Climate Change & Water Security assessment of 2022

APSEZ: Growth with Goodness

- **0.96 Millions** benefitted through our CSR initiatives
- **Spent around Rs 300 crores** in the last 5 years on signature programs of the CSR Initiatives



Key areas for CSR initiatives (Beneficiaries) till Q1 FY24



Education – 27,678



Women & Youth
Empowerment – 27,405



Sports – 4,837



Health & Nutrition –
2,73,367



Community
Engagement –
10,000+



Sustainable
Livelihood –
3,72,454



Agriculture –
1,58,288




Skill Development-
868



Community
Infrastructure
– 65,622



Water Resource
- 589



Annexure

APSEZ: Operational & Financial Highlights – H1 FY24

Operational

- APSEZ domestic cargo growth during H1 FY24 was 2x the industry cargo volumes (11% vs 5%)
- Achieved 200 MMT mark for cargo volumes in 181 days vs 212 days in FY23
- Eight ports recorded their highest ever half yearly cargo volumes
 - Mundra, Tuna, Dighi, Hazira, Ennore, Dhamra, Krishnapatnam and Gangavaram
- Four ports handled their largest parcel sizes during H1 FY24
 - Mundra, Dahej, Kattupalli, and Krishnapatnam
- Integration of Karaikal Port and Haifa Port achieved
- ALL recorded highest ever half yearly Rail and GPWIS volumes in H1 FY24 at 279,177 TEUs and 8.92 MMT
- ALL added 11 rakes, 1 MMLP (Loni), and 2 warehouses (Mumbai and Indore) to its portfolio
- In the next 6-12 months, Vizhinjam Port to commence commercial operations, Phase-1 of West Coast terminal in Sri Lanka to be commissioned and container capacity expansion at Mundra of 0.8 MTEUs

APSEZ: Operational & Financial Highlights – H1 FY24

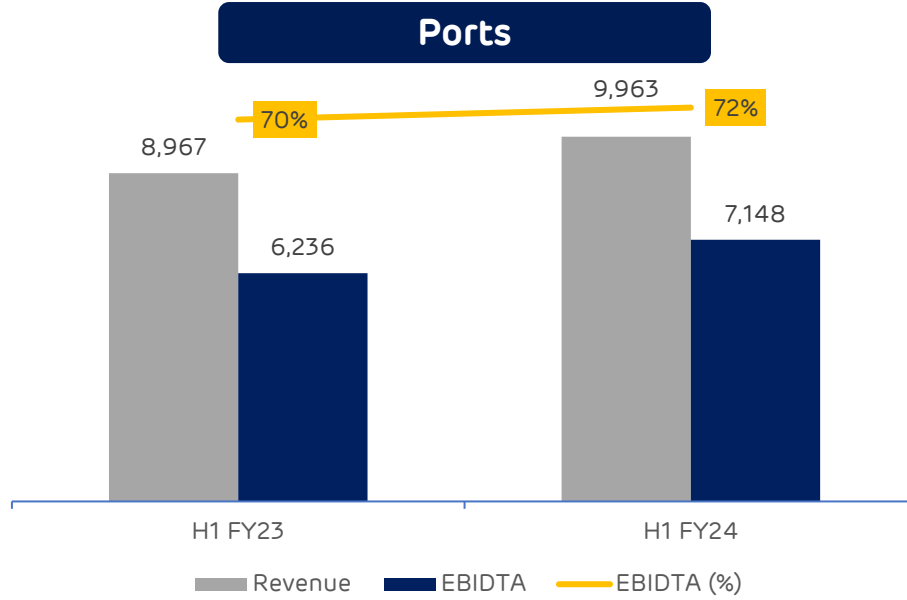
Financial

- Op. Revenue jumped by 26% Y-o-Y to Rs 12,894 Crs & EBITDA (excl. forex) increased by 17% to Rs 7,634 Crs
- Port EBITDA margin expanded by 220 bps Y-o-Y to 72%, while logistics EBITDA margin remains strong at 29%
- Net cash generated from operating activities increased by 20% in H1 FY24 to Rs 7,290 Crs
- APSEZ has concluded buy-back of two tranches of USD denominated bonds totaling USD 325 Mn, representing 50% of the principal repayment due in July 24.
- Net Debt to EBITDA for TTM Sep'23 improved to 2.8x vs 3.1x for FY23
- West Coast terminal in Sri Lanka has received funding commitment of USD 553Mn from the US DFC

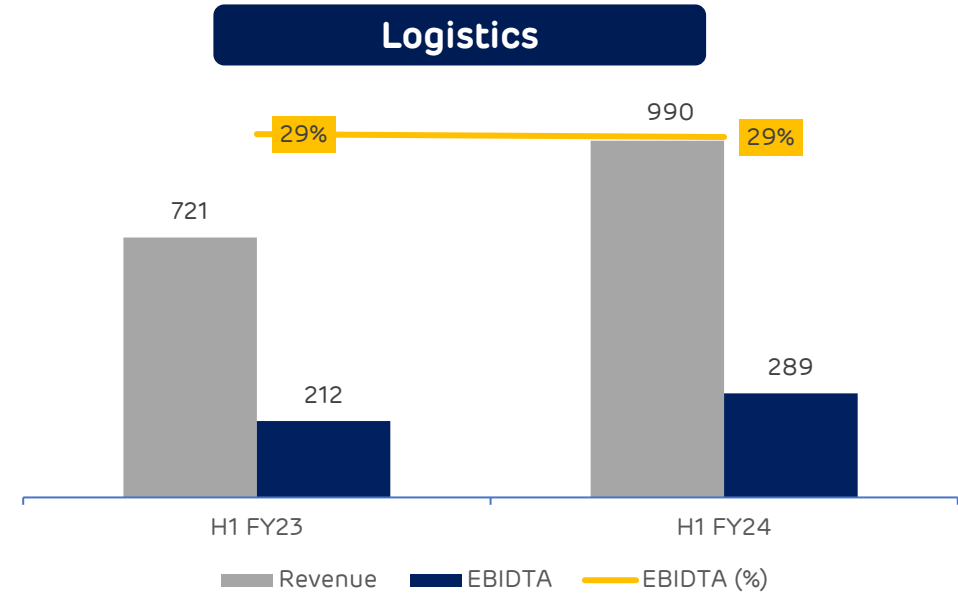
APSEZ: Key segment wise Operating revenue & EBITDA – H1 FY24

(YoY, in INR Cr)

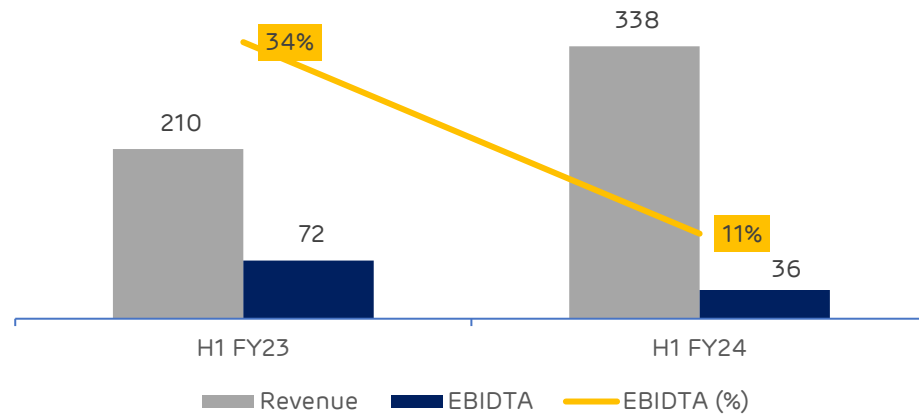
Ports



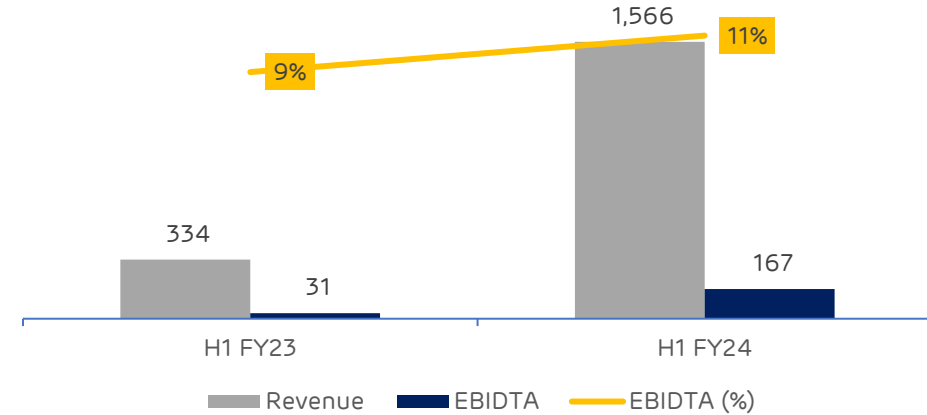
Logistics



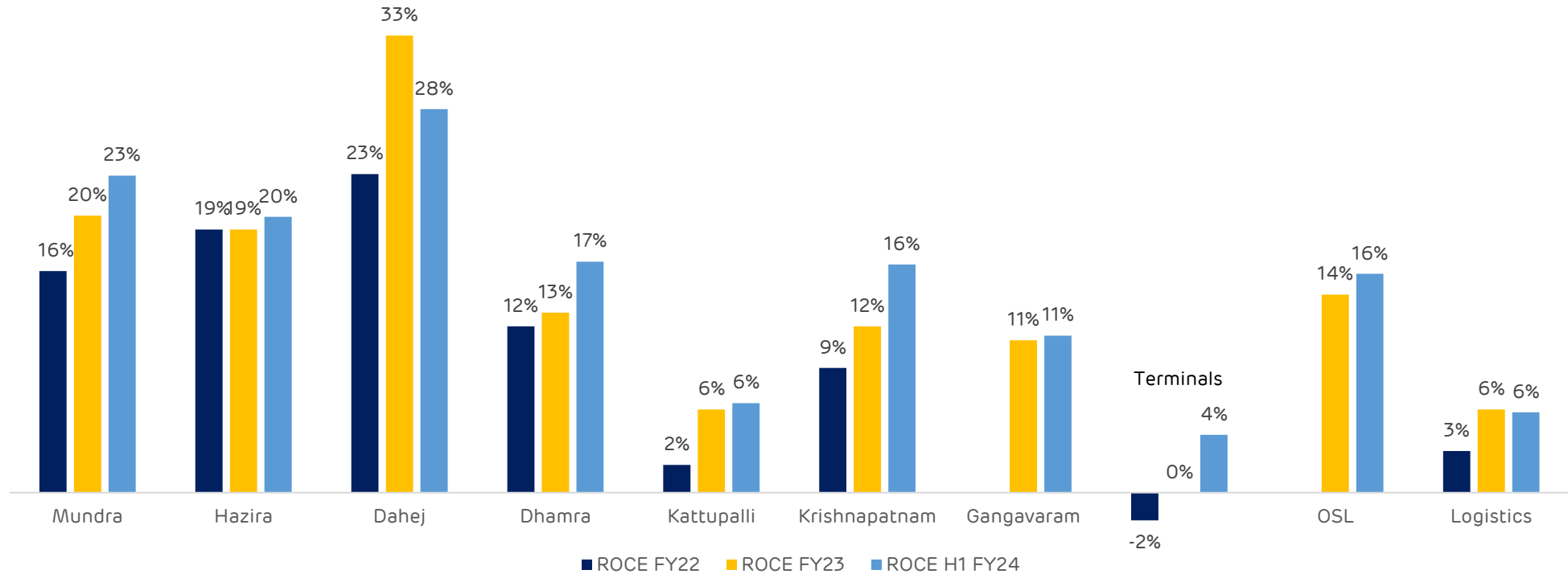
SEZ & Port Development



International Ports



APSEZ: Port wise returns



- ROCE improving at matured ports with better capacity utilization and given the focus on efficiency
- ROCE of logistics business doubled vs. FY22
- Operational ramp up at ports acquired in the last few years will drive their ROCE to ~20%

Disclaimer

Certain statements made in this presentation may not be based on historical information or facts and may be “forward-looking statements,” including those relating to general business plans and strategy of Adani Ports and Special Economic Zone Limited (“APSEZL”), the future outlook and growth prospects, and future developments of the business and the competitive and regulatory environment, and statements which contain words or phrases such as ‘will’, ‘expected to’, etc., or similar expressions or variations of such expressions. Actual results may differ materially from these forward-looking statements due to a number of factors, including future changes or developments in their business, their competitive environment, their ability to implement their strategies and initiatives and respond to technological changes and political, economic, regulatory and social conditions in India. This presentation does not constitute a prospectus, offering circular or offering memorandum or an offer, or a solicitation of any offer, to purchase or sell, any shares and should not be considered as a recommendation that any investor should subscribe for or purchase any of APSEZL’s shares. Neither this presentation nor any other documentation or information (or any part thereof) delivered or supplied under or in relation to the shares shall be deemed to constitute an offer of or an invitation by or on behalf of APSEZL.

APSEZL, as such, makes no representation or warranty, express or implied, as to, and does not accept any responsibility or liability with respect to, the fairness, accuracy, completeness or correctness of any information or opinions contained herein. The information contained in this presentation, unless otherwise specified is only current as of the date of this presentation. APSEZL assumes no responsibility to publicly amend, modify or revise any forward-looking statements, on the basis of any subsequent development, information or events, or otherwise. Unless otherwise stated in this document, the information contained herein is based on management information and estimates. The information contained herein is subject to change without notice and past performance is not indicative of future results. APSEZL may alter, modify or otherwise change in any manner the content of this presentation, without obligation to notify any person of such revision or changes.

No person is authorised to give any information or to make any representation not contained in and not consistent with this presentation and, if given or made, such information or representation must not be relied upon as having been authorised by or on behalf of APSEZL.

This presentation does not constitute an offer or invitation to purchase or subscribe for any securities in any jurisdiction, including the United States. No part of its should form the basis of or be relied upon in connection with any investment decision or any contract or commitment to purchase or subscribe for any securities. None of our securities may be offered or sold in the United States, without registration under the U.S. Securities Act of 1933, as amended, or pursuant to an exemption from registration therefrom.

Investor Relations Team:

MR. CHARANJIT SINGH

Head – ESG & Investor Relations

✉ Charanjit.singh@adani.com

☎ +91 79 2555 7712