

o/c

adani

Ports and
Logistics

Letter No.: APPPL-EHS/MOEF RO/EC Comp (III)

Date: 23/11/2019

✓ To

The Additional Principal Chief Conservator of Forests (C),
Western Regional Office,
Ministry of Environment, Forest & Climate Change
E-5, Arera colony, Link Road-3,
Ravishankar Nagar, Bhopal-462016 (M.P.)
Email: rowz.bpl-mef@nic.in

Dear Sir,

Sub.:- Six Monthly Compliance Report of Environment and CRZ Clearance for the period from April 2019 to September 19.

- Ref.:-**
- 1) Environmental and CRZ Clearances granted to M/s. Adani Petronet (Dahej) Port Pvt Ltd for Phase-III vide letter dated 14/10/2016 bearing F. No.: 11-37/2007-IA-III.
 - 2) CRZ Clearance / Recommendation issued by Department of Environment & Forest, GoG for Phase-III vide letter dated 14/03/2016 bearing No.: ENV-10-2015-171-E.
 - 3) Mail dated 23.11.2019 or submission of compliance.

Please find enclosed herewith point wise compliance report (Soft copy in a CD) of conditions stipulated in the above referred letters, the same was also forwarded through mail dated 23.11.2019 (Reference 3 above).

Thanking you,

Yours Faithfully,

For M/s Adani Petronet (Dahej) Port Pvt. Ltd.



(Authorized Signatory)

Handwritten signature
23/11/19
OFFICE
कार्यालय पर्यावरण, वन एवं जलवायु परिवर्तन मंत्रालय
Ministry of Environment, Forests & Climate Change,
क्षेत्रीय कार्यालय (पश्चिम क्षेत्र)/Regional Office(Western Zone)
भोपाल (म.प्र.)/BHOVAL-462016

Copy to:

1. The Director (Monitoring-IA Division), Ministry of Environment, Forest & Climate Change, Indira Paryavaran Bhawan, Jor Bagh Road, New Delhi-110 003.
2. The Director, Forest and Environment Department, Block-14, 8th Floor, Sachivalaya, Gandhinagar, Gujarat-382 010.
3. The Zonal Officer, Central Pollution Control Board, Zonal Office Vadodra, Parivesh Bhawan, Opposite VMC Ward office No. 10, Subhanpura, Vadodra-390 023.
4. The Chairman, Gujarat Pollution Control Board, Parvayaran Bhawan, Sector-10A, Gandhinagar-382010 (Gujarat).
5. The Regional Officer, Gujarat Pollution Control Board, Bharuch (Gujarat).

Encl.:- Mail Copy and CD

Adani Petronet (Dahej) Port Pvt Ltd
At & PO Lakhigam
Taluka Vagra, Via Dahej
Bharuch 392 130
Gujarat, India
CIN: U63012GJ2003PTC041919

Tel +91 2641 285002
+91 2641 285019
info@adani.com
www.adaniports.com

Kaushal Singh

From: Kaushal Singh
Sent: Saturday, November 23, 2019 12:25 PM
To: "RO - MOEF & CC (WZ), BHOPAL"
Cc: 'bharuchgpcb@yahoo.com'; "ZO - CPCB, VADODARA"; 'westzonecpcb@yahoo.com'; "CHAIRMAN - GPCB"; gpcb-bha@gujarat.gov.in; mefcc.ia3@gmail.com; monitoring-ec@nic.in; Harsh Yadav; Shalin Shah; Badrinarayan Gandhi
Subject: Half yearly Compliance report of Environment and CRZ Clearance for Phase III of Adani Petronet (Dahej) Port Private Limited, Dahej_F. No.: 11-37/2007-IA-III
Attachments: 2019.11.20 Dahej Phase III EC & CRZ Compliance_Email.pdf

Letter No.: APPPL-EHS/MOEF RO/EC Comp (III)

Date: 23/11/2019

To
The Additional Principal Chief Conservator of Forests (C),
Western Regional Office,
Ministry of Environment, Forest & Climate Change
E-5, Arera colony, Link Road-3,
Ravishankar Nagar, Bhopal-462016 (M.P.)
Email: rowz.bpl-mef@nic.in

Dear Sir,

Sub.:- Six Monthly Compliance Report of Environment and CRZ Clearance for the period from **April 2019 to September 2019.**

Ref.:- 1) Environmental and CRZ Clearances granted to M/s. Adani Petronet (Dahej) Port Pvt Ltd for **Phase-III** vide letter dated 14/10/2016 bearing F. No.: 11-37/2007-IA-III.
2) CRZ Clearance / Recommendation issued by Department of Environment & Forest, GoG for **Phase-III** vide letter dated 14/03/2016 bearing No.: ENV-10-2015-171-E.

Please find attached herewith point wise compliance report of conditions stipulated in the above referred letters.

Thank you,

Copy to:

1. The Director (Monitoring -IA Division), Ministry of Environment, Forest & Climate Change, Indira Paryavaran Bhawan, Jor Bagh Road, New Delhi - 110003
2. The Director, Forest and Environment Department, Block - 14, 8th Floor, Sachivalaya, Gandhinagar, Gujarat- 382010
3. The Zonal Officer, Central Pollution Control Board, Zonal OfficeVadodra, Parivesh Bhawan, Opposite VMC Ward office No. 10, Subhanpura, Vadodra-390023
4. The Chairman, Gujarat Pollution Control Board, Parvayaran Bhawan, Sector 10A, Gandhinagar-382010(Guj.)
5. The Regional Officer, Gujarat Pollution Control Board, Bharuch.

Thanks & regards,
Kaushal Singh

Deputy Manager – HSE | Adani Petronet (Dahej) Port Pvt Ltd
Mob +91 9099002568 | Ext. 51081 | Off +91 02641 28 5081 | Kaushal.Singh@adani.com |
www.adaniports.com
At & PO Lakhigam, Taluka Vagra, Via Dahej, Bharuch 392 130, Gujarat, India.

adani

Growth
with
Goodness

Our Values: Courage | Trust | Commitment



Letter No: APPL-ENV/NOF ROEC Comp (II)

Date: 23/11/2019

To
The Additional Principal Chief Conservator of Forests (C),
Western Regional Office,
Ministry of Environment, Forest & Climate Change,
E-2, Vasant colony, Link Road 2,
Ravibankar Nagar, Bhopal-462016 (M.P.)
Email: principalchief@moef.gov.in

Dear Sir,

Six month compliance report of Environment and CRZ Clearance for the period from
April 2018 to September 2019

Ref:- 1) Environmental and CRZ Clearance granted to M/s. Adani Petronet (Dahej) Port Pvt Ltd for
Phase III vide letter dated 14/03/2018 bearing No. 17-1/2007-IA-III
2) CRZ Clearance / Recommendation issued by Department of Environment & Forests for
Phase III vide letter dated 14/03/2018 bearing No. EW/14-2018-171-A

Please find attached herewith joint compliance report of condition specified in the above
referred letters.

Thank you.

- Copy to:-
1. The Director (Monitoring - IA Division), Ministry of Environment, Forest & Climate Change,
India Pavison Bhasan, 1st Bldg Road, New Delhi - 110002
 2. The Director, Forest and Environment Department, Block - 14, 8th Floor, Sachivalaya,
Chandigarh, Gurgaon - 122002
 3. The Joint Director, Central Pollution Control Board, Zone II Office/Regional Office, Bhopal,
District VMC Ward No. 10, Subangan, Vasant 390021
 4. The Chairman, Joint Pollution Control Board, Bhopal, Bhasan, Sector 10A, Chandigarh,
(23/01/2019)
 5. The Regional Officer, Joint Pollution Control Board, Bhopal

Thanks & regards
Kaushal Singh



Ports and
Logistics

Letter No.: APPPL-EHS/MOEF RO/EC Comp (III)

Date: 20/11/2019

To

The Additional Principal Chief Conservator of Forests (C),
Western Regional Office,
Ministry of Environment, Forest & Climate Change
E-5, Arera colony, Link Road-3,
Ravishankar Nagar, Bhopal-462016 (M.P.)
Email: rowz.bpl-mef@nic.in

Dear Sir,

Sub.:- Six Monthly Compliance Report of Environment and CRZ Clearance for the period from
April 2019 to September 2019.

Ref.:- 1) Environmental and CRZ Clearances granted to M/s. Adani Petronet (Dahej) Port Pvt
Ltd for **Phase-III** vide letter dated 14/10/2016 bearing F. No.: 11-37/2007-IA-III.
2) CRZ Clearance / Recommendation issued by Department of Environment & Forest,
GoG for **Phase-III** vide letter dated 14/03/2016 bearing No.: ENV-10-2015-171-E.

Please find enclosed herewith point wise compliance report of conditions stipulated in the
above referred letters.

Thanking you,

Yours Faithfully,

For **M/s Adani Petronet (Dahej) Port Pvt. Ltd.**


(Authorized Signatory)

Copy to:

1. The Director (Monitoring-IA Division), Ministry of Environment, Forest & Climate Change,
Indira Paryavaran Bhawan, Jor Bagh Road, New Delhi-110 003.
2. The Director, Forest and Environment Department, Block-14, 8th Floor, Sachivalaya,
Gandhinagar, Gujarat-382 010.
3. The Zonal Officer, Central Pollution Control Board, Zonal Office Vadodra, Parivesh
Bhawan, Opposite VMC Ward office No. 10, Subhanpura, Vadodra-390 023.
4. The Chairman, Gujarat Pollution Control Board, Parvayaran Bhawan, Sector-10A,
Gandhinagar-382010 (Gujarat).
5. The Regional Officer, Gujarat Pollution Control Board, Bharuch (Gujarat).

Adani Petronet (Dahej) Port Pvt Ltd
At & PO Lakhigam
Taluka Vagra, Via Dahej
Bharuch 392 130
Gujarat, India
CIN: U63012GJ2003PTC041919

Tel +91 2641 285002
+91 2641 285019
info@adani.com
www.adaniports.com

Part A: Six monthly Compliance report for Environment and CRZ Clearance for the development of Solid Cargo Port Terminal Phase - III

Sr. no.	Conditions	Status/Action taken
(i)	'Consent for Establish' shall be obtained from State Pollution Control Board under the Air (Prevention and Control of Pollution) Act, 1981 and the Water (Prevention and Control of Pollution) Act, 1974.	Complied. Consent for establish was obtained from Gujarat Pollution Control Board vide no 71696 dated 08.09.2015, valid up to 07.07.2020. Copy of Consent to Establish was submitted along with half-yearly compliance report vide letter no. APPPL-EHS/MOEF RO/EC Comp (III), dated 28.11.2017.
(ii)	Construction activity shall be carried out strictly according to the provisions of CRZ Notification, 2011. No construction work other than those permitted in Coastal Regulation Zone Notification shall be carried out in Coastal Regulation Zone area.	Complied. <ul style="list-style-type: none"> All the construction activities are being carried out as per the provisions of CRZ notification 2011 and EIA notification 2006. No construction work other than those permitted in Coastal Regulation Zone Notification has been carried out in Coastal Regulation Zone area.
(iii)	The Project proponent shall ensure that there shall be no damage to the existing mangroves patches near site and also ensure the free flow of water to avoid damage to the mangroves.	Being Complied There is no damage to Mangrove due to project activity. Free flow to the mangroves near the project area is maintained.
(iv)	The Project proponent shall ensure that no creeks or rivers are blocked due to any activities at the project site and free flow of water is maintained.	Complied. No creeks are blocked due to project activity.
(v)	Shoreline should not be disturbed due to dumping. Periodical study on shore line changes shall be conducted and mitigation carried out, if necessary. The details shall be submitted along with the six monthly monitoring reports.	Complying with. <ul style="list-style-type: none"> Reclamation of the area is being done as per the approval received. There is no dumping of any material outside the project area towards the shore. National Institute of Ocean Technology, Chennai has carried out study on shoreline changes in the vicinity of Dahej Port. Report is enclosed as an Annexure - 2.
(vi)	The commitments made during the Public Hearing and recorded in the Minutes shall be complied with letter	Complied. All the commitments made during the public hearing have been complied with.

Part A: Six monthly Compliance report for Environment and CRZ Clearance for the development of Solid Cargo Port Terminal Phase – III

Sr. no.	Conditions	Status/Action taken
	and spirit. A hard copy of the action taken shall be submitted to the Ministry.	An action taken report is enclosed as Annexure 1.
(vii)	All the conditions stipulated in the earlier Clearance including the recommendations of Environment Management Plan, Disaster management Plan shall be strictly complied with.	Being Complied <ul style="list-style-type: none"> • All conditions stipulated in the EC and CRZ clearances are being complied with. A separate six monthly compliance report is being submitted to MoEF&CC and other authorities. • All the recommendations and suggestions given by NIO, M/s Cholamandalam in the EIA are being complied. • Copy of the status of EMP recommendations is enclosed as Annexure 4. • APDPPL has a well-defined DMP and regular mock drills are being conducted. DMP is also reviewed at regular interval. Last Mock drill was conducted on 28.09.2019. Last revision in the DMP was done on 01.12.2018.
(viii)	The material for reclamation shall be sourced only through Government approved quarry. The quarried material shall be free from all kinds of contamination and high organic carbon contents. The same should be tested prior to reclamation.	Being Complied All the material for reclamation is procured through approved agency. It has been ensured that Material used for reclamation is free from high organic carbon contents.
(ix)	The coal shall be stored only in designated stock yard with dust control measures viz. wind screen of height at least 2 m above the coal stock, made of fabric/HDPE, water sprinkler arrangement, green belt of at least three layers of suitable trees and scrubs.	Being Complied Coal being stored at designated stock yard with dust control measures viz. wind screen made of steel of height at least 2 m above the coal stock, water sprinkler arrangement, green belt of suitable trees and scrubs.
(x)	The coal from the ships shall be conveyed through closed conveyor to the coal stock yard. The conveyor shall be seamless without joints/transfer points.	Noted for Compliance. Mechanization of South Berth is yet to be implemented. After project completion coal will be transported through closed conveyor to the coal stock yard. The alignment of the

Part A: Six monthly Compliance report for Environment and CRZ Clearance for the development of Solid Cargo Port Terminal Phase - III

Sr. no.	Conditions	Status/Action taken
		conveyer will be based on the engineering requirement to meet the objectives.
(xi)	The dust from the roads shall be periodically cleaned and dust suppression by water spray be carried out.	Being Complied Regular cleaning of roads is being carried out with the help of two high vacuum road sweeping machine. Regular water sprinkling is carried out by two mobile water tankers.
(xii)	The mangrove plantation of 50 ha shall be under taken in consultation with Gujarat Ecology Commission / State Forest Department.	Complied. The mangrove plantation of 50 ha has been completed at Village Devjagan, Jambusar taluka in consultation with M/s. Saline Area Vitalization Enterprise Limited (SAVE). Report of 50 ha Mangrove Plantation was submitted along with half yearly compliance report vide letter no. APPPL-EHS/MOEF RO/EC Comp (III) dated 29/05/2019.
(xiii)	Cargo shall be unloaded directly into hopper from the ship and transported to the stack yards through closed conveyor system only. Inbuilt dust suppression systems shall be provided at hoppers and all the transfer points / storage yards. Cargo shall not be unloaded directly onto the berth. Water meters shall be provided at different locations to record the consumption of water used for dust suppression and daily log shall be maintained.	Being Complied <ul style="list-style-type: none"> At mechanized berth of APDPPL, cargo is handled through conveyor system. Material handling system is equipped with Dry Fog Dust Suppression System. Coal storage yard is equipped with dust suppression system. After mechanization of south berth, desired pollution control measures shall made as a part of material handling system.
(xiv)	Disposal sites for excavated material should be so designed that the revised land use after dumping and changes in the land use pattern do not interfere with the natural drainage	Being Complied All the construction activities are as per the approval received under CRZ notification 2011 and EIA notification 2006. During Project (Phase III) implementation, it will be ensured that there shall not be any interference with the natural drainage of the area.
(xv)	The ground water shall not be tapped within the CRZ areas by the PP to meet with the water requirement in any case.	Complied. Ground water is not tapped in CRZ area for the project. Water requirement is being met through GIDC water supply.
(xvi)	Necessary arrangements for the	Complied.

Part A: Six monthly Compliance report for Environment and CRZ Clearance for the development of Solid Cargo Port Terminal Phase – III

Sr. no.	Conditions	Status/Action taken
	treatment of the effluents and solid wastes must be made and it must be ensured that they conform to the standards laid down by the competent authorities including the Central or State Pollution Control Board and under the Environment (Protection) Act, 1986.	<ul style="list-style-type: none"> • Domestic effluent is being treated in STPs. The treated water confirming to the norms is being used for horticulture purpose. • The monitoring results of the treated wastewater from STP for the period from April 2019 – September 2019 are enclosed as Annexure –3F. • APDPPL regularly submits report to State Pollution Control Board.
(xvii)	All the operational areas will be connected with the network of liquid waste collection corridor comprising of storm water, oily waste and sewage collection pipelines.	Complied. There is no liquid effluent generation during construction and operation of project. Separate storm water drain network have been provided. Domestic effluent is being transported from generation point to STP in close type Gully Men vehicle. Dedicated Hazardous waste storage area has provided for collection and storage of Hazardous waste.
(xviii)	Marine ecology shall be monitored regularly also in terms of sea weeds, sea grasses, mudflats, sand dunes, fisheries, echinoderms, shrimps, turtles, corals, coastal vegetation , mangroves and other marine biodiversity components as part of the management plan.	Complied. Marine ecology is being monitored through NABL accredited & MoEF&CC recognized laboratory M/s Pollucon Laboratories, Surat. Reports show that there are no significant changes in the marine ecology indicators. Reports for the period of April 2019 to September 2019 are enclosed as Annexure 3C and 3D .
(xix)	The marine ecology management plan being drawn up with regards to the environmental impacts of natural disasters, oil spills and other wastes, dredging and dumping on marine ecology (all micro, macro and mega biotic components) shall be scrupulously implemented. It shall be ensured that the marine ecology in the area of influence is not adversely affected.	Being Complied <ul style="list-style-type: none"> • No waste or dredged material is dumped so as to disturb the marine ecology • Marine ecology is being monitored through NABL accredited & MoEF&CC recognized laboratory M/s Pollucon Laboratories, Surat. Reports show that there are no significant changes in the marine ecology indicators. Reports for the period of April 2019 to September 2019 are enclosed as Annexure 3C and 3D.
(xx)	Marine ecology shall be monitored	Complied.

Part A: Six monthly Compliance report for Environment and CRZ Clearance for the development of Solid Cargo Port Terminal Phase - III

Sr. no.	Conditions	Status/Action taken
	regularly also in terms of all micro, macro and mega floral and faunal components of marine biodiversity.	Marine ecology is being monitored through M/s Pollucon Laboratories, a NABL accredited and MoEF&CC recognised laboratory. Reports show that there are no significant changes in the marine ecology indicators. Reports for the period of April 2019 to September 2019 are enclosed as Annexure 3C and 3D.
(xxi)	Measures should be taken to contain, control and recover the accidental spills of fuel and cargo handle.	Complied. <ul style="list-style-type: none"> • APDPPL is having well established Oil Spill Contingency Plan. • There is no Oil spill reported during the period of April 2019 to September 2019 • Periodic Mock drills are conducted. Latest mock drill was conducted on 28.09.2019.
(xxii)	All the mitigation measures submitted in the EIA report shall be prepared in a matrix format and the compliance for each mitigation plan shall be submitted to the RO, MoEF&CC along with half yearly compliance report.	Being Complied All the recommendations and suggestions given by NIO, M/s Cholamandalam in the EIA are being complied. Copy of the status of EMP recommendations is enclosed as Annexure 4.
(xxiii)	Ships/barges/vessels shall not be allowed to release any oily bilge waste or ballast water in the sea. Any effluents from the Jetty which have leachable characteristics shall be segregated and recycled/ disposed as per SPCB guidelines. Ships/vessels calling at the jetty shall not dump waste/bilge water during the berthing period.	Being Complied There is no discharge of oily bilge waste or ballast water in the sea within port limit. APDPPL is not accepting any kind of Hazardous Waste from ships/vessels.
(xxiv)	Location of DG sets and other emission generating equipment shall be decided keeping in view the predominant wind direction so that emissions do not effect nearby residential areas. Installation and operation of DG sets shall comply with the guidelines of CPCB.	Complied. <ul style="list-style-type: none"> • DG sets are installed as per the approval. Periodic Monitoring of DG set Stack emission & noise is being carried out M/s Pollucon Laboratories, a NABL accredited and MoEF&CC recognised laboratory. • Test reports of emission from DG

Part A: Six monthly Compliance report for Environment and CRZ Clearance for the development of Solid Cargo Port Terminal Phase – III

Sr. no.	Conditions	Status/Action taken
		sets are enclosed as Annexure 3H.
(xxv)	All the mechanized handling systems and other associated equipment's such as hoppers, belt conveyors, stacker cum reclaimers shall have integrated dust suppression systems. Dust suppression systems shall be provided at all transfer point.	Being Complied <ul style="list-style-type: none"> At APDPPL, on mechanize berth cargo is handled through conveyor system. Material handling system is equipped with Dry Fog Dust Suppression System. Coal storage yard is equipped with dust suppression system. After mechanization of south berth, desired pollution control measures shall be made as a part of material handling system.
(xxvi)	No product other than permitted under the CRZ Notification, 2011 shall be stored in the CRZ area.	Complied. APDPPL is handling dry cargo mainly coal and other bulk cargos at designated storage areas as per approval & CRZ notification 2011.
(xxvii)	The quality of treated effluents, solid wastes, emissions and noise levels and the like, from the project area must conform to the standards laid down by the competent authorities including the Central or State Pollution Control Board and under the Environment (Protection) Act, 1986.	Complied. The quality of treated effluents, solid wastes, emissions and noise levels is being monitored through M/s Pollucon Laboratories, a NABL accredited and MoEF recognised laboratory. Monitoring Reports for the period of April 2019 to September 2019 is enclosed as Annexure 3.
(xxviii)	All the mitigation measures suggested in the EIA report and the marine environment study of CWPRS, Pune shall be implemented. The compliance for each of these measures shall be submitted to concerned SPCB and R.O. of this Ministry along with six monthly compliance reports.	Being Complied <ul style="list-style-type: none"> All the recommendations and suggestions given by NIO, M/s Choramandalam in the EIA are being complied. Copy of the status of EMP recommendations is enclosed as Annexure 4 .
(xxix)	It shall be ensured by the Project Proponent that the activities does not cause disturbance to the fishing activity, movements of fishing boats and destruction to mangroves during the construction and operation phase.	Complied. There is no commercial fishing in the area. Free access to the "Pagadiya" fishermen is available. There is no impact on fishermen livelihood due to project activity.
(xxx)	The Project Proponent shall take up	Complied.

Part A: Six monthly Compliance report for Environment and CRZ Clearance for the development of Solid Cargo Port Terminal Phase – III

Sr. no.	Conditions	Status/Action taken
	and earmark adequate fund for socio- economic development and welfare measures as proposed under the CSR Programme. This shall be taken up on priority.	The CSR activities are executed at group level by Adani Foundation. Adani Foundation is taking care of Social-economic establishment activities and details of the same for the period of April 2019 to September 2019 is attached as Annexure – 8.
(xxxi)	The project proponent shall set up separate environmental management cell for effective implementation of the stipulated environmental safeguards under the supervision of a Senior Executive.	Complied. APDPPL has a well structured Environment Management Cell, staffed with qualified manpower for implementation of the Environment Management Plan. Detail of the Environment cell is enclosed as Annexure – 7.
(xxxii)	The funds earmarked for environment management plan shall be included in the budget and this shall not be diverted for any other purposes.	Complied. Separate budget is allocated for Environmental Management. Key components of environment budget are environmental Monitoring, STP's (Operations and Maintenance), Closed Conveyor System Maintenance etc. The allocation of budget for the FY 2019-20 was approx. Rs. 283.26 lacs. Details of the environmental budget and expenditure for the FY 2019-20 is enclosed as Annexure – 6.
(xxxiii)	The proponent shall abide by all the commitments and recommendations made in the EIA/EMP report so also during their presentation to the EAC.	Being Complied All the recommendations and suggestions given by NIO, M/s Cholamandalam in the EIA are being complied. Copy of the status of EMP recommendations is enclosed as Annexure – 4.
(xxxiv)	Company shall prepare operating manual in respect of all activities. It shall cover all safety & environment related issues and system, measures to be taken for protection. One set of environmental manual shall be made available at the project site. Awareness shall be created at each level of the management. All the schedules and results of environmental monitoring shall be available at the project site office.	Complied <ul style="list-style-type: none"> • APDPPL has prepared operating manual for all activities and is certified for ISO 14001: 2015, ISO 9001: 2015 and OHSAS 18001: 2007. • Complete set of operating manual is available at site. • Regular awareness sessions are organized for each level of employee as per the training need identification (TNI) done by HR

Part A: Six monthly Compliance report for Environment and CRZ Clearance for the development of Solid Cargo Port Terminal Phase – III

Sr. no.	Conditions	Status/Action taken
		department. • All the schedules and results of environmental monitoring are available at EHS department at project site.
(xxxv)	<p>Corporate Social Responsibility:</p> <p>a. The Company shall have a well laid down Environment Policy approved by the Board of Directors.</p> <p>b. The Environment Policy shall prescribe for standard operating process/procedures to bring into focus any infringements/deviation/violation of the environmental or forest norms/conditions.</p> <p>c. The hierarchical system or Administrative Order of the company to deal with environmental issues and for ensuring compliance with the environmental clearance conditions shall be furnished.</p> <p>d. To have proper checks and balances, the company shall have a well laid down system of reporting of non-compliances/violations of environmental norms to the Board of Directors of the company and/or shareholders or stakeholders at large.</p>	<ul style="list-style-type: none"> • Being Complied • Company has an Environment Policy. • All the requirements mention in the condition are being met through Environment Management System (ISO 14001:2015). • The hierarchical system or Administrative Order of the company to deal with environmental issues and for ensuring compliance with the environmental clearance conditions (Environment Cell Organogram) is enclosed as Annexure – 7. • APDPPL has form a management review committee-comprising of various heads of departments and chaired by site head. This review committee meets once in six month to review and monitor EHS performance of the site. All action items are being recorded and implemented.
B. General Conditions.		
i	Appropriate measures must be taken while undertaking digging activities to avoid any likely degradation of water quality.	Being Complied There is no digging activities except piling and foundation works of structures. Appropriate measures are being taken during such activities. Two Piezometers have been installed at different locations inside port. Regular monitoring of ground water level & quality is being done through M/s Pollucon Laboratories, a NABL accredited and MoEF&CC recognised laboratory. Copies of reports are

Part A: Six monthly Compliance report for Environment and CRZ Clearance for the development of Solid Cargo Port Terminal Phase - III

Sr. no.	Conditions	Status/Action taken
		enclosed as Annexure 3B .
ii	Full support shall be extended to the officers of this Ministry/ Regional Office at Bhopal by the project proponent during inspection of the project for monitoring purposes by furnishing full details and action plan including action taken reports in respect of mitigation measures and other environmental protection activities.	Being Complied <ul style="list-style-type: none"> APDPPL is regularly submitting six monthly compliance reports which comprises of Compliance to the conditions stipulated in Environment and CRZ clearance, environment monitoring reports etc. Whenever any authorities such as MoEF&CC, GPCB and GMB etc. visit the APDPPL full support is extended and APDPPL provides all additional information seek by them during the inspection.
iii	A six-Monthly monitoring report shall need to be submitted by the project proponents to the Regional Office of this Ministry at Bhopal regarding the implementation of the stipulated conditions.	Noted and Complied. APDPPL is regularly submitting six monthly compliance reports which comprises of compliance to the conditions stipulated in Environment and CRZ clearance, environment monitoring reports and EMP Status etc. and Last submission was on done vide letter No. APPPL-EHS/MOEF RO/EC Comp (III) dated 29.05.2019.
iv	Ministry of Environment, Forest and Climate Change or any other competent authority may stipulate any additional conditions or modify the existing ones, if necessary in the interest of environment and the same shall be complied with	Noted and Agreed.
v	The Ministry reserves the right to revoke this clearance if any of the conditions stipulated are not complied with the satisfaction of the Ministry.	Noted & Agreed.
vi	In the event of a change in project profile or change in the implementation agency, a fresh reference shall be made to the Ministry of Environment, Forest and Climate Change.	Complied There is no change in the implementation of project profile/agency.
vii	The project proponents shall inform	Complied

Part A: Six monthly Compliance report for Environment and CRZ Clearance for the development of Solid Cargo Port Terminal Phase - III

Sr. no.	Conditions	Status/Action taken
	the Regional Office as well as the Ministry, the date of financial closure and final approval of the project by the concerned authorities and the date of start of land development work.	<ul style="list-style-type: none"> Financial closure date for the project is 29/10/2014. Consent to Establish from Gujarat Pollution control Board is obtained on 08/09/2015, valid up to 07.07.2020 Start of land development (23 Ha. reclamation) work 17.10.2017.
viii	A copy of the clearance letter shall be marked to concerned Panchayat/local NGO, if any, from whom any suggestion/representation has been made received while processing the proposal.	Complied Copy of the clearance letter is submitted to concern Panchayat/ local NGO by hand and by register speed post. Copy of the acknowledgement and receipt of speed post were submitted along with half-yearly compliance report vide letter no. APPPL-EHS/MOEF RO/EC Comp (III), dated 28.11.2017.
ix	A copy of the environmental clearance letter shall also be displayed on the website of the concerned State Pollution Control Board. The EC letter shall also be displayed at the Regional Office, District Industries centre and Collector's Office/ Tehsildar's office for 30 days	Complied This condition does not belong the project proponent, however, APDPPL has submitted request letter along with a copy of environment clearance letter for display to Gujarat Pollution Control Board, District Industries Centre and Collector's Office vide letter dated 27.10.2016.
11	These stipulations would be enforced among others under the provisions of Water (Prevention and Control of Pollution) Act 1974, the Air (Prevention and Control of Pollution) Act 1981, the Environment (Protection) Act, 1986, the Public Liability (Insurance) Act, 1991 and EIA Notification 1994, including the amendments and rules made thereafter.	Noted & Agreed
12	All other statutory clearances such as the approvals for storage of diesel from Chief Controller of Explosives, Fire Department, Civil Aviation Department, Forest Conservation Act, 1980 and Wildlife (Protection) Act, 1972 etc. shall be obtained, as	Complied <ul style="list-style-type: none"> For storage of HSD approval has been taken from PESO vide letter no P/WC/GJ/14/3668(P221616) and valid up to 31.12.2019. Forest clearance has been taken for 38 ha of land (Phase II) vide letter no

Part A: Six monthly Compliance report for Environment and CRZ Clearance for the development of Solid Cargo Port Terminal Phase – III

Sr. no.	Conditions	Status/Action taken
	applicable by project proponents from the respective competent authorities.	<p>A-1006(10-9)SF-76-K dated 1st July 2008 from DOEF.</p> <ul style="list-style-type: none"> • Clarence from MOEF was obtained vide letter no 6-GJC060/2006-BHO/1508 dated 16th June 2008. • Fire NOC: Not Applicable. • Civil Aviation: Not Applicable. • Permission under Wildlife (Protection) Act, 1972: Not Applicable.
13	The project proponent shall advertise in at least two local Newspapers widely circulated in the region, one of which shall be in the vernacular language informing that the project has been accorded Environmental and CRZ Clearance and copies of clearance letters are available with the State Pollution Control Board and may also be seen on the website of the Ministry of Environment, Forest and Climate Change at http://www.envfor.nic.in . The advertisement should be made within Seven days from the date of receipt of the Clearance letter and a copy of the same should be forwarded to the Regional office of this Ministry at Bhopal.	<p>Complied</p> <ul style="list-style-type: none"> • Environment clearance letter is publish in "Indian Express" and "Gujarat Guardian" newspapers on dated 25th October 2016 which is within 7 days of from the date of the receipt of clearance letter. Copy of advertisement has been submitted to Regional Office MOEF on 28th October 2016 vide letter no APDPPL/MOEF-RO/01/2016. Copy of the same was submitted along with half-yearly compliance report vide letter no. APPPL-EHS/MOEF RO/EC Comp (III), dated 28.11.2017.
14	This Clearance is subject to final order of the Hon'ble Supreme Court of India in the matter of Goa Foundation Vs Union of India in Writ Petition (Civil) No.460 of 2004 as may be applicable to this project.	Noted.
15	Status of compliance to the various stipulated environmental conditions and environmental safeguards will be uploaded by the project proponent in its website.	<p>Complied.</p> <p>The status of environment clearance conditions is available on company website that i.e. www.adaniports.com/ports-downloads</p>
16	Any appeal against this Clearance shall lie with the National 18 Tribunal, if preferred, within a period of 30 days as prescribed under Section 16 of The National Green	Noted.

Part A: Six monthly Compliance report for Environment and CRZ Clearance for the development of Solid Cargo Port Terminal Phase – III

Sr. no.	Conditions	Status/Action taken
	Tribunal, Act, 2010.	
17	A copy of the clearance letter shall be sent by the proponent to concerned Panchayat, Zilla Parisad/Municipal Corporation, Urban Local Body and the Local NGO, if any, from whom suggestions/representations, if any, were received while processing the proposal. The clearance letter shall also be put on the website of the company by the proponent.	<p>Complied</p> <ul style="list-style-type: none"> Copy of the clearance letter is submitted to concerned Panchayat, Zila Parisad, local body and the local NGO by hand and registers speed post. Copy of the acknowledgement and receipt of speed post was submitted along with half-yearly compliance report vide letter no. APPPL-EHS/MOEF RO/EC Comp (III) , dated 28.11.2017. Copy of environment clearance is also available on company website i.e. www.adaniports.com/ports-downloads
18	The proponent shall upload the status of compliance of the stipulated EC conditions, including results of monitored data on their website and shall update the same periodically. It shall simultaneously be sent to the Regional Office of MoEFCC, the respective Zonal Office of CPCB and the SPCB.	<p>Complied</p> <ul style="list-style-type: none"> Compliance reports along with monitored data are available on company website i.e. www.adaniports.com/ports-downloads Same is being regularly submitted to concerned authorities. Last submission was on 29.05.2019.
19	The environmental statement for each financial year ending 31st March in Form-V as is mandated to be submitted by the project proponent to the concerned State Pollution Control Board as prescribed under the Environment (Protection) Rules, 1986, as amended subsequently, shall also be put on the website of the company along with the status of compliance of EC conditions and shall also be sent to the respective Regional Offices of MoEFCC by email.	<p>Complied</p> <ul style="list-style-type: none"> Environment statement regularly being submitted to Gujarat Pollution Control Board. Last report was submitted dated 29th May 2019. Copy of report is also available on company website i.e. www.adaniports.com/ports-downloads Same has been sent by email to RO, MoEF on 29.05.2019.

Part B: Six monthly compliance report for CRZ Clearance/recommendation for development of Solid Cargo Port Terminal Phase – III

Sr. no.	Conditions	Status/Action taken
1	The provisions of the CRZ Notification of 2011 shall be strictly adhered to by M/s APDPPL. No activity in contradiction to the provisions of the CRZ Notification shall be carried out by M/s APDPPL	Complied. <ul style="list-style-type: none"> All the construction activities are being carried out as per the provisions of CRZ notification 2011 and EIA notification 2006. No activity or work other than those permitted in Coastal Regulation Zone Notification has been carried out in Coastal Regulation Zone area.
2	The APDPPL shall ensure that there shall not be any blockage of creek and free flow of water is maintained	Complied. No creeks are blocked due to project activity.
3	The APDPPL shall have to comply with the agreement made by them with GACL regarding re-routing of the pipeline of GACL and M/s APDPPL shall have to borne the cost as per agreement.	Complied. Re-routing of the pipeline of GACL has been completed and all expenditure has been borne by APDPPL.
4	The APDPPL shall not construct any storage facilities for material/chemicals in the CRZ area except for those permissible as per Annexure – II of the CRZ Notification - 2011. Also for other Hazardous chemical, outside CRZ areas, the APDPPL shall have to consult SDMA for Disaster Management Plan.	Being Complied <ul style="list-style-type: none"> APDPPL is handling dry cargo mainly coal and other bulk cargos at designated storage areas as per approval & CRZ notification 2011. APDPPL has a well-defined DMP and regular mock drills are being conducted. DMP is also reviewed at regular interval Last Mock drill was conducted on 28.09.2019. Last revision in the DMP was done on 01.12.2018.
5	All necessary permission from different Government Departments / agencies shall be obtained by M/s APDPPL before commencing the activities.	Complied <ul style="list-style-type: none"> Consent to establish has already been obtained vide GPCB/BRCH-B/CCA-06(6)/ID 31664/326835 dated 08/09/2015.valid up to 07.07.2020 For storage of HSD approval has been taken from PESO vide letter no P/WC/GJ/14/3668(P221616) and valid up to 31.12.2019. Forest clearance has been taken for 38 ha of land (Phase II) vide letter no A-1006(10-9)SF-76-K dated 1st July 2008

Part B: Six monthly compliance report for CRZ Clearance/recommendation for development of Solid Cargo Port Terminal Phase – III

Sr. no.	Conditions	Status/Action taken
		from DOEF. • Clarence from MOEF was obtained vide letter no 6-GJC060/2006-BHO/1508 dated 16 th June 2008.
6	The APDPPL shall ensure that there shall be no damage to the existing mangrove patches near the site and also ensure the free flow of water to avoid damage to the mangrove.	Complied There is no damage to Mangrove due to project activity. Free flow to the mangroves near the jetty approach is maintained.
7	All the recommendation and suggestions given by Cholamanadalam MS Risk Services Limited, Chennai in their Environment Impact Assessment reports for conservation / protection and betterment of environment shall be implemented strictly by M/s APDPPL.	Being Complied • All the recommendations and suggestions given by NIO, M/s Cholamandalam in the EIA are being complied. • Copy of the status of EMP recommendations is enclosed as Annexure 4.
8	The construction and operational shall be carried out in such a way that there is no negative impact on mangroves, if any, and other important coastal/ marine habitats. The construction activities shall be carried out only under the guidance / supervision of the reputed institute/ organization.	Being Complied • Construction and operation activities are being done in such a way that there is no impact on the mangroves. Free access to the "Pagadiya" fishermen is available. There is no impact on fishermen livelihood due to project activity. • Gujarat Marine Board is regularly monitoring the project progress.
9	The construction debris and/or any other type of waste shall not be disposed of into the sea, creek or in the CRZ areas. The debris shall be removed from the construction site immediately after the construction is over.	Complied • No debris or other construction waste is being disposed into the sea, creek or in CRZ areas. • Reclamation of the area is being done as per the approval received.
10	The construction camps shall be located outside the CRZ area and the construction labour shall be provided with the necessary amenities, including sanitation, water supply and fuel and it shall be ensured that the environmental conditions are not deteriorated by the construction labours.	Complied No labour camps are located in Coastal Regulation Zone area. Labours are managed through contractors and they are from surrounding villages and have been provided residential facilities in the surrounding villages.
11	M/s APDPPL shall prepare and	Complied

Part B: Six monthly compliance report for CRZ Clearance/recommendation for development of Solid Cargo Port Terminal Phase – III

Sr. no.	Conditions	Status/Action taken
	regularly update the local oil spill contingency and Disaster Management Plan in consonance with the National Oil Spill and Disaster Contingency plan and shall submit the same to this Department after having it vetted through the Indian Coast Guard.	<ul style="list-style-type: none"> Oil Spill Contingency Plan is submitted to Coast Guard, Gandhinagar for verification vide letter dated. 10/10/2012. APDPPL has a well-defined DMP and regular mock drills are being conducted. DMP is also reviewed at regular interval Last Mock drill was conducted on 28.09.2019. Last revision in the DMP was done on 01.12.2018.
12	M/s APDPPL shall bear the cost of the external agency that may be appointed by this Department for supervision /monitoring of proposed activities and the impact of the proposed activities.	Noted and shall be complied.
13	The jetty and most of the approach would be supported on piles allowing adequate flow of water without significant obstruction	Complied. Jetty approach is already operational. No new jetty is proposed under the phase III development except the widening of rubble bund.
14	The ground water shall not be tapped within the CRZ areas by the APDPPL to meet the water requirement in any case.	Complied. Ground water is not tapped in CRZ area for the project. Water requirement is been met through GIDC water supply.
15	M/s APDPPL shall take up massive greenbelt development activities in consultation with Forest Department / GEER Foundation / Gujarat Ecology commission. A comprehensive plan for this purpose has to be submitted to the Forests and Environment Department.	Complying with. Green belt is being developed in an area of 18.0 ha including periphery of the project boundary. Detailed plan of the green belt development plan is enclosed as Annexure - 5 .
16	Mangrove plantation in 50 Ha. Shall be carried out in consultation with the Gujarat Ecology Commission/ Forest Department by M/s APDPPL within a period of two years from the date of issuance of the CRZ clearance by the MoEF&CC, GOI and an action plan in this regard shall be submitted to this Department along with satellite images and GPS readings with Latitudes and Longitudes.	Complied. The mangrove plantation of 50 ha has completed at Devjagan, Jambusar taluka in consultation with M/s. Saline Area Vitalization Enterprise Limited (SAVE). Report of 50 ha Mangrove Plantation was submitted along with half yearly compliance report vide letter no. APPPL-EHS/MOEF RO/EC Comp (III) dated 29/05/2019.
17	The APDPPL shall have to take up bio-	Being Complied

Part B: Six monthly compliance report for CRZ Clearance/recommendation for development of Solid Cargo Port Terminal Phase – III

Sr. no.	Conditions	Status/Action taken
	shielding development programme in consultation with the Forests Department/ PCCF and an action plan in this regard shall have to be submitted to the MoEF&CC – GOI and this department.	<ul style="list-style-type: none"> • Area identification for Bio shield project is done at Malpur and Isanpur village, Jambusar Taluka, Bharuch district • M/s. Saline Area Vitalization Enterprise Limited (SAVE) is carrying out Bio Shield development programme. • Some highlights of project is as below; <ul style="list-style-type: none"> ➤ Width: 200 – 300 mt. Length: 1,000 mt. (01 Km) ➤ Plants : Mangroves, Pilu (Salvadora, Unt Morad and local grass species ➤ Completion Period: 36 Months • A mangrove nursery having 35.150 sapling has been developed by SAVE in association with village women, these women will be executing the process of Bio shield right from plantation than gap filling and maintenance. • Final report will be submitted along with compliance on completion of Bio Shield development Programme.
18	M/s APDPPL shall have to contribute financially for taking up the socio-economic upliftment activities in this region in consultation with the Forests and Environment Department and the District Collector / District Development Officer.	Complied. The CSR activities are executed at group level by Adani Foundation. Adani Foundation is taking care of Social-economic establishment activities and details of the same for the period of April 2019 to September 2019 is attached as Annexure – 8.
19	A separate budget shall be earmarked for environmental management and socio-economic activities including the green belt /mangrove plantation and details thereof shall be furnished to this department as well as the MoEF&CC, GOI. The details with respect to the expenditure from this budget head shall also be furnished alongwith the compliance report.	Complied. Separate budget is allocated for Environmental Management. Key components of environment budget are environmental Monitoring, STP's (Operations and Maintenance), Closed Conveyor System Maintenance and etc. The allocation of revenue budget for Environment Cell for the FY 2019-20 was approx. Rs. 283.26 lacs. Details of the environmental budget and expenditure for the FY 2019-20 is enclosed as Annexure – 6.
20	A separate Environment Management Cell with qualified personnel shall be	Complied. APDPPL has a well structured

Part B: Six monthly compliance report for CRZ Clearance/recommendation for development of Solid Cargo Port Terminal Phase – III

Sr. no.	Conditions	Status/Action taken
	created for environmental monitoring and management during construction and operational phases of the project	Environment Management Cell, staffed with qualified manpower for implementation of the Environment Management Plan. Detail of the Environment cell is enclosed as Annexure - 7.
21	Environmental Audit report indicating the changes, if any, with respect to the baseline environment quality in the coastal and marine environment shall be submitted every year by M/s APDPPL to this Department as well as to the MoEF&CC, GOI.	<p>Being Complied</p> <ul style="list-style-type: none"> The quality of ambient air, treated effluents, sea water and sediment, ground water and noise levels is being monitored through M/s Pollucon Laboratories, a NABL accredited agency. Monitoring Reports for the period of April 2019 to September 2019 is enclosed as Annexure 3. Report confirms that there is no significant change in the quality in comparison to base line (wherever available)
22	A six monthly report on compliance of the conditions mentioned in this letter shall have to be furnished by M/s APDPPL on a regular basis to this Department as well as to the Ministry of Environment, Forest and Climate Change, Government of India.	<p>Complying with.</p> <ul style="list-style-type: none"> APDPPL is regularly submitting six monthly compliance reports which comprises of compliance to the conditions stipulated in Environment and CRZ clearance, environment monitoring reports, status of EMP etc. Last submission was done on vide letter No. APPPL-EHS/MOEF RO/EC Comp (III) Dated 29.05.2019.
23	Any other condition that may be stipulated by this Department / Ministry of Environment, Forest and Climate Change, Government of India from time to time for environmental protection / management purpose shall also have to be complied with by M/s APDPPL.	<p>Noted and agreed to comply with Any other condition that may be stipulated by this Department / Ministry of Environment, Forest and Climate Change, Government of India from time to time for environmental protection.</p>

Annexure - 1
Action taken on PH commitments

Status of the action item of public consultation points

Sr. No.	Name of representative and address	Points Represented during Public Hearing	Answer given by representative of project proponent	Remark	Status of action Item as on 30/09/2019
1.	Shri ManaharbhaiGohil, President Jilla Panchayat Village: Lakhigam, Taluka: Vagra, District: Bharuch	<ul style="list-style-type: none"> • Participating the public hearing he said that, he has studied the EIA report which is misleading. • Five notices have been issued to the unit by GPCB but the data presented in the presentation are really shocking. There is increase in noise pollution due to company. • All the improvements made by the unit are only during last three months. • Tyre washing of Vehicle is not carried out. Equipment's purchased for maintaining cleanliness is not used regularly and there is no proper implementation of instructions given by GPCB through the notices. Further he made following observations /suggestions: <ol style="list-style-type: none"> 1. Company has not taken permission from village panchayat for installation of conveyor belt passing thorough the road. 2. Transportation of coal through trucks should be stopped. 3. Precautions should be taken to 		After completing his representation, he immediately left the venue.	Reply sent on 18 th March 2015 as he immediately left the venue. No further action is required. Copy already submitted to MoEF as a part of EIA Annexure -16.

Sr. No.	Name of representative and address	Points Represented during Public Hearing	Answer given by representative of project proponent	Remark	Status of action Item as on 30/09/2019
		<p>avoid fire in coal storage area.</p> <p>4. "Court Commission" should be appointed for evaluation of current environmental condition of the company.</p> <ul style="list-style-type: none"> Finally, he told that he does not agree with the report of the company and raised strong objection against the expansion project of the company. He also pointed out that in the past three people already died due cargo vehicles of the company. 			
2.	Shri Pushkarsinh Rana, Village Dahej	<ul style="list-style-type: none"> He raised objection for selection of location for conducting Public Hearing and asked GPCB why Public Hearing is organized in Luvara village instead of Project site or Lakhigam itself and requested to appraise the site criteria for Public Hearing He asked that how many pages are used in EIA report and in comparison how many pages are used in Executive summary. 	<ul style="list-style-type: none"> Project Proponent informed that the decision rights for selection of location for the Public Hearing are with GPCB and normally PH location is decided based on the Notification of EC of MoEF. Representative of Project Proponent replied that EIA report is in three parts. EIA report included 268 pages, Annexures include 378 pages and appendix includes 264 pages making total report of 858 pages. Executive summary includes 25 pages. 	Regional Officer, GPCB clarified that w.r.t. selection of location for public hearing, the words used in the EIA notification are "at the project site or in close proximity" with this consideration as well as the availability of large ground area suitable for parking and accommodating as many people as possible, the Luvara village is selected as preferred location for public hearing as the same is 2 km away from the project site.	<p>No further action required.</p> <p>No further action required.</p>

Sr. No.	Name of representative and address	Points Represented during Public Hearing	Answer given by representative of project proponent	Remark	Status of action Item as on 30/09/2019
		<ul style="list-style-type: none"> • He told that Executive Summary is of only 25 pages and that are very less as compared to pages of EIA report and it shows that company has hidden many information which is not acceptable to us. He also informed that this is a draft report only but the proponent never informing us whether clarifications are included in final EIA report or not? • He asked the clarification whether project location is on land or in sea. Whether the land is allotted or not and who is owner of land? • What is meaning of MOEF? 	<ul style="list-style-type: none"> • Executive Summary is prepared as per the guidelines under EIA Notification. The more pages are due to various annexures. • Project proponent informed that our port is functional and we have shown different components of the project in map. Two jetties in sea a trestle, rubble bund and back up area are already developed. Also, there is a railway yard for transportation of cargo. • The expansion proposed for carrying out reclamation is falling in intertidal area and therefore that land do not have any survey number. We have asked for permission and reclamation will be carried out after permission from MOEF. • The Project Proponent replied that MOEF stands for Ministry of 	<p>Dist. Collector has informed to Project Proponent to communicate the changes made in the draft EIA while finalizing the EIA to the concern representative.</p>	<p>After obtaining CRZ recommendations from GCZMA vide their letter 14th March 2016, we have informed the concerned person about final EIA report for the proposed project and the source of availability on the MoEF website vide letter dated 17.03.2016 . No further action is required.</p> <p>No further action</p>

Sr. No.	Name of representative and address	Points Represented during Public Hearing	Answer given by representative of project proponent	Remark	Status of action Item as on 30/09/2019
		<ul style="list-style-type: none"> • As per Sr. No.6 table no.1.1 of Executive habitation in the villages or big town in expansion area. What is the location of Summary there is no expansion project • As per Sr. No.14 of table no.1.2 of Executive Summary, it is shown that Birla Copper is located at a distance of two km in North direction and Hindalco is located at a distance of 5.1 km in the North East direction. So two different locations are shown which is one location only • He pointed out that in your report Sabarmati pond is shown and asked where it is located and from where this information you have gathered? He further aggressively clarified that people are living in these villages since many years and there is no Sabarmati Pond in existence in this area. • Executive Summary includes widening of the Road and he asked which roads are to be widened. 	<p style="text-align: center;">Forest and Environment, Government of India</p> <ul style="list-style-type: none"> • The project proponent replied that there is no habitation in the inter tidal land, proposed for reclamation • The project proponent replied that verification will be done for Hindalco and Birla Copper and necessary changes will be made if, any. • The Project Proponent has shown Map prepared and published by Survey of India in 2007 which shows Sabarmati pond. As per the instruction of Dist. Collector same is shown to Shri Pushkarsinh Rana • The project proponent replied that proposal includes widening of the existing rubble bund which is inside the port. 	<p style="text-align: center;">Dist. Collector informed the villagers to make to the point representation and also drew their attention that if, they make proper representation then and then only their concern will reach to the appropriate authorities and we are here for the same purpose.</p>	<p style="text-align: center;">required</p> <p style="text-align: center;">No further action required.</p> <p style="text-align: center;">It is verified. No changes done.</p> <p style="text-align: center;">No further action required.</p> <p style="text-align: center;">No further action required.</p>

Sr. No.	Name of representative and address	Points Represented during Public Hearing	Answer given by representative of project proponent	Remark	Status of action Item as on 30/09/2019
		<ul style="list-style-type: none"> <li data-bbox="517 360 1014 576">• The proposed expansion is for the increase of capacity from 11.7 MMTP against the current actual handling which is less than 11.7 MMTP. So how pollution will be controlled for this expansion of capacity? <li data-bbox="517 1062 1014 1369">• The road starting from port up to Reliance is full of coal dust. Cleaning is going on since last 5 days only. High level of pollution is created in this area. This matter should come in writing. Equipment for cleaning of dust on the road is not used regularly. It is requested to show the details of equipment used in cleaning. The 	<ul style="list-style-type: none"> <li data-bbox="1032 360 1503 1023">• The project proponent replied that proposed expansion is for increasing the handling capacity from 11.7 MMTPA to 23 MMTPA and by doing this there will be reduction in pollution. We are having two jetties one in North direction and another in South direction. North Jetty is mechanized whereas In South jetty transportation of coal up to storage yard is being carried out through trucks. The proposed expansion includes mechanization of south jetty and transportation of coal through conveyor. Therefore, minimal transportation will be done through tucks. Therefore, there will be overall reduction in pollution due to 75% reduction of truck movement. <li data-bbox="1032 1062 1503 1246">• The Project Proponent informed that equipment for cleaning of road is used since last 1.5 years. In addition the company has purchased second equipment and same is also functional. 	<p data-bbox="1525 1062 1816 1209">Regarding the role of GIDC and GPCB, Dist. Collector clarified that Govt. is working for the people only.</p>	<p data-bbox="1845 360 1980 448">No further action required.</p> <p data-bbox="1845 1062 1980 1150">No further action required.</p>

Sr. No.	Name of representative and address	Points Represented during Public Hearing	Answer given by representative of project proponent	Remark	Status of action Item as on 30/09/2019
		<p>same is also informed to GIDC and GPCB but complaints have remained on papers only.</p> <ul style="list-style-type: none"> • Is there any role of GIDC in this matter? To whom we should approach when GIDC is allotting land to industries. This is the only platform where we can make the representation. • Will there be any increase of capacity of railway loading silo and related infrastructure? • No employment is given to land looser of railway yard. Company should give • Assurance for employment to land losers. • The responsible officers of GIDC 	<ul style="list-style-type: none"> • The Project Proponent replied that Belt conveyor capacity is adequate and silo will be developed at the same place where one silo already exists. There is no requirement of new land for this purpose. • Shri. Amish Trivedi, Representative of the project proponent replied that GIDC has allotted land on ROU basis and land for S&S yard given on lease basis. The Land acquisition is done as per agreement between land owner and GIDC. • Company representative Mr. P. N. Roy chowdhury replied that there is no employment policy for land looser of ROU land. • Only GIDC can answer on this 		<p>No further action required.</p> <p>No further action required.</p> <p>No further action required.</p> <p>No further action required.</p>

Sr. No.	Name of representative and address	Points Represented during Public Hearing	Answer given by representative of project proponent	Remark	Status of action Item as on 30/09/2019
		<p>should also be required to remain present during Public Hearing.</p> <ul style="list-style-type: none"> • I am unable to understand data shown in 3.1 w.r.t. ambient air quality therefore, I request to explain • He pointed out that as per Executive Summary 3.7.1 there is no fisheries and requested to inform the reason behind it. Fisherman have no option left and they have become unemployed for which companies are only responsible and therefore companies should provide employment to fishermen also. 	<p>issue.</p> <ul style="list-style-type: none"> • The project proponent replied that in India, norms of ambient air quality are already decided and parameters like PM10, PM2.5, SO₂NO_x etc are measured to decide the quality of ambient air. These parameters are decided by CPCB. If, these parameters are below the standards then they are acceptable. The results found during the study are within the acceptable limit, during study. • The project proponent replied that as per the data of Gujarat, fisheries contribution of Bharuch is only 1% which is very less. Kutch is contributing 17%. Fisheries are of two types (i) Fisheries in sea and (ii) Fisheries of Jinga and other types in inland water. Adani company is not responsible for reduction in fisheries which is also evident from the following data (Gujarat State) Presence of Adani Company is since 2011. In 2004 when Adani was not presence the fisheries production was 7489 MT, in 2005-06 it was 8743 MT, in 2009-10 it was 14810 		<p>action required.</p> <p>No further action required.</p> <p>No further action required.</p>

Sr. No.	Name of representative and address	Points Represented during Public Hearing	Answer given by representative of project proponent	Remark	Status of action Item as on 30/09/2019
		<ul style="list-style-type: none"> • As per Executive summary it is mentioned that tyre washing of vehicles is done but same is not being carried out. • Company is doing transportation of coal through rail and truck. Dahej – IPCL road used for transportation of coal is passing through Vadia village which is residential area and hotels are also located on that road. Instead of this, it is requested to use bypass road passing near GACL for the same. • I wish good luck to company with hope to do better work for environment. 	<p>MT and in 2011-12 It was 12914 MT.</p> <ul style="list-style-type: none"> • Project proponent replied that in proposed expansion project, for air pollution control, dust suppression system will be installed during construction activities, regular water sprinkling will be carried out on roads, tyre washing facilities to be provided to avoid carry forward of dust through tyres. The tyre washing facility will become functional from 1st June, 2015. • Project proponent replied that we welcome your suggestions. Necessary survey will be done and appropriate steps will be taken. • Project proponent conveyed thanks for his encouraging words. 		<p>Tyre washing facility is in place and other measures will be taken during construction and operation phase.</p> <p>No change in the route is required.</p> <p>No further action required.</p>

Sr. No.	Name of representative and address	Points Represented during Public Hearing	Answer given by representative of project proponent	Remark	Status of action Item as on 30/09/2019
3.	ShriJayatibhaiA hir Village - Luvara	<ul style="list-style-type: none"> I am Sarpanch of Luvara village. All companies are conducting public hearing and concerns of villages are considered. Our representations during public hearing of ONGC on the issues of storm water management of village are also to be considered. ONGC has helped villages in providing disposal system of rain water from village. Adani company has also helped for renovation of houses of Adivasis. Fishing nets are provided to fishermen. Adani company has sanctioned to build 55 houses out of which 11 houses are already constructed. There is reduction in air pollution after installation of belt conveyor belt by Adani company. It is also true that regular cleaning of roads are carried out by company. 	<ul style="list-style-type: none"> The project proponent has expressed thanks for appreciation. 		No further action required.
4.	DahyabhaiGhan abhai Patel Village – Jageshwar	<ul style="list-style-type: none"> I do agree representation made by Manhabhai and Pushkarsinh. Conveyor belt should not be allowed through Jageshwar village. I hereby submit by representation in writing. 	<ul style="list-style-type: none"> The project proponent replied that they have already replied earlier to similar question. 	Written representation made by Shri Dahya bhai is accepted.	No further action required.
5.	Mayurdhvajsinh Village - Dahej	<ul style="list-style-type: none"> Officers of Adani Company are fooling villagers. 			

Sr. No.	Name of representative and address	Points Represented during Public Hearing	Answer given by representative of project proponent	Remark	Status of action Item as on 30/09/2019
6.	ShriNareshbhai Village - Lakhigam	<ul style="list-style-type: none"> • This is expansion proposal for phase III. I request all to stay in Lakhigam and decide about pollution control. There is high level of pollution exists. What is the reason for 46 deaths in last 4-6 months? • As shown in the report, monitoring is done at which locations in the village. • Pollution reaches to our houses and dust can be seen on the utensils for drinking water. Adani has manipulated with official record. • There are issues for land losers and they do not get employment. We have to protest. All these expenses are also on the head on farmers. It is requested that company should provide 	<ul style="list-style-type: none"> • Project proponent replied that with respect to ambient air parameters same are as shown in the table no. 3.1 of Executive summary. Monitoring equipment were placed at the (1) residence of Shri Dilipbhai in Luvara village, (2) residence of Shri Chhotubhai in Jageshwar village, (3) Residence of Shri Ganpatgiri in Ambetha village, (4) P J Chheda High School in Dahej and (5) Primary School in Lakhigam. • This is false allegation and not acceptable to us. • In existing project, out of 20 land losers 10 have been already given employment and for remaining 10 we have requested the families to give their nomination which we have not 		<p>No further action required.</p> <p>At present no action is pending</p>

Sr. No.	Name of representative and address	Points Represented during Public Hearing	Answer given by representative of project proponent	Remark	Status of action Item as on 30/09/2019
		<p>employment to us on their own.</p> <ul style="list-style-type: none"> Company should think about high pollution levels. 	<p>received from their side.</p> <ul style="list-style-type: none"> The project proponent replied that they have already replied earlier to similar question. 		No further action required.
7	Shri Kalidas Rayjibhai Patel Sarpanch, Village - Jageshwar	<ul style="list-style-type: none"> In this region people are speaking wrong things. I would like to inform Dist. collector that poor people are exploited. Since 35 years people of Navinagari were not able to sleep peacefully and there was no repairing work was done for their houses but Adani foundation helped in renovation of 120 houses and also supported for food arrangement to masons while constructing houses. Nobody came for help from Taluka and District level. The plaster was falling in primary school classes, which was repaired by Adani Company. Camera system is also installed in High School Training programs for beauty parlor were organized by Adani. So in general we are getting good support from the company. Pollution is of many types and local people are aware about that. It is requested to Dist. Collector to pay attention for pressured being 	<ul style="list-style-type: none"> The project proponent has expressed thanks for appreciation. The project proponent has expressed thanks for appreciation. The project proponent has expressed thanks for appreciation. 		<p>No further action required.</p> <p>No further action required.</p> <p>No further action required.</p>

Sr. No.	Name of representative and address	Points Represented during Public Hearing	Answer given by representative of project proponent	Remark	Status of action Item as on 30/09/2019
		<p>created on local people by sarpanch for the work which is not done by them. Adani has provided fishing nets to fishermen. Adivasi's are cutting trees for their survival needs so they should be given some work.</p>			
8	Shri Bhagwanbhai Gohil, Village Paniyadara	<ul style="list-style-type: none"> • At which locations EIA reports should be made available • EIA report is published on GPCB website is in English. Why it is not published in Gujarati. It should be also given in villages. • What will happen If, concentration of PM10 in ambient air will increase from its limit of 100 mg/cum? Who will be responsible if, health of people will deteriorate. • How much pollution will increase if, handling capacity increase from 11.7 MMTPA to 23 MMTPA. • It is shown in the presentation that employment will be given to 1000-1300 people. We request that 85% of employment should be given to locals. 	<ul style="list-style-type: none"> • The project proponent replied that as per guidelines EIA report is prepared in English and executive summary is prepared in English as well as in Gujarati. • The project proponent replied that they have already replied earlier to similar question. • The project proponent replied that they have already replied earlier to similar question. • The project proponent replied that any project includes various phases like construction, transportation of goods etc. during construction phase employment will be given to 1000-1300 people. As per data of 	<p>Regional officer of GPCB replied that EIA report is made available at following offices</p> <ol style="list-style-type: none"> 1. District collector office, Bharuch 2. District Development office, Bharuch 3. District Industries Centre, Bharuch 4. Taluka Development office, Tal. VagraDist.Bharuch 5. Chief Conservator of Forest, Bhopal 6. Regional officer, GPCB, Bharuch 	<p>No further action required.</p> <p>No further action required.</p> <p>No further action required.</p> <p>APDPPL is committed to give priority to locals.</p>

Sr. No.	Name of representative and address	Points Represented during Public Hearing	Answer given by representative of project proponent	Remark	Status of action Item as on 30/09/2019
		<ul style="list-style-type: none"> • As per page No.53 of EIA report it is mentioned that there is no tourism place in this area. Whereas, Lakhabava temple is already exist than why it is not shown in report? • It is requested to announce that problem of coal dust in Lakhabava temple should be controlled • As per Sr.10 page No.53 of EIA report, it is mentioned that there are 50 fishermen are in Jageshwar village but fishermen are exist in all villages. Govt. records are false and it is their negligence which is misused. Companies are getting information five days in advance 	<p>earlier two phase of development as of date 2/3 people are employed for transportation of goods are from Gujarat. Suitable action will be initiated on receipt of order for 85% employment of locals.</p> <ul style="list-style-type: none"> • The project proponent replied that EIA report included tourism places as per records of Gujarat Govt. Lakhabava temple is not a declared tourism place as per published list of places hence not included. However, we respect the religious importance of the place. • The project proponent replied that we are having sympathy with your feelings. We have already taken maximum measures for Lakhabava temple as well as carried plantations of trees and cleaning activities in that area. We accept your suggestion. • The project proponent replied that we have collected these data from fisheries department. 		<p>No further action required.</p> <p>All the suggested measures are already taken and frequent cleaning will be done as and when needed. No further action required.</p>

Sr. No.	Name of representative and address	Points Represented during Public Hearing	Answer given by representative of project proponent	Remark	Status of action Item as on 30/09/2019
		regarding visit of GPCB.			
9	Shri Ramanbhai Patel, Village: Luvara	<ul style="list-style-type: none"> Whose development is this? Only companies are growing. It is told to youth that they are locals. Even educated people are not getting employment. 50 students of Luvara village has completed course of ITI under GOLS in 2010-11 organized by GIDC but this certificate is not accepted to companies in Dahej region. It is requested to close this GOLS ITI program because it is not recognized. 	<ul style="list-style-type: none"> The project proponent replied that they have already replied earlier to similar question. 	Dist. Collector noted the matter and informed that he will take up the matter at right level.	No action required from company.
10	Shri Dipakbhai Patel Village: Jageshwar	<ul style="list-style-type: none"> I am working in a company where candidates with ITI course completed thru GIDC are not eligible for Apprenticeship. Youth of village is not having employment. 		Dist. Collector noted the matter and informed that he will take up the matter at right level.	No action required from company.
11	Shri Niteshbhai Patel Village: Luvara	<ul style="list-style-type: none"> There are issues related to employment to land losers in this area and representation was made to previous collector madam but till date we have not received proper response. 		Dist. Collector has informed that he has come across this issue but as this is not related to this public hearing and It will be taken separately. Even instructions have also come from CMO in this regard. Regarding bogus ITI necessary	No action required from company.

Sr. No.	Name of representative and address	Points Represented during Public Hearing	Answer given by representative of project proponent	Remark	Status of action Item as on 30/09/2019
				actions will be taken from Dist. Collectrate Office.	
12	Shri Sanjaybhai Gohil Village: Lakhigam	<ul style="list-style-type: none"> Officers of various companies provides medical van if, they have expansion project (i.e. when such public hearing to be faced) but if, anybody died near their gate they do not provide any ambulance. Companies are working like Britishers. There are incidences of two deaths on account of brain haemorrhage. Who will be responsible for ill health of children of villages 			No action required from company.
13	Shri Yogeshbhai Patel Village: Lakhigam	<ul style="list-style-type: none"> Can an arrangement for measurement of noise pollution in presence of village people be made? Conveyor belt is located near school which may impact due to high level of noise. 	<ul style="list-style-type: none"> Standards are defined for Noise pollution and measurements are also within the limits, GPCB may also do necessary inquiry. 	Collector has informed that GPCB will arrange for measurement of noise in presence of village people	No action required from company.
14	Shri Shankarbhai Rathod Village: Lakhigam NaviNagri	<ul style="list-style-type: none"> Adani foundation has provided support for raising the level of our houses and also constructed anganwadi Due to construction of jetty approach rock bund waters by Adani Company and Birla there is difference observed in currents of Sea which is impacting fishing activities. What will be the impact on fish due to proposed project. 	<ul style="list-style-type: none"> The project proponent has expressed thanks for appreciation. There will not be any impact on fish due to this proposed expansion 		No further action required No further action required

Sr. No.	Name of representative and address	Points Represented during Public Hearing	Answer given by representative of project proponent	Remark	Status of action Item as on 30/09/2019
15	Shri Kishorbhai Rana Village: Dahej	<ul style="list-style-type: none"> • Fishermen of this area are uneducated. It does not make any difference to them that who is running central government. They are in need of the survival of livelihood. I have uploaded the video on you tube for pollution created by Adani Company which you can see. Within the premises of Birla Copper around 100000 Neem trees are planted where foot prints of coal dust is being observed while going to temple. • GIDC maps are getting revised as per the needs of the companies and village people are getting answer that again maps cannot be revised. It is requested to GPCB to provide contact numbers of the concern officer who can remain present at Dahej and may inspect the site on request through phone call while accident occur. 	<ul style="list-style-type: none"> • Project proponent replied that your representation is right but Ports are necessary for the development of country. We have not created any hindrances or restricted access for fishing. They can continue the fishing activities. 		<p>There is no commercial fishing in the area. Free access to the "Pagadiya" fishermen is available. There is no impact on fishermen livelihood due to project activity.</p> <p>No action required from company.</p>
16	Shri Pradeepbhai Thaker Member of Noise Pollution Environment Committee	<ul style="list-style-type: none"> • I do agree the points raised by Shri Manhar Gohil and Shri Pushkar Rana. Company is not able to control the pollution in the present handling capacity than how permission can be given for increase in capacity, Company should be instructed for the improvement in six month and 			

Sr. No.	Name of representative and address	Points Represented during Public Hearing	Answer given by representative of project proponent	Remark	Status of action Item as on 30/09/2019
		<p>thereafter public hearing should be organized</p> <ul style="list-style-type: none"> • Company is carrying out the transportation of coal by over loading of the rail rack. There are no established rules and regulations for this. • Dusting problem in Bharuch district is due to transportation of railway rack. If GPCB and MoEF ask than company says that this is the problem of railway. Medical check-up should be conducted in this area to know how many children are malnourished as well as how much impact is occurring to their health. • Previously during the time of flood even after the request from Collector to provide support for "Chuno" no company has given any help so how their CSR activities can be considered. • How much plantation is done? Source of Water and Power is not shown. Nobody had taken care for sprinkling of water during the incident of major fire occurred before two years. • As per our suggestions, problems of ambient air quality have been 	<ul style="list-style-type: none"> • The project proponent replied that issue is pertaining to Railway authority and the importer client. • You may make representation before railway authority. 		No further action required

Sr. No.	Name of representative and address	Points Represented during Public Hearing	Answer given by representative of project proponent	Remark	Status of action Item as on 30/09/2019
		<p>reduced in one of the company in Ankleshwar.</p> <ul style="list-style-type: none"> • We are with the project but being Gujarati businessman you should take care of Gujarat • The path for Narmada Parikrama is one km away from here and many people are coming from different regions. No officers from Dahej Industries Association is present in today's public hearing • File of project for producing pure water from sea water is lying on table of officer of GIDC since last two years for which even grant is approved by Government • Since, the time of IPCL request for the development of Hospital is made but till date it is on the paper • No additional quantity of drinking water is given to village people by GIDC but at the same time industries are provided more water • There is opposing of administration done by GIDC. The file has been put up to carry out plantation at local level but till date there is no 	<ul style="list-style-type: none"> • The project proponent requested the representative to mention the village to which he belongs. 	<p>Regional Officer of GPCB informed that Mr. Pradip Thaker is from Ankleshwar area but without clarifying his location in beginning he started</p>	<p>No actions required from company.</p>

Sr. No.	Name of representative and address	Points Represented during Public Hearing	Answer given by representative of project proponent	Remark	Status of action Item as on 30/09/2019
		clearance in this regard		representation.	
17	Shri Dimpalben Varmora Moverix Culture and Codes foundation Village: Luvara, Dahej, Lakhigam	<ul style="list-style-type: none"> We are running sports projects with support of Adani foundation. Using this sports platform we have done many good activities and some of the children have been taken to national level for sports competition. People have also expected same level of support from Adani Group. 	<ul style="list-style-type: none"> The project proponent expressed thanks for her appreciation 		Adani foundation is continuing CSR activities in the region. Details are being regularly submitted to MoEF with compliance report and also are part of the presentation given to EAC during the meeting.
18	Shri Rakesh Gohil Village: Lahigam	<ul style="list-style-type: none"> Who has prepared the EIA report and who has certified it 	<ul style="list-style-type: none"> The project proponent replied that EIA report is prepared by M S Cholamandalam, Chennai which is QCI and NABET accredited agency. They have valid certificates. Base line survey, marine quality, government records and permissions as well as environment management plan are studied, reviewed and accordingly report is prepared 		No further action required

Sr. No.	Name of representative and address	Points Represented during Public Hearing	Answer given by representative of project proponent	Remark	Status of action Item as on 30/09/2019
		<ul style="list-style-type: none"> • No physical survey is carried out and during visit permission from Sarpanch should be taken • How the mistake like mentioning the name of companies Hindalco and Birla Copper? I am not aware about their visit for physical survey • With the issue of passing of Conveyor belt and w.r.t. the issue of land loser the company representative Mr. Trivedi always replies that we are making communication with GIDC but do not provide clarity. 	<ul style="list-style-type: none"> • There is adequate information covered in the report and survey is done as per the required procedure. • The project proponent replied that they have already replied earlier to similar question. • The project proponent replied that they have already replied earlier to similar question. 	Collector replied that for the issue of 200 land losers we will meet separately to resolve the issue.	
19	Shri Rekhaben Village: Jageshwar	<ul style="list-style-type: none"> • We are thankful to Adani Company for providing us the training on beauty parlour. 	<ul style="list-style-type: none"> • The project proponent expressed thanks for appreciation 		No further action required

**SHORELINE CHANGE ANALYSIS OF DAHEJ COAST USING HIGH
RESOLUTION SATELLITE IMAGES**

REPORT

FOR

ADANI PETRONET (DAHEJ) PORT PRIVATE LIMITED

PREPARED BY



**Coastal and Environmental Engineering Division
NATIONAL INSTITUTE OF OCEAN TECHNOLOGY
CHENNAI
September, 2019**

NATIONAL INSTITUTE OF OCEAN TECHNOLOGY
(Ministry of Earth Sciences, Government of India)
NIOT Campus, Velachery-Tambaram Road,
Pallikaranai, Chennai-600 100
Tel: +91 044 66783440,
Fax: +91 044 22460275
Email: postmaster@niot.res.in
Web: www.niot.res.in

Report Summary

Client Adani Petronet (Dahej) Port Pvt Limited.		Client's representative Mr. Kaushal Singh, Deputy Manager-HSE, Adani Petronet (Dahej) Port Pvt Limited.			
Project Shoreline change analysis using high resolution satellite images of Dahej coast		Project No. NIOT/CEE/1317 SO No. 57002262831 dated 07/03/2019			
2	Final Report	SSP	BKJ	MVR	16-September-2019
1	Draft Report	SSP	BKJ	MVR	18-June-2019
Revision	Description	By	Checked	Approved	Date
Key words		Classification <input type="checkbox"/> Open <input type="checkbox"/> Internal <input checked="" type="checkbox"/> Proprietary			
Distribution APDPPL			No of copies 1		
NIOT, Chennai.			1		

CONTENTS

1	INTRODUCTION.....	1
2	OBJECTIVES	1
3	METHODOLOGY & DATA USED	2
3.1	Shoreline change analysis from Satellite images.....	3
3.1.1	Short Term Shoreline change analysis.....	3
3.1.2	Long Term Shoreline change analysis	3
3.2	Satellite images used	4
3.3	Field data collection	5
4	RESULTS AND ANALYSIS	7
4.1	Results for Shoreline Change Analysis from Satellite images	7
4.1.1	Results for Shoreline Change since 2011 using high resolution satellite images	7
4.1.2	Results for Seasonal Shoreline Change 2016-2018	13
4.1.3	Validation and comparison of the shoreline	14
5	CONCLUSION	15
	References:.....	15

LIST OF FIGURES

Figure 1.1 Location map showing 5 Km stretch on either side of Dahej Port	1
Figure 3.1 Flowchart of the methodology adopted	2
Figure 3.2 Calculation of Short Term Shoreline change analysis	3
Figure 3.3 Calculation of Long Term (LRR) Shoreline change analysis.....	4
Figure 3.4. Location map showing the GCP points collected.	6
Figure 3.5. Field photos of the shoreline collected from the accessible region.....	7
Figure 4.1 Shoreline Change Map – 2011-2019.....	9
Figure 4.2 Shoreline Change Maps – 2011-2015	10
Figure 4.3 Shoreline Change Maps – 2015-2019	11
Figure 4.4 Trend analysis of shoreline positions from baseline 2011-2019	12
Figure 4.5 Shoreline Change Maps – Fair Weather Period.....	13
Figure 4.6 Shoreline Change Maps – South West Monsoon.....	14
Figure 4.7 Shoreline Change Maps – North East Monsoon.....	14
Figure 4.8 Shoreline Change Map - December 2018	15

LIST OF TABLES

Table 3.1 Available satellite image data used for shoreline change analysis.....	4
Table 3.2 Satellite image data procured from NRSC for shoreline change study	5
Table 3.3 GCP Locations and their corresponding latitude and longitude.....	6
Table 4.1 Shoreline Change in Percentage of the length of the Dahej coast	8
Table 4.2 Sector wise shoreline change along Dahej coast.....	8
Table 4.3 Sector wise seasonal shoreline change along Dahej coast.....	13

Executive Summary

This report includes the study on shoreline change assessment along Dahej coast about 10km stretch for the period from 2011 to 2019 using available high resolution satellite images. It includes identification of high erosion zone along the study area.

The zones of High erosion and accretion have been derived from the available high resolution satellite images (2.5m, 5m, 10m) from 2011 to 2019 and it indicates net deposition along the northern part of Dahej and almost stable along the southern part with few intersects indicating erosion. The seasonal, yearly and overall shoreline analysis has been presented in this report. The shoreline validation has been done by collecting the shoreline along the coast at accessible regions and the comparison has been discussed in this report.

1 INTRODUCTION

NIOT has received a service order (PO No. 5700252426 through mail dated 24th October 2018) for Shoreline change study for Adani Petronet (Dahej) Port Pvt Ltd. In this regard, this report provides the shoreline change analysis over the 5km stretch on either side of Dahej coast.

The study area (Figure 1.1) is the stretch of 5 km on the either side of Adani Petronet Port (Dahej) in Bharuch district, Gujarat. It is located in the Gulf of Khambhat where two rivers Vizhwamitri and Narmada drain into the Gulf on either side of Dahej.

Remotely sensed data provides valuable preliminary estimates of change and is a unique tool for research and monitoring coastal areas. Predicting coastline change using remote sensing together with GIS is one of the most potential methods since this spatio-temporal technology can continuously provide viewpoints of coastal areas.

The study has been carried out using satellite data and field data sets (Ground Control Point data and field shoreline data) for shoreline changes analysis for Dahej site which provides an idea to the planners and authorities to monitor the coastline.




Figure 1.1 Location map showing 5 Km stretch on either side of Dahej Port

2 OBJECTIVES

- i) To assess the shoreline change over the 5 km coastline on either side Dahej site from 2011 to 2018.
- ii) To identify the spots of erosion and accretion locations along the study site.

Note: The objective as mentioned in proposal is to carry out shoreline analysis for the period from 2011-to 2018. However, the satellite images procured up to 2019 and shoreline analysis has been carried out for the period from 2011-2019.

3 METHODOLOGY & DATA USED

The methodology flowchart is shown in Figure 3.1. The shoreline change analysis has been carried out using satellite images to estimate the rate of change in terms of distance eroded or accreted and the rate of change estimated using cross shore profile in terms of area and volume. From the satellite images, shoreline has been extracted after rectification and co-registration. The shoreline change rate from 2011 to 2019 has been analysed and the shoreline has been compared with the field collected shoreline data. Digital shoreline change analysis system (DSAS) is a tool that works within the Geographic Information System (ArcGIS) software. DSAS computes rate-of-change statistics for a time series of shoreline vector data. It is also useful for computing rates of change for other boundary change conditions that incorporate a clearly-identified feature position at discrete times.

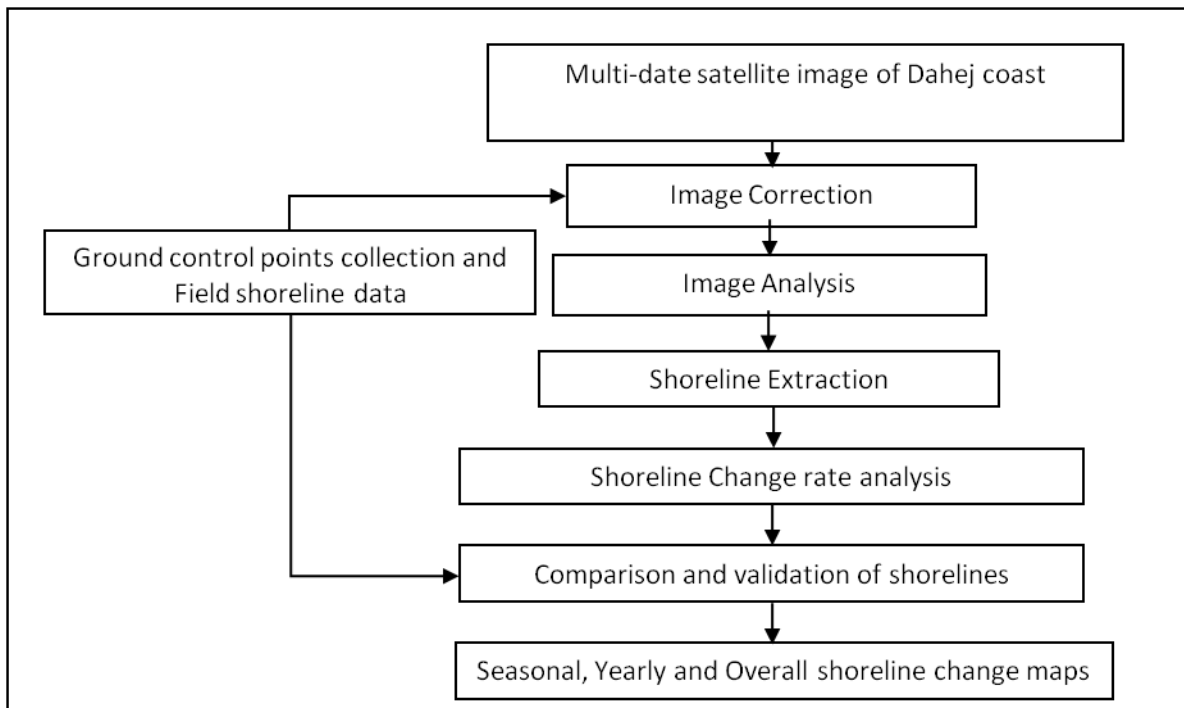


Figure 3.1 Flowchart of the methodology adopted

3.1 Shoreline change analysis from Satellite images

3.1.1 Short Term Shoreline change analysis

The end point rate (EPR) is calculated by dividing the distance of shoreline movement by the time elapsed between the oldest and the most recent shoreline (Figure 3.2). The major advantages of the EPR are the ease of computation and minimal requirement of only two shoreline dates. The major disadvantage is that in cases where more data are available, the additional information is ignored.

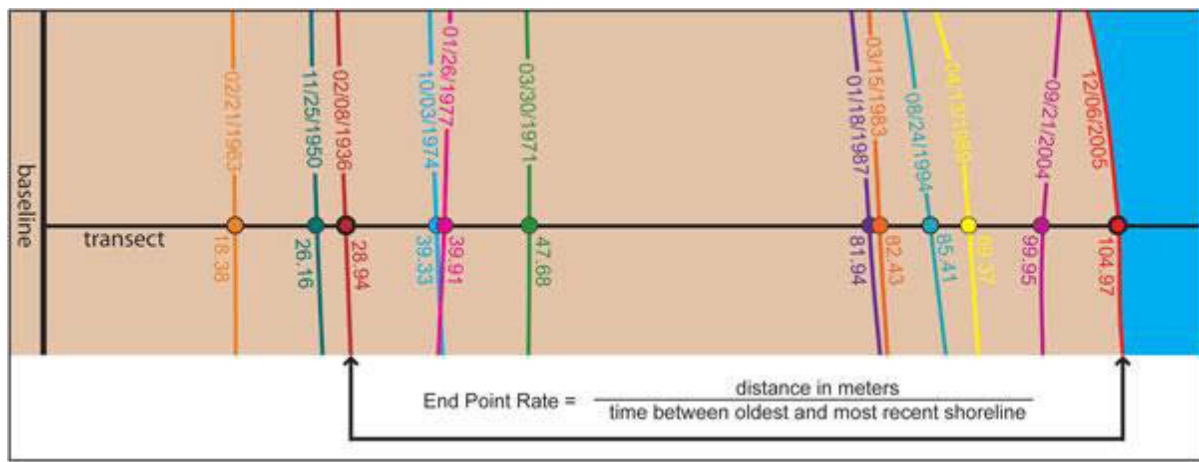


Figure 3.2 Calculation of Short Term Shoreline change analysis (Sample image source: Thieler et al., 2017)

3.1.2 Long Term Shoreline change analysis

A linear regression rate-of-change (LRR) statistic is determined by fitting a least-squares regression line to all shoreline points for a particular transect Figure 3.3. The regression line is placed so that the sum of the squared residuals (determined by squaring the offset distance of each data point from the regression line and adding the squared residuals together) is minimized. The linear regression rate is the slope of the line. However, the linear regression method is susceptible to outlier effects and also tends to underestimate the rate of change relative to other statistics.

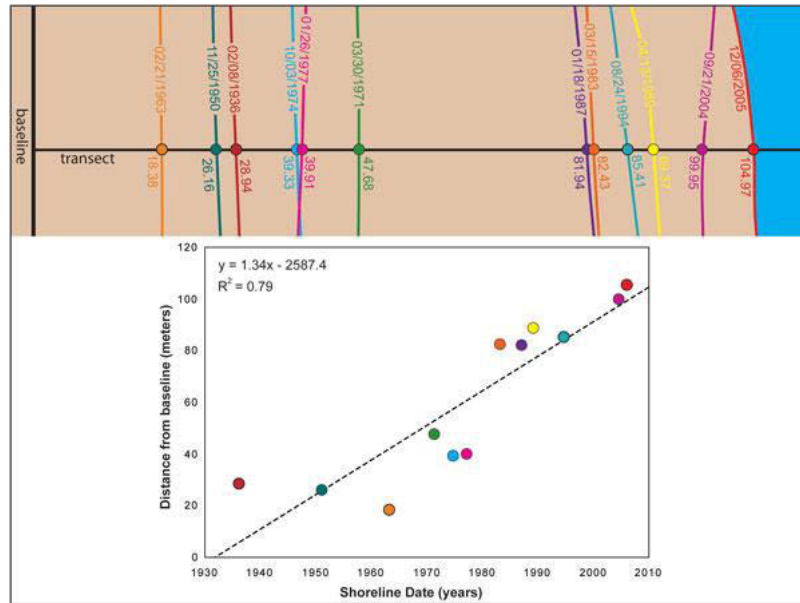


Figure 3.3 Calculation of Long Term (LRR) Shoreline change analysis (Sample image source: Thieler et al., 2017)

3.2 Satellite images used

The input images (Table 3.1) have been acquired from European Space Agency for Sentinel 2A MSI images and other available satellite images to study seasonal change in shoreline from 2016 to 2018. The high resolution satellite images that are available for the study area from 2011 to 2019 has been procured from NRSC have been listed in Table 3.2.

Table 3.1 Available satellite image data used for shoreline change analysis

Satellite	Date		Sensor	Resolution (m)
SENTINEL	30-11-2015	30-10-2017	2B	10
	29-01-2016	24-11-2017		
	29-03-2016	29-12-2017		
	28-04-2016	23-01-2018		
	18-05-2016	22-02-2018		
	27-06-2016	09-03-2018		
	15-09-2016	23-04-2018		
	25-10-2016	08-05-2018		
	24-11-2016	02-06-2018		
	24-12-2016	20-09-2018		
	03-01-2017	20-10-2018		
	02-02-2017	29-11-2018		
	24-03-2017	29-12-2018		
	13-04-2017	08-01-2019		
	23-05-2017	28-01-2019		
	12-06-2017	12-02-2019		
	05-09-2017	19-03-2019		

Table 3.2 Satellite image data procured from NRSC for shoreline change study

Satellite	Sensor	Resolution (m)	Path	Row	Date	No. of scenes
R2A	LISS4	5	93	57	25-Feb-19	1
R2A	LISS4	5	93	57	08-Jan-19	1
R2A	LISS4	5	93	57	26-Mar-18	1
R2A	LISS4	5	93	57	13-May-18	1
R2A	LISS4	5	93	57	04-Oct-18	1
R2A	LISS4	5	93	57	21-Nov-18	1
R2A	LISS4	5	93	57	07-Mar-17	1
R2A	LISS4	5	93	57	15-Sep-17	1
R2A	LISS4	5	93	57	02-Nov-17	1
R2	LISS4	5	93	57	29-Feb-16	1
R2	LISS4	5	93	57	04-Jun-16	1
R2	LISS4	5	93	57	13-Dec-16	1
R2	LISS4	5	93	57	30-Mar-15	1
R2	LISS4	5	93	57	25-Nov-15	1
R2	LISS4	5	93	57	11-Mar-14	1
R2	LISS4	5	93	57	06-Nov-14	1
R2	LISS4	5	93	57	20-Feb-13	1
R2	LISS4	5	93	57	02-Feb-12	1
CARTOSAT1	PAN	2.5	509	297	16-Oct-18	1
CARTOSAT1	PAN	2.5	509	297	05-May-15	1
CARTOSAT1	PAN	2.5	509	297	18-Feb-14	1
CARTOSAT1	PAN	2.5	509	297	04-Feb-11	1

3.3 Field data collection

The field data collection includes Ground control point collections for the image rectification and shoreline data for validation has been carried out during March 18th 2019 to March 20th 2019 (Figure 3.4 and Table 3.3). The shoreline data along the accessible area of Dahej coast has been collected using the GeoXT and handheld GPS for validating the shoreline extracted from the sentinel MSI and resourcesat 2A LISS4 data acquired during 19th March 2019 and 25 Feb 2019 respectively. The shoreline has been collected along the line between the wet and dry soil as shown in Figure 3.5.




Figure 3.4. Location map showing the GCP points collected.

Table 3.3 GCP Locations and their corresponding latitude and longitude

No.	Lat	Lon	Description
1	21° 46' 08.141"N	72° 37'44.068"E	Road Junction
2	21° 43' 58.195"N	72° 32'49.554"E	Building Corner
3	21° 43' 00.450"N	72° 35'18.670"E	Road Junction
4	21° 45' 01.733"N	72° 38'40.156"E	Road Junction
5	21° 42' 16.2405"N	72° 39'45.732"E	Road Junction
6	21° 42' 14.557"N	72° 34'09.643"E	Corner of a tank
7	21° 42' 02.989"N	72° 30'30.447"E	Birla Copper Jetty
8	21° 41' 27.899"N	72° 30'33.746"E	GCPTCL Jetty
9	21° 41' 10.505"N	72° 30'33.539"E	Adani Jetty
10	21° 40' 10.126"N	72° 30'35.550"E	LNG Petronet Jetty
11	21° 40' 01.491"N	72° 33'10.040"E	Road Junction
12	21° 40' 07.299"N	72° 33'37.715"E	ABG Shipyard Road Junction
13	21° 40' 54.154"N	72° 35'21.164"E	Road Trijunction
14	21° 41' 15.636"N	72° 39'54.491"E	Road Junction



Figure 3.5. Field photos of the shoreline collected from the accessible region.

4 RESULTS AND ANALYSIS

In the present study, the shoreline rate of change statistics from time series of multiple shoreline positions of 10 km coastal stretch of Dahej coast (5 km either side of Adani Dahej Port) has been taken in to account for shoreline calculation using satellite images. The result from the shoreline change analysis carried out since 2011 is presented in this report. The coastal stretch has been classified based on the orientation as northern sector (north of Adani Petronet Dahej Jetty), southern sector (south of Adani Petronet Dahej Jetty upto ABG Shipyard) and south eastern sector (east of ABG Shipyard)

Based on the rate of change over the period, shoreline change has been categorized into 5 classes. They are high accretion ($>5\text{m/year}$), moderate accretion ($5\text{m to }1\text{m/year}$), stable coast ($1\text{m to }-1\text{m/year}$), moderate erosion ($-1\text{m to }-5\text{m/year}$), high erosion ($<-5\text{m/year}$).

4.1 Results for Shoreline Change Analysis from Satellite images

4.1.1 Results for Shoreline Change since 2011 using high resolution satellite images

The shoreline change analysis carried out using high resolution satellite images from 2011 to 2019 has been presented in the Figure 4.1. The shoreline change result indicates net

deposition along the northern sector, erosion along southern sector and almost stable along the southeastern sector. Figure 4.2 and 4.3 shows the yearly shoreline change map since 2011 to 2019. The percentage of shoreline length undergoing erosion, accretion and stable for each year has been listed in table 4.1. The sector wise trend for each year has been listed in table 4.2 and in Figure 4.4.

Table 4.1 Shoreline Change in Percentage of the length of the Dahej coast

S No.	Year	Erosion (%)	Accretion (%)	Stable (%)
1.	2011-2012	19.4	76.8	3.8
2.	2012-2013	58.8	33.7	7.5
3.	2013-2014	55.8	31.3	12.9
4.	2014-2015	72.5	23.8	3.7
5.	2015-2016	50.2	43.8	6.0
6.	2016-2017	34.8	61.2	4.0
7.	2017-2018	47.4	47.7	4.9
8.	2018-2019	71.3	23.0	5.7

Table 4.2 Sector wise shoreline change along Dahej coast

Year/Sector	North	South	South East
2011-2012	Accretion	Accretion	Accretion
2012-2013	Accretion	Erosion	Erosion
2013-2014	Erosion	Accretion	Accretion
2014-2015	Accretion	Erosion	Erosion
2015-2016	Accretion	Accretion	Erosion
2016-2017	Erosion	Accretion	Accretion
2017-2018	Erosion	Accretion	Accretion
2018-2019	Accretion	Erosion	Erosion

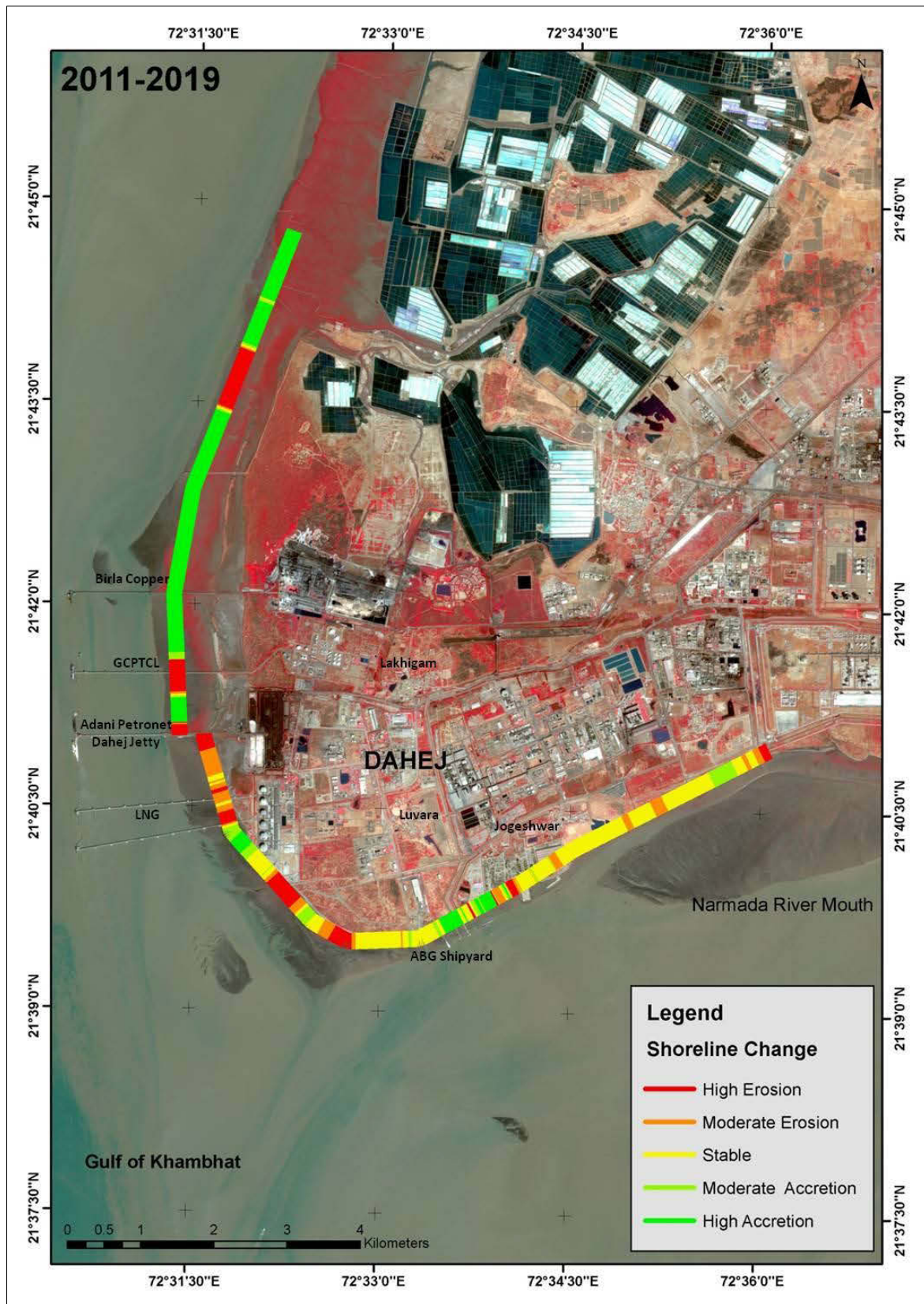


Figure 4.1 Shoreline Change Map – 2011-2019

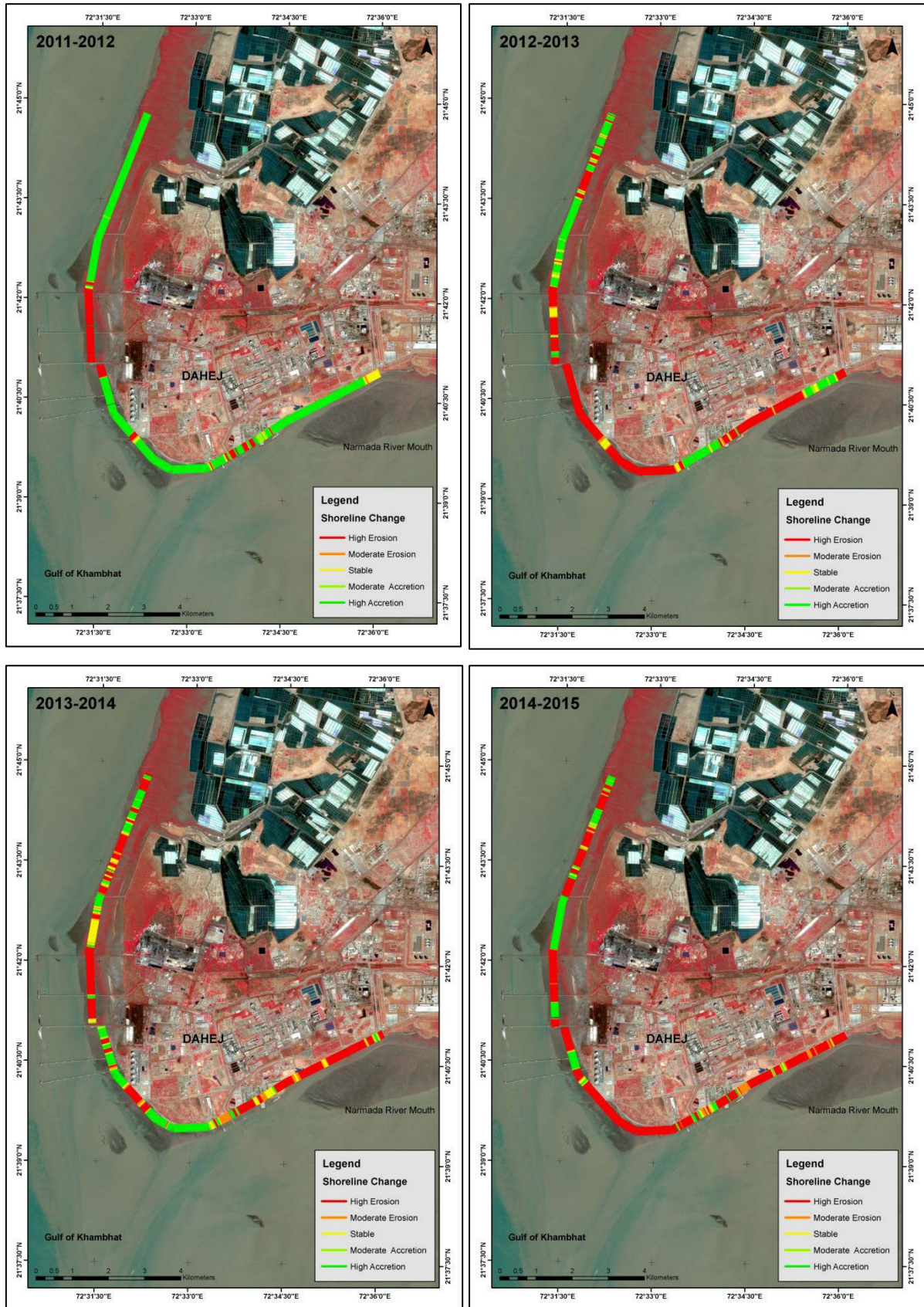


Figure 4.2 Shoreline Change Maps – 2011-2015

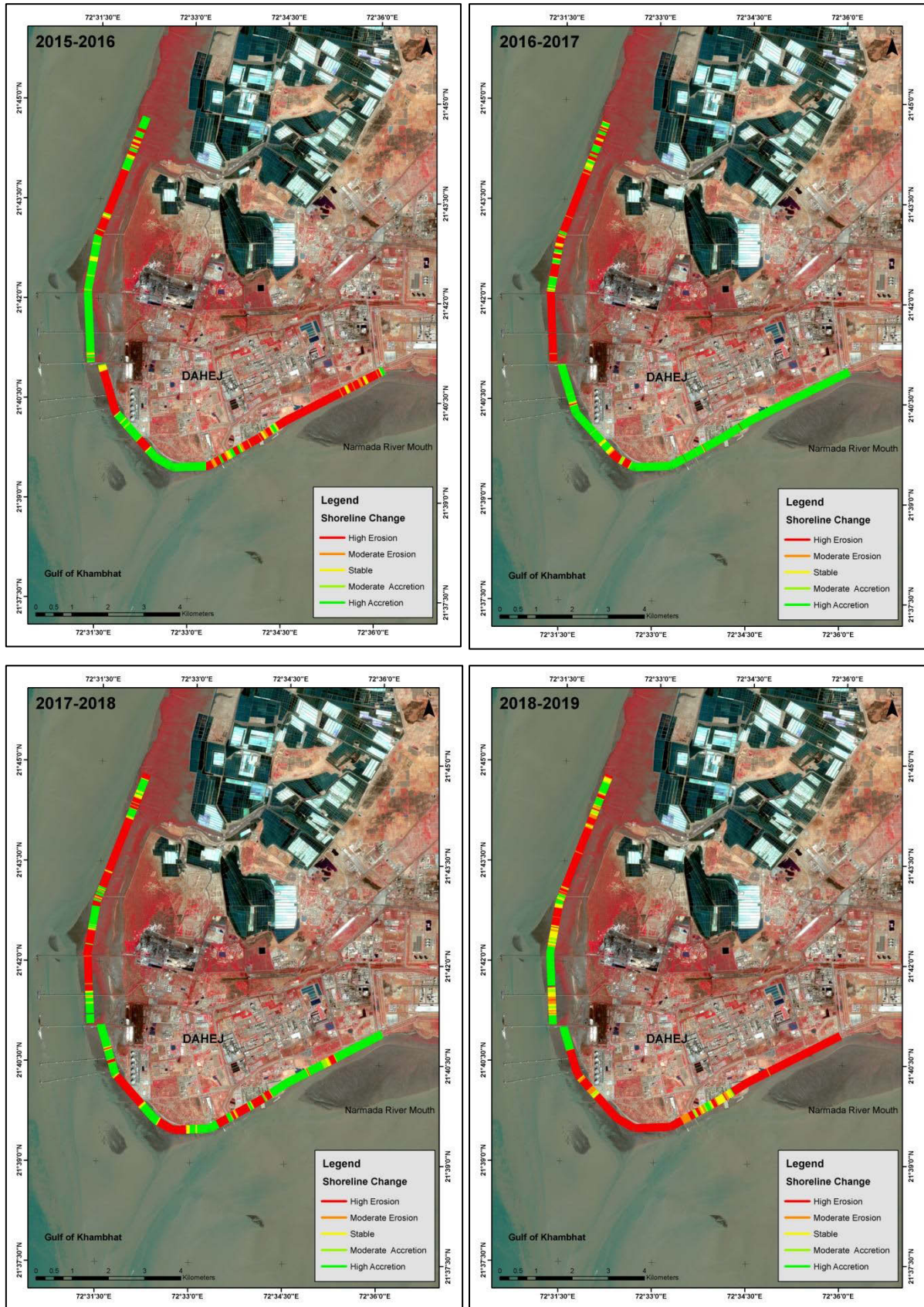


Figure 4.3 Shoreline Change Maps – 2015-2019

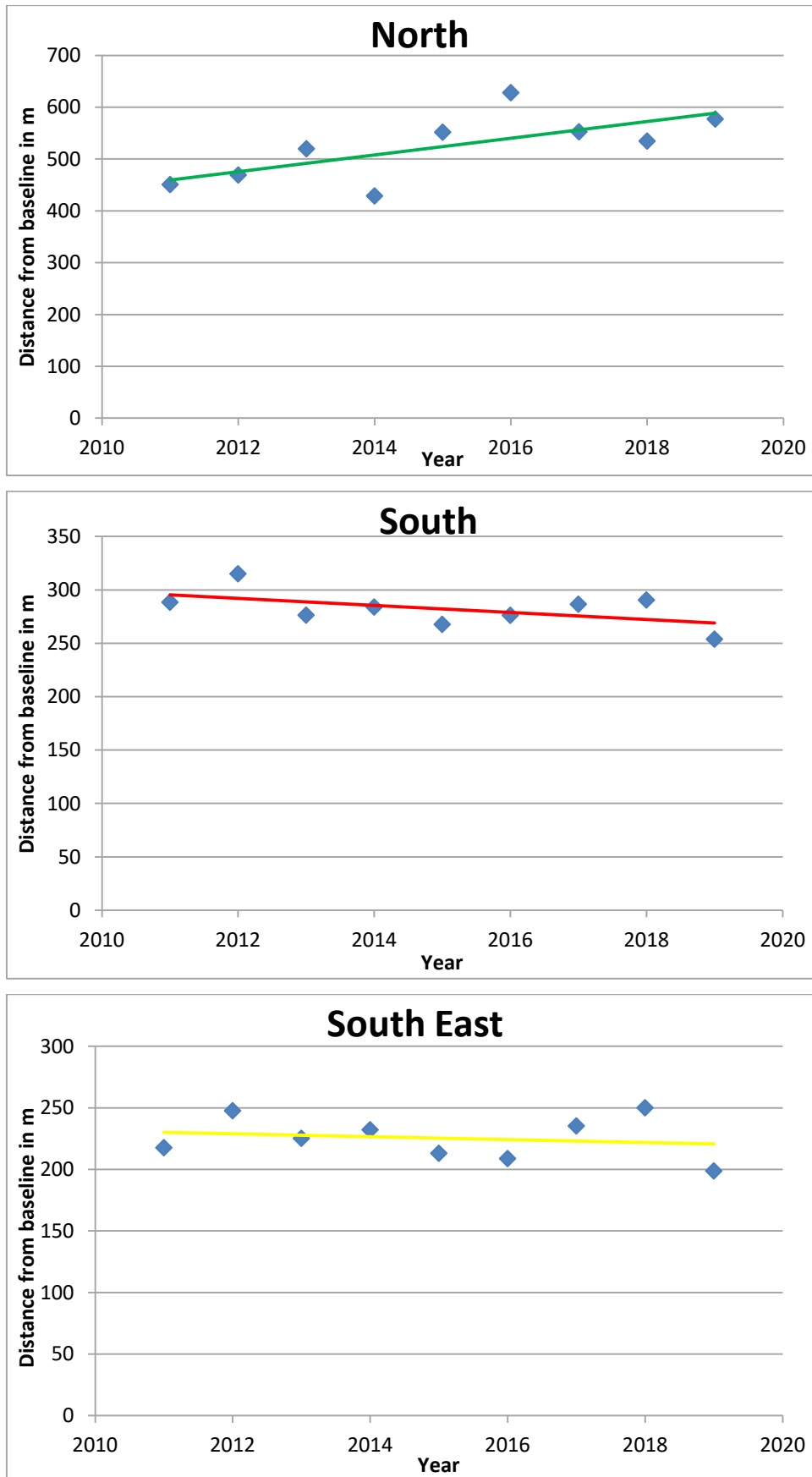


Figure 4.4 Trend analysis of shoreline positions from baseline 2011-2019

4.1.2 Results for Seasonal Shoreline Change 2016-2018

The seasonal shoreline change analysis for the years 2016-2018 using Sentinel images is shown in Figure 4.5-4.7. The shoreline change analysis map during fair weather period (FWP) (from February to May) shows accretion on south sector (Figure 4.5). The shoreline change analysis map (Figure 4.6) during south west monsoon (SWM) (from June to September) shows erosion along the northern sector of the Dahej coast and accretion along the south eastern part of the Dahej coast. The shoreline change analysis map during north east monsoon (NEM) shows that the erosion along the northern part of the Dahej coast, accretion along the southern sector and stable along the south eastern part of the Dahej coast (Figure 4.7). The sector-wise seasonal shoreline change has been comprehended in table 4.3.

Table 4.3 Sector wise seasonal shoreline change along Dahej coast

Sector	North	South	South East
FWP 2016	Erosion	Accretion	Erosion
FWP 2017	Erosion	Accretion	Accretion
FWP 2018	Accretion	Accretion	Erosion
SWM 2016	Erosion	Erosion	Accretion
SWM 2017	Erosion	Erosion	Accretion
SWM 2018	Erosion	Accretion	Accretion
NEM 2016	Erosion	Accretion	Stable
NEM 2017	Erosion	Accretion	Accretion
NEM 2018	Erosion	Erosion	Stable

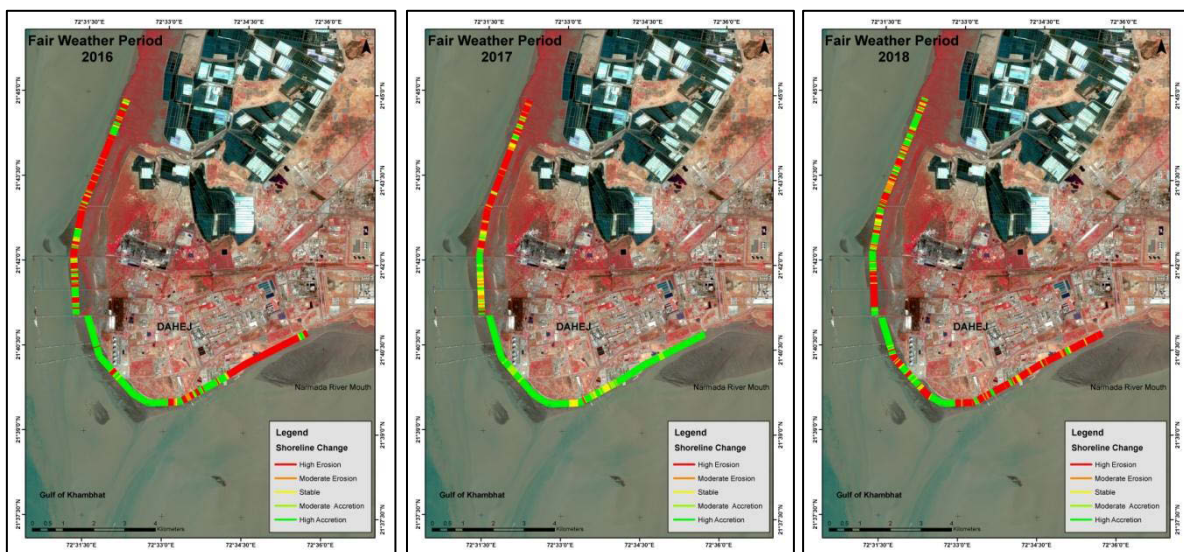


Figure 4.5 Shoreline Change Maps – Fair Weather Period

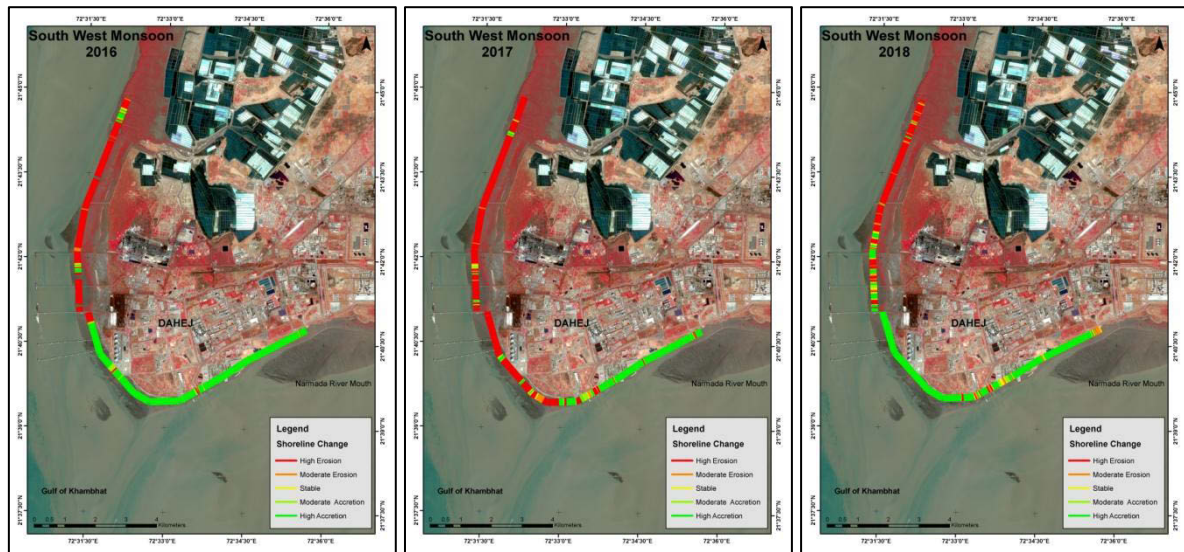


Figure 4.6 Shoreline Change Maps – South West Monsoon

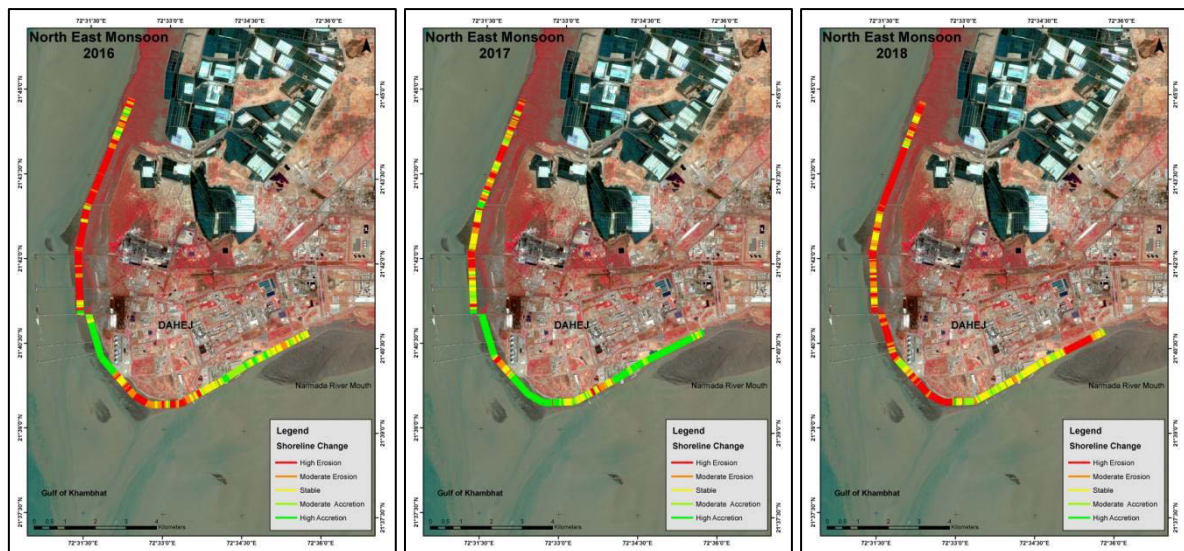


Figure 4.7 Shoreline Change Maps – North East Monsoon

4.1.3 Validation and comparison of the shoreline

For the validation of the results, the shoreline derived from the satellite images (LISS4 and MSI), the field collected shoreline of March 2019 has been compared. The average error between Sentinel MSI shoreline and field collected shoreline is -11.15m and for Resourcesat LISS4 data, the error is -4.67m. Figure 4.8 shows the field shoreline data and shoreline extracted from the satellite images (LISS IV-5m and Sentinel MSI-10m) data with respect to baseline parallel to the coast. The error in extracting the shoreline from satellite images reduces with respect to the spatial resolution of the satellite images. The difference in the shoreline distance is due to the fact that the field data and the satellite images acquired at

different time and date. However, when the two satellite images of the same resolution being employed, the error in shoreline extraction will be neglected.

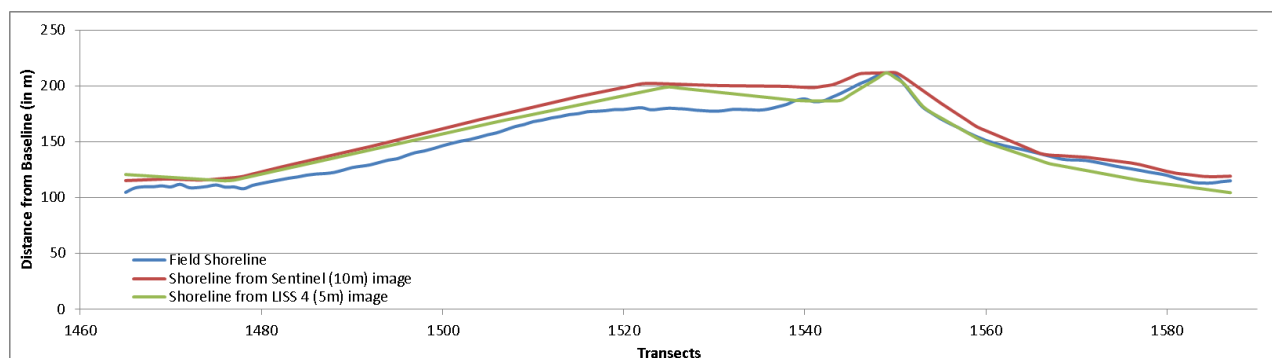


Figure 4.8 Shoreline Change Map - December 2018

The results of the shoreline analysis for Dahej have been compared with the SAC-ISRO report on shoreline change atlas for Gujarat, Diu and Daman coast (Volume-1) specific to Dahej coast (Sheet No. 46C10NW) in which they have used HTL lines of 1989-91 and 2004-06 to estimate shoreline changes. It can be noted from the yearly shoreline analysis since 2011 that similar erosion pattern still exists. Hiren et al, 2018 have studied the erosion of tidal mudflats in northern Gulf of Khambhat. However, the erosion at Dahej is comparatively lesser than the northern Gulf of Khambhat. The northern part of Dahej coast has the vegetation cover which prevents erosion.

5 CONCLUSION

This report discusses the shoreline changes (in terms of distance eroded/accreted) using satellite images. The results of shoreline change analysis using high resolution satellite images since 2011 deposition along the northern sector, erosion along southern sector and almost stable along the southeastern sector. The seasonal and yearly shoreline changes indicates the dynamic nature of the coastline. The results have also been compared with the available reports on shoreline change analysis for Gujarat coast prepared by SAC-ISRO, 2014.

References:

1. Thieler, E.R., Himmelstoss, E.A., Zichichi, J.L., and Ergul, Ayhan, (2017). Digital Shoreline Analysis System (DSAS) version 4.0—An ArcGIS extension for calculating shoreline change (ver. 4.4): U.S. Geological Survey Open-File Report 2008-1278, <https://pubs.er.usgs.gov/publication/ofr20081278>

2. SAC-ISRO (2014) Report on shore line change atlas of the Indian coast (Volume – 1) Gujarat, Diu and Daman.
3. Hiren B, Ratheesh R, Sharma A. K. and Rajawat A. S. (2018) Incessant erosion of high tidal mudflats in the northern Gulf of Khambhat. *Current Science*, vol. 114, no. 12, pp. 2554-2558.

Environment Monitoring Report for the period from April-19 to September-19
3A. AMBIENT AIR QUALITY MONITORING: -
Table No.: 1.1 - Ambient Air Quality Monitoring Results At Near Marine Building

Sr. No.	Date of Sampling	Location-1: Near Marine Building											
		PM ₁₀	PM _{2.5}	Pb	BaP	As	Ni	CO	C ₆ H ₆	NH ₃	SO ₂	NO _x	O ₃
		µg/m ³	µg/m ³	µg/m ³	ng/m ³	ng/m ³	ng/m ³	mg/m ³	µg/m ³	µg/m ³	µg/m ³	µg/m ³	µg/m ³
1	02/04/2019	73.40	35.86	BDL*	BDL*	BDL*	BDL*	0.50	BDL*	22.47	23.54	34.74	30.22
2	05/04/2019	95.68	47.30	0.70	BDL*	2.76	10.85	0.81	BDL*	36.47	20.19	45.68	26.59
3	09/04/2019	83.46	44.27	0.84	BDL*	2.46	10.51	0.73	BDL*	32.39	22.49	28.35	19.11
4	12/04/2019	79.32	38.27	BDL*	BDL*	BDL*	BDL*	0.52	BDL*	26.38	16.41	39.40	17.76
5	16/04/2019	96.89	55.24	0.64	BDL*	2.84	10.40	1.00	BDL*	46.38	24.64	36.54	21.83
6	19/04/2019	74.68	34.40	BDL*	BDL*	BDL*	BDL*	0.57	BDL*	52.48	17.65	40.33	20.84
7	23/04/2019	87.66	49.25	BDL*	BDL*	BDL*	BDL*	0.72	BDL*	38.44	19.67	32.88	27.52
8	26/04/2019	91.22	57.24	0.78	BDL*	2.56	10.40	0.54	BDL*	28.46	21.33	29.66	23.65
9	30/04/2019	82.42	42.66	BDL*	BDL*	BDL*	BDL*	0.58	BDL*	30.27	25.39	27.54	18.14
10	03/05/2019	84.33	45.32	BDL*	BDL*	BDL*	BDL*	0.40	BDL*	15.65	19.49	40.35	18.53
11	07/05/2019	79.58	35.31	0.66	BDL*	2.42	10.36	0.72	BDL*	29.33	15.41	30.63	20.35
12	10/05/2019	95.28	50.20	0.72	BDL*	2.68	10.85	0.52	BDL*	35.29	17.60	37.57	24.35
13	14/05/2019	90.31	41.32	BDL*	BDL*	BDL*	BDL*	0.44	BDL*	24.24	20.36	33.67	16.34
14	17/05/2019	60.47	34.60	BDL*	BDL*	BDL*	BDL*	0.71	BDL*	43.42	23.48	42.37	22.76
15	21/05/2019	85.32	44.28	0.76	BDL*	2.54	10.29	0.66	BDL*	39.20	13.86	39.34	15.55
16	24/05/2019	72.66	37.61	BDL*	BDL*	BDL*	BDL*	0.50	BDL*	19.43	25.65	28.47	23.55
17	28/05/2019	86.52	48.30	BDL*	BDL*	2.18	BDL*	0.79	BDL*	26.50	18.51	25.85	26.86
18	31/05/2019	92.67	52.56	0.82	BDL*	2.36	10.75	0.82	BDL*	31.73	21.52	21.65	13.47
19	04/06/2019	90.42	52.42	0.66	BDL*	2.15	10.32	0.74	BDL*	20.44	21.55	39.20	22.71
20	07/06/2019	82.42	42.62	0.57	BDL*	2.54	10.23	0.31	BDL*	32.41	10.38	35.34	25.84
21	11/06/2019	78.34	34.35	BDL*	BDL*	BDL*	BDL*	0.61	BDL*	40.28	18.33	41.24	17.34
22	14/06/2019	96.31	49.30	0.78	BDL*	2.62	10.61	0.73	BDL*	19.76	23.40	38.30	14.81
23	18/06/2019	69.30	32.55	BDL*	BDL*	BDL*	BDL*	0.87	BDL*	25.34	17.32	26.36	19.39
24	21/06/2019	79.32	35.39	BDL*	BDL*	BDL*	BDL*	0.39	BDL*	34.32	22.39	33.48	27.57


Authorized Signatory

● FSSAI Approved Lab ● Recognised by MoEF, New Delhi Under Sec. 12 of Environmental (Protection) Act-1986 ● GPCB approved schedule II auditor ● ISO 14001 : 2004 ● OHSAS 18001 : 2007 ● ISO 9001 : 2008

"Pollucon House", Plot No.5/6, Opp.Balaji Industrial Society, Old Shantinath Silk Mill Lane, Near Gaytri Farsan Mart, Navjivan Circle, Udhana Magdalla Road, Surat-395007, Gujarat, India.

Phone : 0261-2635750, 0261-2635751, 0261-2635775, 07016605174, WEB: www.polluconlab.com, E. mail: pollucon@gmail.com, info@polluconlab.com

25	25/06/2019	86.20	44.25	BDL*	BDL*	BDL*	BDL*	0.49	BDL*	39.84	24.35	24.26	24.89
26	28/06/2019	76.34	29.67	BDL*	BDL*	BDL*	BDL*	0.29	BDL*	27.56	20.46	32.75	16.61
27	02/07/2019	92.61	54.32	0.76	BDL*	2.42	10.65	0.86	BDL*	31.22	18.73	38.41	21.42
28	05/07/2019	67.74	34.70	BDL*	BDL*	BDL*	BDL*	0.50	BDL*	39.71	20.68	42.88	24.33
29	09/07/2019	89.94	48.46	0.64	BDL*	2.34	10.45	0.92	BDL*	28.49	10.39	23.47	22.85
30	12/07/2019	71.63	29.76	BDL*	BDL*	BDL*	BDL*	0.80	BDL*	35.77	22.64	36.44	27.36
31	16/07/2019	86.31	45.63	0.54	BDL*	2.62	10.51	0.98	BDL*	50.32	13.86	39.50	16.33
32	19/07/2019	77.71	43.41	BDL*	BDL*	BDL*	BDL*	0.82	BDL*	24.55	19.38	35.57	26.67
33	23/07/2019	94.51	49.30	0.82	BDL*	2.84	10.87	0.68	BDL*	30.34	26.48	45.42	28.47
34	26/07/2019	66.82	27.64	BDL*	BDL*	BDL*	BDL*	0.32	BDL*	43.35	21.60	37.56	18.47
35	30/07/2019	70.36	30.61	BDL*	BDL*	BDL*	BDL*	0.77	BDL*	41.76	15.47	28.33	20.36
36	02/08/2019	72.64	43.60	BDL*	BDL*	BDL*	BDL*	0.64	BDL*	37.88	22.70	36.42	23.31
37	06/08/2019	89.84	50.36	BDL*	BDL*	BDL*	BDL*	0.78	BDL*	28.62	18.28	32.40	17.79
38	09/08/2019	95.32	54.35	0.86	BDL*	2.34	10.61	0.70	BDL*	45.34	16.82	39.58	26.79
39	13/08/2019	76.32	38.52	BDL*	BDL*	BDL*	BDL*	0.98	BDL*	23.84	21.85	42.67	20.36
40	16/08/2019	82.37	44.38	BDL*	BDL*	BDL*	BDL*	0.66	BDL*	40.39	26.57	30.47	27.63
41	20/08/2019	93.44	55.63	0.67	BDL*	2.59	10.85	0.77	BDL*	48.46	24.50	44.51	18.48
42	23/08/2019	79.35	36.48	BDL*	BDL*	BDL*	BDL*	0.54	BDL*	15.34	15.61	37.30	16.47
43	27/08/2019	87.65	51.84	BDL*	BDL*	BDL*	BDL*	0.60	BDL*	33.63	19.35	34.21	21.87
44	30/08/2019	90.28	45.68	BDL*	BDL*	BDL*	BDL*	0.69	BDL*	42.35	23.46	40.25	25.66
45	03/09/2019	84.38	50.30	BDL*	BDL*	BDL*	BDL*	0.90	BDL*	19.96	19.50	29.29	26.36
46	06/09/2019	74.59	39.35	BDL*	BDL*	BDL*	BDL*	0.96	BDL*	36.31	16.34	34.51	19.37
47	10/09/2019	85.74	31.40	0.54	BDL*	2.42	10.59	0.45	BDL*	31.27	22.44	30.28	24.53
48	13/09/2019	78.63	35.35	BDL*	BDL*	BDL*	BDL*	0.64	BDL*	42.36	8.60	33.68	25.41
49	17/09/2019	90.31	52.47	0.84	BDL*	2.54	10.51	0.80	BDL*	37.59	14.61	40.37	21.44
50	20/09/2019	71.50	38.59	BDL*	BDL*	BDL*	BDL*	0.63	BDL*	34.51	17.53	36.85	27.89
51	24/09/2019	86.39	46.59	BDL*	BDL*	BDL*	BDL*	0.94	BDL*	44.57	21.22	42.30	13.22
52	27/09/2019	93.54	49.38	0.73	BDL*	2.24	10.67	0.86	BDL*	38.51	13.56	38.39	17.78

Observation: Above given Result are within the norms Specified Limit as per CPCB Notification NoB-29016/20/90/PCI-I Dt: 18/11/2009 National Ambient Air Quality Standards, New Delhi, for 24 hourly or 8 hourly or 1 hourly monitored values

Note: BDL*: Below Detection Limit, Minimum Detection Limit, Ozone as O₃: 10 µg/m³, Lead as Pb: 0.5 µg/m³, Carbon Monoxide as CO: 0.01 mg/m³, Ammonia NH₃: 10 µg/m³, Benzene as C₆H₆: 2 µg/m³, Benzo (a) Pyrene (BaP) - Particulate Phase only: 0.5ng/m³, Arsenic as As: 2ng/m³, Nickel as Ni: 10ng/m³



Authorized Signatory

● FSSAI Approved Lab ● Recognised by MoEF, New Delhi Under Sec. 12 of Environmental (Protection) Act-1986 ● GPCB approved schedule II auditor ● ISO 14001 : 2004 ● OHSAS 18001 : 2007 ● ISO 9001 : 2008

"Pollucon House", Plot No.5/6, Opp.Balaji Industrial Society, Old Shantinath Silk Mill Lane, Near Gaytri Farsan Mart, Navjivan Circle, Udhana Magdalla Road, Surat-395007, Gujarat, India.

Phone : 0261-2635750, 0261-2635751, 0261-2635775, 07016605174, WEB: www.polluconlab.com, E. mail: pollucon@gmail.com, info@polluconlab.com



Table No.: 1.2 - Ambient Air Quality Monitoring Results At Near PMC Building

Sr. No.	Date of Sampling	Location-2: Near PMC Building											
		PM ₁₀	PM _{2.5}	Pb	BaP	As	Ni	CO	C ₆ H ₆	NH ₃	SO ₂	NO _x	O ₃
		µg/m ³	µg/m ³	µg/m ³	ng/m ³	ng/m ³	ng/m ³	mg/m ³	µg/m ³	µg/m ³	µg/m ³	µg/m ³	µg/m ³
1	02/04/2019	62.69	22.42	BDL*	BDL*	BDL*	BDL*	0.37	BDL*	36.53	10.27	24.18	23.30
2	05/04/2019	82.70	43.56	0.68	BDL*	BDL*	10.59	0.62	BDL*	42.38	8.35	30.31	14.85
3	09/04/2019	58.39	29.69	BDL*	BDL*	BDL*	BDL*	0.68	BDL*	27.60	16.53	18.72	28.89
4	12/04/2019	69.33	35.32	BDL*	BDL*	BDL*	BDL*	0.46	BDL*	20.42	12.59	25.71	24.21
5	16/04/2019	76.37	32.40	BDL*	BDL*	BDL*	BDL*	0.31	BDL*	35.68	18.60	31.37	18.80
6	19/04/2019	64.36	27.50	BDL*	BDL*	BDL*	BDL*	0.17	BDL*	30.49	7.86	29.59	16.37
7	23/04/2019	79.69	40.28	BDL*	BDL*	BDL*	BDL*	0.29	BDL*	13.68	14.35	23.82	26.39
8	26/04/2019	87.40	51.45	BDL*	BDL*	2.24	10.23	0.42	BDL*	17.48	6.89	19.32	15.56
9	30/04/2019	70.26	30.47	BDL*	BDL*	BDL*	BDL*	0.24	BDL*	39.31	9.63	16.38	21.62
10	03/05/2019	57.60	21.33	BDL*	BDL*	BDL*	BDL*	0.21	BDL*	23.55	14.56	27.66	24.49
11	07/05/2019	73.52	38.65	BDL*	BDL*	BDL*	BDL*	0.37	BDL*	12.65	18.47	35.64	16.33
12	10/05/2019	84.65	46.72	0.55	BDL*	2.34	10.28	0.23	BDL*	10.30	12.17	23.67	25.42
13	14/05/2019	77.51	33.64	BDL*	BDL*	BDL*	BDL*	0.31	BDL*	16.51	6.38	15.62	21.68
14	17/05/2019	48.67	24.56	BDL*	BDL*	BDL*	BDL*	0.41	BDL*	18.54	20.47	38.43	15.36
15	21/05/2019	59.44	28.72	BDL*	BDL*	BDL*	BDL*	0.63	BDL*	14.30	16.30	33.43	17.34
16	24/05/2019	67.58	26.49	BDL*	BDL*	BDL*	BDL*	0.17	BDL*	39.33	19.26	22.70	19.86
17	28/05/2019	76.55	32.70	BDL*	BDL*	BDL*	BDL*	0.77	BDL*	22.39	21.36	32.58	12.25
18	31/05/2019	82.42	35.79	0.64	BDL*	BDL*	BDL*	0.65	BDL*	37.50	13.25	25.50	23.34
19	04/06/2019	70.48	41.57	BDL*	BDL*	BDL*	BDL*	0.64	BDL*	33.54	12.34	17.64	18.35
20	07/06/2019	64.49	35.44	BDL*	BDL*	BDL*	BDL*	0.74	BDL*	38.55	16.28	22.52	21.35
21	11/06/2019	50.60	19.77	BDL*	BDL*	BDL*	BDL*	0.54	BDL*	24.47	11.55	14.35	13.57
22	14/06/2019	85.34	44.50	0.58	BDL*	BDL*	BDL*	0.14	BDL*	13.65	21.21	32.48	19.64
23	18/06/2019	43.54	16.40	BDL*	BDL*	BDL*	BDL*	0.69	BDL*	16.36	10.23	29.37	16.85
24	21/06/2019	52.34	24.36	BDL*	BDL*	BDL*	BDL*	0.33	BDL*	26.80	8.88	23.52	23.66
25	25/06/2019	62.41	32.48	BDL*	BDL*	BDL*	BDL*	0.63	BDL*	22.53	15.63	26.83	22.48
26	28/06/2019	51.34	18.33	BDL*	BDL*	BDL*	BDL*	0.55	BDL*	34.54	18.62	24.49	24.72

Authorized Signatory

● FSSAI Approved Lab ● Recognised by MoEF, New Delhi Under Sec. 12 of Environmental (Protection) Act-1986 ● GPCB approved schedule II auditor ● ISO 14001 : 2004 ● OHSAS 18001 : 2007 ● ISO 9001 : 2008

"Pollucon House", Plot No.5/6, Opp.Balaji Industrial Society, Old Shantinath Silk Mill Lane, Near Gaytri Farsan Mart, Navjivan Circle,Udhana Magdalla Road, Surat-395007, Gujarat, India.

Phone : 0261-2635750, 0261-2635751, 0261-2635775, 07016605174, WEB: www.polluconlab.com, E. mail: pollucon@gmail.com, info@polluconlab.com

27	02/07/2019	74.70	45.45	BDL*	BDL*	BDL*	BDL*	0.56	BDL*	35.56	11.67	25.46	12.67
28	05/07/2019	62.41	28.23	BDL*	BDL*	BDL*	BDL*	0.26	BDL*	45.62	7.73	20.33	20.87
29	09/07/2019	78.74	38.61	BDL*	BDL*	BDL*	BDL*	0.42	BDL*	22.36	19.57	40.43	10.41
30	12/07/2019	65.94	22.56	BDL*	BDL*	BDL*	BDL*	0.48	BDL*	42.93	8.42	18.37	18.69
31	16/07/2019	70.36	33.57	BDL*	BDL*	BDL*	BDL*	0.58	BDL*	25.64	21.58	34.34	11.75
32	19/07/2019	68.34	29.36	BDL*	BDL*	BDL*	BDL*	0.55	BDL*	38.46	15.83	29.28	14.41
33	23/07/2019	81.30	43.62	0.55	BDL*	2.36	10.18	0.34	BDL*	29.22	22.57	41.36	25.25
34	26/07/2019	60.46	25.62	BDL*	BDL*	BDL*	BDL*	0.16	BDL*	26.54	17.45	28.31	13.66
35	30/07/2019	56.71	21.35	BDL*	BDL*	BDL*	BDL*	0.21	BDL*	32.50	9.61	21.41	22.34
36	02/08/2019	60.28	37.51	BDL*	BDL*	BDL*	BDL*	0.21	BDL*	26.83	14.36	26.85	21.39
37	06/08/2019	72.31	33.55	BDL*	BDL*	BDL*	BDL*	0.50	BDL*	35.46	11.25	21.22	19.28
38	09/08/2019	81.84	39.41	BDL*	BDL*	BDL*	BDL*	0.25	BDL*	21.56	6.53	24.51	15.39
39	13/08/2019	70.60	25.37	BDL*	BDL*	BDL*	BDL*	0.56	BDL*	17.86	13.55	35.36	17.69
40	16/08/2019	65.34	21.54	BDL*	BDL*	BDL*	BDL*	0.17	BDL*	20.34	16.82	27.80	22.53
41	20/08/2019	74.38	38.42	BDL*	BDL*	BDL*	BDL*	0.49	BDL*	27.85	9.70	19.22	16.6
42	23/08/2019	64.37	29.14	BDL*	BDL*	BDL*	BDL*	0.46	BDL*	36.52	20.42	25.69	24.3
43	27/08/2019	71.57	36.71	BDL*	BDL*	BDL*	BDL*	0.30	BDL*	39.34	7.34	23.47	18.71
44	30/08/2019	82.69	42.32	BDL*	BDL*	BDL*	BDL*	0.57	BDL*	31.52	18.34	37.65	23.54
45	03/09/2019	76.31	42.65	BDL*	BDL*	BDL*	BDL*	0.48	BDL*	36.55	16.46	19.32	19.56
46	06/09/2019	69.30	30.58	BDL*	BDL*	BDL*	BDL*	0.30	BDL*	26.44	13.44	23.43	24.31
47	10/09/2019	61.50	18.51	BDL*	BDL*	BDL*	BDL*	0.11	BDL*	39.29	18.44	20.37	17.84
48	13/09/2019	73.52	32.49	BDL*	BDL*	BDL*	BDL*	0.26	BDL*	32.52	12.36	25.80	23.49
49	17/09/2019	86.34	45.39	BDL*	BDL*	BDL*	BDL*	0.62	BDL*	21.20	17.33	32.34	25.37
50	20/09/2019	58.31	24.68	BDL*	BDL*	BDL*	BDL*	0.29	BDL*	16.33	14.29	39.20	13.56
51	24/09/2019	72.69	38.26	BDL*	BDL*	BDL*	BDL*	0.53	BDL*	27.52	11.32	14.53	20.76
52	27/09/2019	80.27	35.46	BDL*	BDL*	BDL*	BDL*	0.56	BDL*	30.25	9.51	21.61	14.38

Observation: Above given Result are within the norms Specified Limit as per CPCB Notification NoB-29016/20/90/PCI-I Dt: 18/11/2009 National Ambient Air Quality Standards, New Delhi, for 24 hourly or 8 hourly or 1 hourly monitored values

Note: BDL*: Below Detection Limit, Minimum Detection Limit, Ozone as O₃: 10 µg/m³, Lead as Pb: 0.5 µg/m³, Carbon Monoxide as CO: 0.01 mg/m³, Ammonia NH₃: 10 µg/m³, Benzene as C₆H₆: 2 µg/m³, Benzo (a) Pyrene (BaP) - Particulate Phase only: 0.5 ng/m³, Arsenic as As: 2 ng/m³, Nickel as Ni: 10 ng/m³



Authorized Signatory

● FSSAI Approved Lab ● Recognised by MoEF, New Delhi Under Sec. 12 of Environmental (Protection) Act-1986 ● GPCB approved schedule II auditor ● ISO 14001 : 2004 ● OHSAS 18001 : 2007 ● ISO 9001 : 2008

"Pollucon House", Plot No.5/6, Opp.Balaji Industrial Society, Old Shantinath Silk Mill Lane, Near Gaytri Farsan Mart, Navjivan Circle, Udhana Magdalla Road, Surat-395007, Gujarat, India.

Phone : 0261-2635750, 0261-2635751, 0261-2635775, 07016605174, WEB: www.polluconlab.com, E. mail: pollucon@gmail.com, info@polluconlab.com

Table No.: 1.3 - Ambient Air Quality Monitoring Results At Sub-Station-7B Building

Sr. No	Date of Sampling	Location-3: Sub-Station-7B Building											
		PM ₁₀	PM _{2.5}	Pb	BaP	As	Ni	CO	C ₆ H ₆	NH ₃	SO ₂	NO _x	O ₃
		µg/m ³	µg/m ³	µg/m ³	ng/m ³	ng/m ³	ng/m ³	mg/m ³	µg/m ³	µg/m ³	µg/m ³	µg/m ³	µg/m ³
1	02/04/2019	50.69	18.68	BDL*	BDL*	BDL*	BDL*	0.44	BDL*	39.44	14.52	28.88	19.48
2	05/04/2019	68.20	33.21	BDL*	BDL*	BDL*	BDL*	0.47	BDL*	32.54	18.45	20.63	16.44
3	09/04/2019	70.60	41.66	BDL*	BDL*	BDL*	BDL*	0.34	BDL*	17.65	12.47	25.46	18.61
4	12/04/2019	53.60	19.58	BDL*	BDL*	BDL*	BDL*	0.39	BDL*	24.83	10.53	32.26	20.24
5	16/04/2019	82.40	45.45	BDL*	BDL*	BDL*	10.13	0.64	BDL*	31.36	15.28	24.60	14.67
6	19/04/2019	58.48	24.66	BDL*	BDL*	BDL*	BDL*	0.22	BDL*	22.64	19.41	21.76	27.38
7	23/04/2019	74.33	43.79	BDL*	BDL*	BDL*	BDL*	0.26	BDL*	30.55	16.31	36.67	17.58
8	26/04/2019	51.23	26.55	BDL*	BDL*	BDL*	BDL*	0.56	BDL*	25.47	11.60	22.67	28.29
9	30/04/2019	65.51	27.21	BDL*	BDL*	BDL*	BDL*	0.21	BDL*	19.50	7.27	30.55	23.11
10	03/05/2019	66.55	25.66	BDL*	BDL*	BDL*	BDL*	0.15	BDL*	28.66	11.67	23.50	20.36
11	07/05/2019	60.57	31.22	BDL*	BDL*	BDL*	BDL*	0.26	BDL*	17.58	7.55	15.32	17.49
12	10/05/2019	52.27	20.63	BDL*	BDL*	BDL*	BDL*	0.45	BDL*	24.53	9.37	20.64	12.54
13	14/05/2019	46.31	23.55	BDL*	BDL*	BDL*	BDL*	0.25	BDL*	20.44	12.63	18.41	26.43
14	17/05/2019	57.36	30.21	BDL*	BDL*	BDL*	BDL*	0.13	BDL*	30.61	14.74	27.43	13.38
15	21/05/2019	69.33	35.61	BDL*	BDL*	BDL*	BDL*	0.39	BDL*	23.88	10.50	30.43	24.55
16	24/05/2019	53.53	29.55	BDL*	BDL*	BDL*	BDL*	0.61	BDL*	16.89	17.27	19.56	11.25
17	28/05/2019	67.58	21.28	BDL*	BDL*	BDL*	BDL*	0.32	BDL*	18.32	13.69	17.36	21.55
18	31/05/2019	79.25	24.63	BDL*	BDL*	BDL*	BDL*	0.54	BDL*	22.57	8.27	32.81	15.17
19	04/06/2019	57.57	33.59	BDL*	BDL*	BDL*	BDL*	0.56	BDL*	38.60	7.55	33.54	12.63
20	07/06/2019	69.21	23.69	BDL*	BDL*	BDL*	BDL*	0.19	BDL*	12.61	12.60	30.53	14.57
21	11/06/2019	73.46	30.68	BDL*	BDL*	BDL*	BDL*	0.53	BDL*	22.39	13.32	35.81	11.56
22	14/06/2019	80.46	40.23	0.52	BDL*	BDL*	BDL*	0.62	BDL*	27.77	8.24	24.46	18.59
23	18/06/2019	58.59	26.84	BDL*	BDL*	BDL*	BDL*	0.30	BDL*	10.27	6.28	17.51	10.52
24	21/06/2019	65.34	38.45	BDL*	BDL*	BDL*	BDL*	0.50	BDL*	20.34	11.50	19.27	16.35
25	25/06/2019	50.19	28.59	BDL*	BDL*	BDL*	BDL*	0.32	BDL*	29.37	10.60	29.22	21.76
26	28/06/2019	60.21	35.47	BDL*	BDL*	BDL*	BDL*	0.18	BDL*	16.49	15.26	21.30	15.8
27	02/07/2019	68.47	40.35	BDL*	BDL*	BDL*	BDL*	0.47	BDL*	29.53	9.58	15.44	16.35


Authorized Signatory

● FSSAI Approved Lab ● Recognised by MoEF, New Delhi Under Sec. 12 of Environmental (Protection) Act-1986 ● GPCB approved schedule II auditor ● ISO 14001 : 2004 ● OHSAS 18001 : 2007 ● ISO 9001 : 2008

"Pollucon House", Plot No.5/6, Opp.Balaji Industrial Society, Old Shantinath Silk Mill Lane, Near Gaytri Farsan Mart, Navjivan Circle, Udhana Magdalla Road, Surat-395007, Gujarat, India.

Phone : 0261-2635750, 0261-2635751, 0261-2635775, 07016605174, WEB: www.polluconlab.com, E. mail: pollucon@gmail.com, info@polluconlab.com

28	05/07/2019	47.77	25.33	BDL*	BDL*	BDL*	BDL*	0.30	BDL*	36.47	11.60	22.71	13.65
29	09/07/2019	64.38	34.32	BDL*	BDL*	BDL*	BDL*	0.11	BDL*	26.22	6.58	29.72	21.54
30	12/07/2019	43.72	16.33	BDL*	BDL*	BDL*	BDL*	0.40	BDL*	12.34	19.47	21.32	23.7
31	16/07/2019	76.70	38.86	BDL*	BDL*	BDL*	BDL*	0.53	BDL*	35.26	12.39	19.63	25.68
32	19/07/2019	61.60	33.43	BDL*	BDL*	BDL*	BDL*	0.13	BDL*	41.59	13.92	23.78	20.57
33	23/07/2019	70.86	36.47	BDL*	BDL*	BDL*	BDL*	0.22	BDL*	33.15	16.92	32.42	19.28
34	26/07/2019	46.45	18.36	BDL*	BDL*	BDL*	BDL*	0.24	BDL*	30.44	14.31	26.40	10.97
35	30/07/2019	60.36	27.55	BDL*	BDL*	BDL*	BDL*	0.39	BDL*	25.01	7.50	18.81	18.34
36	02/08/2019	65.34	32.58	BDL*	BDL*	BDL*	BDL*	0.34	BDL*	23.42	10.37	18.55	17.26
37	06/08/2019	57.68	29.67	BDL*	BDL*	BDL*	BDL*	0.47	BDL*	17.12	14.67	26.60	22.62
38	09/08/2019	68.42	36.53	BDL*	BDL*	BDL*	BDL*	0.40	BDL*	25.84	8.69	14.88	24.64
39	13/08/2019	59.42	31.57	BDL*	BDL*	BDL*	BDL*	0.37	BDL*	20.62	11.84	22.61	19.32
40	16/08/2019	72.34	30.62	BDL*	BDL*	BDL*	BDL*	0.15	BDL*	29.64	9.40	16.42	13.64
41	20/08/2019	55.64	28.65	BDL*	BDL*	BDL*	BDL*	0.42	BDL*	15.66	15.36	31.56	21.2
42	23/08/2019	69.34	33.43	BDL*	BDL*	BDL*	BDL*	0.41	BDL*	12.54	6.87	34.56	14.51
43	27/08/2019	76.34	45.35	BDL*	BDL*	BDL*	BDL*	0.52	BDL*	19.36	13.50	28.21	25.73
44	30/08/2019	56.30	26.88	BDL*	BDL*	BDL*	BDL*	0.13	BDL*	24.34	16.33	21.34	20.57
45	03/09/2019	54.30	33.29	BDL*	BDL*	BDL*	BDL*	0.18	BDL*	31.53	13.50	27.70	14.22
46	06/09/2019	48.65	24.33	BDL*	BDL*	BDL*	BDL*	0.27	BDL*	20.61	7.25	21.52	28.4
47	10/09/2019	52.61	21.32	BDL*	BDL*	BDL*	BDL*	0.23	BDL*	24.63	11.61	17.62	26.39
48	13/09/2019	42.61	18.29	BDL*	BDL*	BDL*	BDL*	0.15	BDL*	21.61	6.55	20.43	18.68
49	17/09/2019	73.48	34.36	BDL*	BDL*	BDL*	BDL*	0.25	BDL*	32.42	16.60	18.62	15.48
50	20/09/2019	47.51	20.21	BDL*	BDL*	BDL*	BDL*	0.52	BDL*	19.40	10.65	29.46	24.71
51	24/09/2019	65.44	26.59	BDL*	BDL*	BDL*	BDL*	0.19	BDL*	23.52	19.59	33.48	13.63
52	27/09/2019	72.69	31.15	BDL*	BDL*	BDL*	BDL*	0.17	BDL*	18.65	12.50	24.38	22.51

Observation: Above given Result are within the norms Specified Limit as per CPCB Notification NoB-29016/20/90/PCI-I Dt: 18/11/2009 National Ambient Air Quality Standards, New Delhi, for 24 hourly or 8 hourly or 1 hourly monitored values

Note: BDL*: Below Detection Limit, Minimum Detection Limit, Ozone as O₃: 10 µg/m³, Lead as Pb: 0.5 µg/m³, Carbon Monoxide as CO: 0.01 mg/m³, Ammonia NH₃: 10 µg/m³, Benzene as C₆H₆: 2 µg/m³, Benzo (a) Pyrene (BaP) - Particulate Phase only: 0.5 ng/m³, Arsenic as As: 2 ng/m³, Nickel as Ni: 10 ng/m³



Authorized Signatory

● FSSAI Approved Lab ● Recognised by MoEF, New Delhi Under Sec. 12 of Environmental (Protection) Act-1986 ● GPCB approved schedule II auditor ● ISO 14001 : 2004 ● OHSAS 18001 : 2007 ● ISO 9001 : 2008

"Pollucon House", Plot No.5/6, Opp.Balaji Industrial Society, Old Shantinath Silk Mill Lane, Near Gaytri Farsan Mart, Navjivan Circle, Udhana Magdalla Road, Surat-395007, Gujarat, India.

Phone : 0261-2635750, 0261-2635751, 0261-2635775, 07016605174, WEB: www.polluconlab.com, E. mail: pollucon@gmail.com, info@polluconlab.com

Table No.: 1.4 - Ambient Air Quality Monitoring Results At GCPTL Gate

Sr. No.	Date of Sampling	Location-4: GCPTL Gate											
		PM ₁₀	PM _{2.5}	Pb	BaP	As	Ni	CO	C ₆ H ₆	NH ₃	SO ₂	NO _x	O ₃
		µg/m ³	µg/m ³	µg/m ³	ng/m ³	ng/m ³	ng/m ³	mg/m ³	µg/m ³	µg/m ³	µg/m ³	µg/m ³	µg/m ³
1	02/04/2019	66.82	31.54	BDL*	BDL*	BDL*	BDL*	0.48	BDL*	29.66	12.60	16.65	21.42
2	05/04/2019	58.71	24.24	BDL*	BDL*	BDL*	BDL*	0.36	BDL*	26.49	10.82	26.66	18.73
3	09/04/2019	64.36	36.51	BDL*	BDL*	BDL*	BDL*	0.40	BDL*	37.54	14.67	22.52	20.69
4	12/04/2019	59.58	22.84	BDL*	BDL*	BDL*	BDL*	0.18	BDL*	18.63	7.65	19.67	12.67
5	16/04/2019	48.68	27.67	BDL*	BDL*	BDL*	BDL*	0.23	BDL*	27.32	9.21	29.37	26.3
6	19/04/2019	52.65	20.25	BDL*	BDL*	BDL*	BDL*	0.33	BDL*	33.55	13.55	24.34	23.48
7	23/04/2019	62.29	32.58	BDL*	BDL*	BDL*	BDL*	0.19	BDL*	21.85	6.40	15.57	14.59
8	26/04/2019	70.60	23.49	BDL*	BDL*	BDL*	BDL*	0.38	BDL*	20.39	8.78	25.46	16.2
9	30/04/2019	56.31	19.29	BDL*	BDL*	BDL*	BDL*	0.13	BDL*	36.38	15.83	33.59	19.34
10	03/05/2019	50.29	32.77	BDL*	BDL*	BDL*	BDL*	0.62	BDL*	20.22	9.61	18.59	22.34
11	07/05/2019	49.55	22.68	BDL*	BDL*	BDL*	BDL*	0.53	BDL*	34.26	13.24	28.45	26.3
12	10/05/2019	63.88	29.64	BDL*	BDL*	BDL*	BDL*	0.34	BDL*	29.29	6.55	17.78	13.66
13	14/05/2019	70.34	31.58	BDL*	BDL*	BDL*	BDL*	0.24	BDL*	12.36	14.62	24.58	15.65
14	17/05/2019	52.50	20.88	BDL*	BDL*	BDL*	BDL*	0.42	BDL*	23.67	12.49	21.58	20.72
15	21/05/2019	64.53	26.36	BDL*	BDL*	BDL*	BDL*	0.55	BDL*	31.21	8.59	25.75	12.37
16	24/05/2019	48.41	19.58	BDL*	BDL*	BDL*	BDL*	0.29	BDL*	11.55	11.32	31.25	16.62
17	28/05/2019	60.41	36.43	BDL*	BDL*	BDL*	BDL*	0.19	BDL*	10.29	7.33	22.81	10.4
18	31/05/2019	57.68	17.53	BDL*	BDL*	BDL*	BDL*	0.38	BDL*	27.59	16.29	19.41	18.95
19	04/06/2019	62.82	37.52	BDL*	BDL*	BDL*	BDL*	0.27	BDL*	24.30	10.54	30.81	24.34
20	07/06/2019	50.30	30.56	BDL*	BDL*	BDL*	BDL*	0.22	BDL*	28.48	18.26	25.64	22.31
21	11/06/2019	61.19	26.85	BDL*	BDL*	BDL*	BDL*	0.16	BDL*	12.56	7.37	19.55	19.6
22	14/06/2019	71.47	35.66	BDL*	BDL*	BDL*	BDL*	0.38	BDL*	23.34	13.51	31.51	13.65
23	18/06/2019	49.24	19.54	BDL*	BDL*	BDL*	BDL*	0.15	BDL*	19.56	8.62	23.40	14.34
24	21/06/2019	69.34	31.35	BDL*	BDL*	BDL*	BDL*	0.47	BDL*	15.76	14.60	20.35	20.48
25	25/06/2019	56.33	25.60	BDL*	BDL*	BDL*	BDL*	0.57	BDL*	16.76	17.60	32.49	18.35
26	28/06/2019	48.31	21.34	BDL*	BDL*	BDL*	BDL*	0.21	BDL*	29.51	11.24	28.36	11.6
27	02/07/2019	59.70	34.70	BDL*	BDL*	BDL*	BDL*	0.36	BDL*	22.75	7.42	31.91	10.64


Authorized Signatory

● FSSAI Approved Lab ● Recognised by MoEF, New Delhi Under Sec. 12 of Environmental (Protection) Act-1986 ● GPCB approved schedule II auditor ● ISO 14001 : 2004 ● OHSAS 18001 : 2007 ● ISO 9001 : 2008

"Pollucon House", Plot No.5/6, Opp.Balaji Industrial Society, Old Shantinath Silk Mill Lane, Near Gaytri Farsan Mart, Navjivan Circle, Udhana Magdalla Road, Surat-395007, Gujarat, India.

Phone : 0261-2635750, 0261-2635751, 0261-2635775, 07016605174, WEB: www.polluconlab.com, E. mail: pollucon@gmail.com, info@polluconlab.com

28	05/07/2019	41.42	16.85	BDL*	BDL*	BDL*	BDL*	0.44	BDL*	32.63	14.43	26.84	14.87
29	09/07/2019	56.46	23.65	BDL*	BDL*	BDL*	BDL*	0.25	BDL*	17.56	8.63	20.37	17.72
30	12/07/2019	60.32	25.72	BDL*	BDL*	BDL*	BDL*	0.60	BDL*	40.12	11.33	23.44	21.45
31	16/07/2019	54.28	30.47	BDL*	BDL*	BDL*	BDL*	0.37	BDL*	28.44	9.53	15.70	18.83
32	19/07/2019	49.74	24.58	BDL*	BDL*	BDL*	BDL*	0.18	BDL*	30.54	16.23	18.64	25.23
33	23/07/2019	52.42	21.58	BDL*	BDL*	BDL*	BDL*	0.62	BDL*	23.35	12.82	29.56	13.18
34	26/07/2019	40.58	15.86	BDL*	BDL*	BDL*	BDL*	0.46	BDL*	33.53	10.64	19.33	15.59
35	30/07/2019	48.34	18.48	BDL*	BDL*	BDL*	BDL*	0.29	BDL*	36.53	18.40	16.52	12.4
36	02/08/2019	47.53	26.65	BDL*	BDL*	BDL*	BDL*	0.45	BDL*	20.43	12.41	21.61	13.57
37	06/08/2019	64.34	36.37	BDL*	BDL*	BDL*	BDL*	0.16	BDL*	13.84	7.50	15.62	20.21
38	09/08/2019	88.36	42.41	0.54	BDL*	2.08	10.15	0.48	BDL*	29.46	13.63	27.55	18.3
39	13/08/2019	53.69	22.39	BDL*	BDL*	BDL*	BDL*	0.71	BDL*	12.35	8.30	16.32	11.6
40	16/08/2019	60.34	35.64	BDL*	BDL*	BDL*	BDL*	0.27	BDL*	24.56	6.40	29.48	16.32
41	20/08/2019	80.34	43.12	BDL*	BDL*	BDL*	BDL*	0.23	BDL*	37.46	18.43	25.37	24.41
42	23/08/2019	59.30	24.37	BDL*	BDL*	BDL*	BDL*	0.36	BDL*	18.34	11.57	17.32	19.63
43	27/08/2019	65.69	30.47	BDL*	BDL*	BDL*	BDL*	0.18	BDL*	26.46	9.83	20.33	12.41
44	30/08/2019	71.25	33.62	BDL*	BDL*	BDL*	BDL*	0.31	BDL*	21.46	14.35	26.36	14.67
45	03/09/2019	61.53	36.62	BDL*	BDL*	BDL*	BDL*	0.22	BDL*	24.35	9.14	24.24	16.4
46	06/09/2019	42.33	27.57	BDL*	BDL*	BDL*	BDL*	0.33	BDL*	29.56	18.55	37.89	13.45
47	10/09/2019	79.31	29.50	BDL*	BDL*	BDL*	BDL*	0.31	BDL*	20.80	20.40	22.52	20.61
48	13/09/2019	52.48	23.43	BDL*	BDL*	BDL*	BDL*	0.21	BDL*	13.52	14.35	28.67	15.4
49	17/09/2019	62.67	26.43	BDL*	BDL*	BDL*	BDL*	0.46	BDL*	23.49	11.38	23.63	17.38
50	20/09/2019	53.48	30.29	BDL*	BDL*	BDL*	BDL*	0.42	BDL*	31.64	8.57	16.36	22.63
51	24/09/2019	60.21	33.43	BDL*	BDL*	BDL*	BDL*	0.14	BDL*	34.35	6.39	21.41	18.37
52	27/09/2019	56.34	24.83	BDL*	BDL*	BDL*	BDL*	0.32	BDL*	14.51	15.27	30.56	21.81

Observation: Above given Result are within the norms Specified Limit as per CPCB Notification NoB-29016/20/90/PCI-I Dt: 18/11/2009 National Ambient Air Quality Standards, New Delhi, for 24 hourly or 8 hourly or 1 hourly monitored values

Note: BDL*: Below Detection Limit, Minimum Detection Limit, Ozone as O₃: 10 µg/m³, Lead as Pb: 0.5 µg/m³, Carbon Monoxide as CO: 0.01 mg/m³, Ammonia NH₃: 10 µg/m³, Benzene as C₆H₆: 2 µg/m³, Benzo (a) Pyrene (BaP) - Particulate Phase only: 0.5 ng/m³, Arsenic as As: 2 ng/m³, Nickel as Ni: 10 ng/m³



Authorized Signatory

● FSSAI Approved Lab ● Recognised by MoEF, New Delhi Under Sec. 12 of Environmental (Protection) Act-1986 ● GPCB approved schedule II auditor ● ISO 14001 : 2004 ● OHSAS 18001 : 2007 ● ISO 9001 : 2008

"Pollucon House", Plot No.5/6, Opp.Balaji Industrial Society, Old Shantinath Silk Mill Lane, Near Gaytri Farsan Mart, Navjivan Circle, Udhana Magdalla Road, Surat-395007, Gujarat, India.

Phone : 0261-2635750, 0261-2635751, 0261-2635775, 07016605174, WEB: www.polluconlab.com, E. mail: pollucon@gmail.com, info@polluconlab.com

Table No.: 1.5 - Ambient Air Quality Monitoring Results At Near Silo Porta Cabin

Sr. No.	Date of Sampling	Location-5: Near Silo Porta Cabin											
		PM ₁₀	PM _{2.5}	Pb	BaP	As	Ni	CO	C ₆ H ₆	NH ₃	SO ₂	NO _x	O ₃
		µg/m ³	µg/m ³	µg/m ³	ng/m ³	ng/m ³	ng/m ³	mg/m ³	µg/m ³	µg/m ³	µg/m ³	µg/m ³	µg/m ³
1	02/04/2019	57.55	25.89	BDL*	BDL*	BDL*	BDL*	0.76	BDL*	33.23	8.56	22.79	15.34
2	05/04/2019	62.51	38.68	BDL*	BDL*	BDL*	BDL*	0.41	BDL*	29.95	15.40	38.72	24.39
3	09/04/2019	52.40	33.57	BDL*	BDL*	BDL*	BDL*	0.25	BDL*	23.45	6.53	15.71	27.28
4	12/04/2019	63.43	28.54	BDL*	BDL*	BDL*	BDL*	0.16	BDL*	31.50	14.79	26.39	14.84
5	16/04/2019	72.45	41.23	BDL*	BDL*	BDL*	BDL*	0.27	BDL*	12.60	7.53	33.67	17.27
6	19/04/2019	69.37	30.55	BDL*	BDL*	BDL*	BDL*	0.66	BDL*	43.58	9.54	36.35	19.54
7	23/04/2019	58.40	35.51	BDL*	BDL*	BDL*	BDL*	0.14	BDL*	36.86	11.27	21.57	22.45
8	26/04/2019	75.33	39.55	BDL*	BDL*	BDL*	BDL*	0.45	BDL*	22.59	13.24	16.76	13.37
9	30/04/2019	50.21	23.63	BDL*	BDL*	BDL*	BDL*	0.15	BDL*	16.54	17.57	20.82	25.36
10	03/05/2019	72.54	29.38	BDL*	BDL*	BDL*	BDL*	0.11	BDL*	31.52	18.31	29.39	11.57
11	07/05/2019	61.30	28.35	BDL*	BDL*	BDL*	BDL*	0.16	BDL*	19.54	9.51	22.43	18.42
12	10/05/2019	58.39	19.49	BDL*	BDL*	BDL*	BDL*	0.18	BDL*	14.20	11.53	26.37	21.48
13	14/05/2019	65.70	26.86	BDL*	BDL*	BDL*	BDL*	0.36	BDL*	26.87	16.41	30.34	19.37
14	17/05/2019	44.24	16.56	BDL*	BDL*	BDL*	BDL*	0.33	BDL*	20.87	8.68	16.38	16.19
15	21/05/2019	52.45	21.55	BDL*	BDL*	BDL*	BDL*	0.30	BDL*	17.39	6.15	21.35	20.59
16	24/05/2019	60.23	15.64	BDL*	BDL*	BDL*	BDL*	0.47	BDL*	29.56	13.53	25.77	13.24
17	28/05/2019	71.57	24.29	BDL*	BDL*	BDL*	BDL*	0.22	BDL*	13.56	17.42	19.65	15.45
18	31/05/2019	66.18	20.18	BDL*	BDL*	BDL*	BDL*	0.27	BDL*	18.63	10.59	15.56	22.42
19	04/06/2019	52.59	30.22	BDL*	BDL*	BDL*	BDL*	0.46	BDL*	29.60	14.34	24.30	21.21
20	07/06/2019	75.76	26.33	BDL*	BDL*	BDL*	BDL*	0.36	BDL*	23.45	7.80	16.36	12.57
21	11/06/2019	56.30	16.33	BDL*	BDL*	BDL*	BDL*	0.45	BDL*	16.38	9.37	21.61	15.35
22	14/06/2019	76.38	31.59	BDL*	BDL*	BDL*	BDL*	0.52	BDL*	30.27	15.33	18.76	22.66
23	18/06/2019	53.86	23.43	BDL*	BDL*	BDL*	BDL*	0.13	BDL*	13.86	12.32	20.59	11.35
24	21/06/2019	60.40	27.53	BDL*	BDL*	BDL*	BDL*	0.17	BDL*	18.56	17.58	15.65	26.87
25	25/06/2019	71.56	36.45	BDL*	BDL*	BDL*	BDL*	0.23	BDL*	32.30	6.54	22.36	14.33
26	28/06/2019	66.22	25.46	BDL*	BDL*	BDL*	BDL*	0.60	BDL*	19.39	8.33	35.18	10.21
27	02/07/2019	79.30	31.60	BDL*	BDL*	BDL*	BDL*	0.74	BDL*	25.70	13.72	22.55	18.37


Authorized Signatory

● FSSAI Approved Lab ● Recognised by MoEF, New Delhi Under Sec. 12 of Environmental (Protection) Act-1986 ● GPCB approved schedule II auditor ● ISO 14001 : 2004 ● OHSAS 18001 : 2007 ● ISO 9001 : 2008

"Pollucon House", Plot No.5/6, Opp.Balaji Industrial Society, Old Shantinath Silk Mill Lane, Near Gaytri Farsan Mart, Navjivan Circle, Udhana Magdalla Road, Surat-395007, Gujarat, India.

Phone : 0261-2635750, 0261-2635751, 0261-2635775, 07016605174, WEB: www.polluconlab.com, E. mail: pollucon@gmail.com, info@polluconlab.com

28	05/07/2019	55.44	19.33	BDL*	BDL*	BDL*	BDL*	0.23	BDL*	29.63	6.54	17.39	22.43
29	09/07/2019	60.78	29.48	BDL*	BDL*	BDL*	BDL*	0.38	BDL*	31.14	15.71	32.91	12.44
30	12/07/2019	53.84	34.37	BDL*	BDL*	BDL*	BDL*	0.41	BDL*	24.49	17.57	19.42	16.68
31	16/07/2019	62.49	18.70	BDL*	BDL*	BDL*	BDL*	0.49	BDL*	22.37	7.59	27.55	26.43
32	19/07/2019	73.62	26.46	BDL*	BDL*	BDL*	BDL*	0.45	BDL*	35.37	11.43	31.25	17.5
33	23/07/2019	64.28	28.37	BDL*	BDL*	BDL*	BDL*	0.14	BDL*	39.61	14.99	24.92	21.66
34	26/07/2019	51.36	20.46	BDL*	BDL*	BDL*	BDL*	0.33	BDL*	18.75	12.49	23.57	14.84
35	30/07/2019	42.36	15.38	BDL*	BDL*	BDL*	BDL*	0.31	BDL*	47.47	9.96	12.88	28.37
36	02/08/2019	54.32	29.34	BDL*	BDL*	BDL*	BDL*	0.14	BDL*	17.84	7.60	29.39	19.58
37	06/08/2019	78.60	44.37	BDL*	BDL*	BDL*	BDL*	0.11	BDL*	20.42	9.51	19.30	14.37
38	09/08/2019	62.69	33.78	BDL*	BDL*	BDL*	BDL*	0.55	BDL*	15.42	10.27	30.26	11.58
39	13/08/2019	48.64	18.63	BDL*	BDL*	BDL*	BDL*	0.19	BDL*	26.84	16.56	26.41	15.4
40	16/08/2019	52.60	27.55	BDL*	BDL*	BDL*	BDL*	0.38	BDL*	12.64	11.76	21.59	18.53
41	20/08/2019	68.33	34.54	BDL*	BDL*	BDL*	BDL*	0.32	BDL*	24.62	13.84	28.49	23.42
42	23/08/2019	49.31	20.27	BDL*	BDL*	BDL*	BDL*	0.39	BDL*	33.84	8.44	20.22	12.56
43	27/08/2019	58.45	26.31	BDL*	BDL*	BDL*	BDL*	0.22	BDL*	29.34	17.81	31.21	16.85
44	30/08/2019	61.54	30.22	BDL*	BDL*	BDL*	BDL*	0.26	BDL*	13.64	12.34	18.49	10.24
45	03/09/2019	66.30	39.45	BDL*	BDL*	BDL*	BDL*	0.41	BDL*	20.56	18.27	32.71	22.38
46	06/09/2019	58.68	21.26	BDL*	BDL*	BDL*	BDL*	0.47	BDL*	24.58	11.76	29.36	17.62
47	10/09/2019	73.63	25.35	BDL*	BDL*	BDL*	BDL*	0.13	BDL*	12.68	14.58	25.45	14.58
48	13/09/2019	45.66	19.43	BDL*	BDL*	BDL*	BDL*	0.24	BDL*	29.48	10.24	16.50	19.87
49	17/09/2019	67.54	30.45	BDL*	BDL*	BDL*	BDL*	0.16	BDL*	17.56	6.80	26.54	23.71
50	20/09/2019	42.60	18.68	BDL*	BDL*	BDL*	BDL*	0.57	BDL*	25.35	16.80	19.50	15.48
51	24/09/2019	55.64	22.50	BDL*	BDL*	BDL*	BDL*	0.49	BDL*	18.54	12.64	23.33	24.81
52	27/09/2019	64.56	29.13	BDL*	BDL*	BDL*	BDL*	0.61	BDL*	27.34	7.56	17.32	12.44

Observation: Above given Result are within the norms Specified Limit as per CPCB Notification NoB-29016/20/90/PCI-I Dt: 18/11/2009 National Ambient Air Quality Standards, New Delhi, for 24 hourly or 8 hourly or 1 hourly monitored values

Note: BDL*: Below Detection Limit, Minimum Detection Limit, Ozone as O₃: 10 µg/m³, Lead as Pb: 0.5 µg/m³, Carbon Monoxide as CO: 0.01 mg/m³, Ammonia NH₃: 10 µg/m³, Benzene as C₆H₆: 2 µg/m³, Benzo (a) Pyrene (BaP) - Particulate Phase only: 0.5 ng/m³, Arsenic as As: 2 ng/m³, Nickel as Ni: 10 ng/m³



Authorized Signatory

● FSSAI Approved Lab ● Recognised by MoEF, New Delhi Under Sec. 12 of Environmental (Protection) Act-1986 ● GPCB approved schedule II auditor ● ISO 14001 : 2004 ● OHSAS 18001 : 2007 ● ISO 9001 : 2008

"Pollucon House", Plot No.5/6, Opp.Balaji Industrial Society, Old Shantinath Silk Mill Lane, Near Gaytri Farsan Mart, Navjivan Circle, Udhana Magdalla Road, Surat-395007, Gujarat, India.

Phone : 0261-2635750, 0261-2635751, 0261-2635775, 07016605174, WEB: www.polluconlab.com, E. mail: pollucon@gmail.com, info@polluconlab.com

Table No.: 1.6 - Ambient Air Quality Monitoring Results At JS – 2 Junction

Sr. No.	Date of Sampling	Location-6: JS – 2 Junction											
		PM ₁₀ µg/m ³	PM _{2.5} µg/m ³	Pb µg/m ³	BaP ng/m ³	As ng/m ³	Ni ng/m ³	CO mg/m ³	C ₆ H ₆ µg/m ³	NH ₃ µg/m ³	SO ₂ µg/m ³	NO _x µg/m ³	O ₃ µg/m ³
1	02/04/2019	86.92	40.40	BDL*	BDL*	BDL*	BDL*	0.30	BDL*	47.65	25.66	30.62	28.59
2	05/04/2019	90.41	51.24	0.77	BDL*	2.42	10.70	0.94	BDL*	51.58	13.70	40.28	30.50
3	09/04/2019	88.59	48.54	0.65	BDL*	2.34	10.45	0.60	BDL*	42.69	18.21	34.52	22.60
4	12/04/2019	74.57	31.62	BDL*	BDL*	BDL*	BDL*	0.84	BDL*	35.37	20.71	42.64	19.22
5	16/04/2019	89.36	52.33	0.56	BDL*	2.56	10.70	1.05	BDL*	22.86	22.32	39.29	29.53
6	19/04/2019	79.86	45.21	BDL*	BDL*	BDL*	BDL*	0.32	BDL*	49.24	15.65	31.64	25.60
7	23/04/2019	92.66	54.20	BDL*	BDL*	BDL*	BDL*	0.53	BDL*	34.20	24.50	29.27	18.38
8	26/04/2019	80.47	43.35	0.52	BDL*	2.64	10.14	0.63	BDL*	38.83	16.82	32.60	27.65
9	30/04/2019	75.78	34.26	BDL*	BDL*	BDL*	BDL*	0.82	BDL*	25.63	19.31	37.57	16.82
10	03/05/2019	92.61	48.58	BDL*	BDL*	BDL*	BDL*	0.74	BDL*	19.31	22.54	31.59	14.87
11	07/05/2019	86.42	43.55	0.56	BDL*	2.84	10.64	0.84	BDL*	23.33	16.58	38.71	22.51
12	10/05/2019	76.59	40.34	BDL*	BDL*	BDL*	10.17	0.48	BDL*	31.61	14.33	25.32	16.72
13	14/05/2019	95.32	36.78	BDL*	BDL*	BDL*	BDL*	0.58	BDL*	37.26	8.19	37.38	18.62
14	17/05/2019	68.30	27.62	BDL*	BDL*	BDL*	BDL*	0.64	BDL*	28.32	17.38	34.30	24.72
15	21/05/2019	91.49	39.30	0.62	BDL*	2.62	10.80	0.69	BDL*	44.24	18.69	36.52	26.76
16	24/05/2019	78.61	34.27	BDL*	BDL*	BDL*	BDL*	0.87	BDL*	36.58	15.30	42.44	27.44
17	28/05/2019	93.57	52.47	BDL*	BDL*	2.36	BDL*	0.94	BDL*	29.63	11.66	27.62	17.82
18	31/05/2019	88.59	44.60	0.70	BDL*	2.55	10.57	0.56	BDL*	47.25	24.23	35.84	20.84
19	04/06/2019	82.51	49.25	0.56	BDL*	2.26	10.67	0.24	BDL*	41.20	17.66	35.66	16.56
20	07/06/2019	93.68	39.16	0.65	BDL*	2.62	10.53	0.65	BDL*	21.58	14.19	27.56	19.21
21	11/06/2019	85.59	44.66	BDL*	BDL*	BDL*	BDL*	0.80	BDL*	32.60	21.54	38.38	21.56
22	14/06/2019	90.34	53.64	0.84	BDL*	2.46	10.48	0.71	BDL*	36.89	18.60	29.68	20.27
23	18/06/2019	62.48	29.78	BDL*	BDL*	BDL*	BDL*	0.58	BDL*	29.76	15.13	32.39	23.48
24	21/06/2019	73.62	43.65	BDL*	BDL*	BDL*	BDL*	0.42	BDL*	37.68	19.20	30.27	18.57
25	25/06/2019	80.18	40.40	BDL*	BDL*	BDL*	BDL*	0.26	BDL*	42.34	20.67	36.86	26.35
26	28/06/2019	71.34	32.76	BDL*	BDL*	BDL*	BDL*	0.44	BDL*	24.68	22.66	40.25	13.36
27	02/07/2019	84.68	50.43	0.60	BDL*	2.36	10.36	0.81	BDL*	42.50	15.40	34.61	24.40


Authorized Signatory

● FSSAI Approved Lab ● Recognised by MoEF, New Delhi Under Sec. 12 of Environmental (Protection) Act-1986 ● GPCB approved schedule II auditor ● ISO 14001 : 2004 ● OHSAS 18001 : 2007 ● ISO 9001 : 2008

"Pollucon House", Plot No.5/6, Opp.Balaji Industrial Society, Old Shantinath Silk Mill Lane, Near Gaytri Farsan Mart, Navjivan Circle, Udhana Magdalla Road, Surat-395007, Gujarat, India.

Phone : 0261-2635750, 0261-2635751, 0261-2635775, 07016605174, WEB: www.polluconlab.com, E. mail: pollucon@gmail.com, info@polluconlab.com

28	05/07/2019	72.77	38.42	BDL*	BDL*	BDL*	BDL*	0.54	BDL*	54.56	23.58	30.31	18.58
29	09/07/2019	82.51	42.66	0.52	BDL*	2.54	10.28	0.65	BDL*	35.57	17.54	37.44	27.70
30	12/07/2019	76.44	37.31	BDL*	BDL*	BDL*	BDL*	0.85	BDL*	28.34	14.60	33.46	25.40
31	16/07/2019	91.55	48.64	0.65	BDL*	2.76	10.69	0.78	BDL*	33.41	11.82	43.50	21.85
32	19/07/2019	86.38	36.61	BDL*	BDL*	BDL*	BDL*	0.52	BDL*	50.34	9.59	39.29	24.05
33	23/07/2019	75.30	46.29	0.74	BDL*	2.65	10.57	0.17	BDL*	35.45	19.66	35.46	15.35
34	26/07/2019	55.46	23.62	BDL*	BDL*	BDL*	BDL*	0.27	BDL*	39.19	26.29	32.84	22.37
35	30/07/2019	65.69	25.62	BDL*	BDL*	BDL*	BDL*	0.66	BDL*	52.75	20.51	38.46	26.75
36	02/08/2019	79.21	46.84	BDL*	BDL*	BDL*	BDL*	0.53	BDL*	31.50	18.40	33.85	26.36
37	06/08/2019	84.34	47.55	BDL*	BDL*	BDL*	BDL*	0.44	BDL*	24.61	16.35	29.57	24.56
38	09/08/2019	73.50	45.39	0.62	BDL*	2.16	10.17	0.58	BDL*	34.27	14.88	36.29	17.51
39	13/08/2019	64.58	34.75	BDL*	BDL*	BDL*	BDL*	0.65	BDL*	29.42	19.33	39.28	22.44
40	16/08/2019	77.56	40.21	BDL*	BDL*	BDL*	BDL*	0.62	BDL*	37.24	22.68	35.64	25.36
41	20/08/2019	88.32	50.28	0.64	BDL*	2.37	10.57	0.79	BDL*	43.48	20.32	38.40	27.60
42	23/08/2019	74.34	39.20	BDL*	BDL*	BDL*	BDL*	0.63	BDL*	22.46	17.54	41.21	21.54
43	27/08/2019	81.52	48.56	BDL*	BDL*	BDL*	BDL*	0.76	BDL*	16.84	15.69	37.56	19.47
44	30/08/2019	76.84	36.24	BDL*	BDL*	BDL*	BDL*	0.33	BDL*	27.84	21.65	32.53	16.58
45	03/09/2019	72.67	47.54	BDL*	BDL*	BDL*	BDL*	0.74	BDL*	39.59	11.83	35.52	18.43
46	06/09/2019	53.75	36.43	BDL*	BDL*	BDL*	BDL*	0.82	BDL*	44.21	19.20	40.26	21.66
47	10/09/2019	68.46	34.81	0.76	BDL*	2.64	10.33	0.36	BDL*	33.47	24.20	34.22	19.79
48	13/09/2019	59.76	26.39	BDL*	BDL*	BDL*	BDL*	0.44	BDL*	25.77	16.25	23.51	29.51
49	17/09/2019	81.36	38.43	0.65	BDL*	2.75	10.13	0.38	BDL*	27.62	9.28	36.49	27.53
50	20/09/2019	66.59	33.13	BDL*	BDL*	BDL*	BDL*	0.39	BDL*	46.24	18.34	32.58	17.58
51	24/09/2019	79.37	42.35	BDL*	BDL*	BDL*	BDL*	0.58	BDL*	38.30	14.48	37.51	26.26
52	27/09/2019	86.41	39.54	0.68	BDL*	2.12	10.13	0.81	BDL*	24.87	17.61	33.82	23.89

Observation: Above given Result are within the norms Specified Limit as per CPCB Notification NoB-29016/20/90/PCI-I Dt: 18/11/2009 National Ambient Air Quality Standards, New Delhi, for 24 hourly or 8 hourly or 1 hourly monitored values

Note: BDL*: Below Detection Limit, Minimum Detection Limit, Ozone as O₃: 10 µg/m³, Lead as Pb: 0.5 µg/m³, Carbon Monoxide as CO: 0.01 mg/m³, Ammonia NH₃: 10 µg/m³, Benzene as C₆H₆: 2 µg/m³, Benzo (a) Pyrene (BaP) - Particulate Phase only: 0.5 ng/m³, Arsenic as As: 2 ng/m³, Nickel as Ni: 10 ng/m³



Authorized Signatory

● FSSAI Approved Lab ● Recognised by MoEF, New Delhi Under Sec. 12 of Environmental (Protection) Act-1986 ● GPCB approved schedule II auditor ● ISO 14001 : 2004 ● OHSAS 18001 : 2007 ● ISO 9001 : 2008

"Pollucon House", Plot No.5/6, Opp.Balaji Industrial Society, Old Shantinath Silk Mill Lane, Near Gaytri Farsan Mart, Navjivan Circle, Udhana Magdalla Road, Surat-395007, Gujarat, India.

Phone : 0261-2635750, 0261-2635751, 0261-2635775, 07016605174, WEB: www.polluconlab.com, E. mail: pollucon@gmail.com, info@polluconlab.com



3B. GROUND WATER LEVEL & QUALITY ANALYSIS (PIEZOMETERS) MONITORING: -

Table- 1: Ground Water Level & Quality Analysis (Pizometer) Results for the period: April-19 to September-19

3B.1 Near Sub Station-7B

SR. NO.	TEST PARAMETER	UNIT	OBSERVATION					
			April-19	May-19	June-19	July-19	Aug-19	Sep-19
			26/04/19	28/05/19	28/06/19	27/07/19	29/08/19	27/09/19
1	Temperature	°C	32	31.6	31.8	30	29.9	30.2
2	pH	--	7.31	7.85	7.96	7.57	7.37	8.12
3	Total Dissolved Solids	mg/L	2024	1968	2040	1984	1684	1536
4	Salinity	ppt	0.65	1.08	1.15	1.12	1.06	0.87
5	Chloride as Cl	mg/L	610	599	640	620	590	539
6	Depth of Water Level from Ground Level	meter	2.1	2	2.5	2.3	2.2	1.5
7	Status of Tide	--	High Tide	High Tide	High Tide	High Tide	High Tide	High Tide

3B.2 Near QHSE Office

SR. NO.	TEST PARAMETER	UNIT	OBSERVATION					
			April-19	May-19	June-19	July-19	Aug-19	Sep-19
			26/04/19	28/05/19	28/06/19	27/07/19	29/08/19	27/09/19
1	Temperature	°C	31.9	31.4	31.1	30	30	30.6
2	pH	--	7.36	7.96	7.92	7.42	7.49	7.34
3	Total Dissolved Solids	mg/L	1785	1712	1870	1684	1306	1583
4	Salinity	ppt	0.35	0.59	0.63	0.65	0.63	0.59
5	Chloride as Cl	mg/L	249	330	349	362	350	389
6	Depth of Water Level from Ground Level	meter	2.1	2	2.5	2.4	2.5	1.6
7	Status of Tide	--	High Tide	High Tide	High Tide	High Tide	High Tide	High Tide

Authorized Signatory

- FSSAI Approved Lab
- Recognised by MoEF, New Delhi Under Sec. 12 of Environmental (Protection) Act-1986
- GPCB approved schedule II auditor
- ISO 14001 : 2004
- OHSAS 18001 : 2007
- ISO 9001 : 2008

"Pollucon House", Plot No.5/6, Opp.Balaji Industrial Society, Old Shantinath Silk Mill Lane, Near Gaytri Farsan Mart, Navjivan Circle, Udhana Magdalla Road, Surat-395007, Gujarat, India.

Phone : 0261-2635750, 0261-2635751, 0261-2635775, 07016605174, WEB: www.polluconlab.com, E. mail: pollucon@gmail.com, info@polluconlab.com

3C. SEA WATER (SURFACE & BOTTOM) QUALITY ANALYSIS MONITORING:-
Table No.: 3C.1 - Sea Water (Surface & Bottom) Quality Analysis Results of sea water south side for the period: April 2019 to September 2019:-

Sr. N O.	TEST PARAMETERS	UNIT	RESULTS OF SEA WATER QUALITY ANALYSIS SEA WATER SOUTH SIDE											
			APRIL-19		MAY-19		JUNE-19		JULY-19		AUG-19		SEP-19	
			26/04/2019		28/05/2019		28/06/2019		27/07/2019		29/08/2019		27/09/2019	
		Surface	Bottom	Surface	Bottom	Surface	Bottom	Surface	Bottom	Surface	Bottom	Surface	Bottom	
1	pH	--	8.15	8.1	8.15	8.07	8.24	8.12	8.17	8.1	8.09	7.95	8.17	8.1
2	Temperature	°C	30.7	30.2	31.3	31	31	29.7	30.4	29.8	29.1	29.3	29.4	28.9
3	Total Suspended Solids	mg/L	310	329	370	404	412	438	392	413	324	338	384	407
4	BOD (3 Days @ 27 °C)	mg/L	6.4	BDL*	3.6	BDL*	3.2	BDL*	3	BDL*	BDL*	BDL*	BDL*	BDL*
5	Dissolved Oxygen	mg/L	6.1	5.9	5.8	5.4	6	5.5	5.9	5.6	6.1	5.9	6	5.8
6	Salinity	ppt	31.5	31.8	32.6	32.9	31.6	31.5	31.5	31.3	29.8	30.3	29.6	30.1
7	Oil & Grease	mg/L	BDL*	BDL*	BDL*	BDL*	BDL*	BDL*	BDL*	BDL*	BDL*	BDL*	BDL*	BDL*
8	Nitrate as NO ₃	µmo/l/L	4.53	3.52	2.64	3.42	2.08	2.33	1.96	2.14	1.74	1.56	1.57	1.83
9	Nitrite as NO ₂	µmo/l/L	1.38	1.15	1.08	1.01	0.8	0.74	0.51	0.63	0.32	0.41	0.27	0.18
10	Ammonical Nitrogen NH ₃	µmo/l/L	2.21	1.87	1.72	1.84	1.44	1.79	1.32	1.57	1.12	1.26	1.04	1.2
11	Phosphates as PO ₄	µmo/l/L	3.31	2.94	3.83	4.1	4.26	4.29	3.7	3.92	2.74	2.89	2.53	2.76
12	Total Nitrogen	µmo/l/L	8.11	6.54	5.43	6.27	4.32	4.86	3.79	4.34	3.18	3.23	2.88	3.21
13	Petroleum Hydrocarbon	µg/L	17.2	BDL*	12.6	BDL*	BDL*	BDL*	BDL*	BDL*	BDL*	BDL*	BDL*	BDL*
14	Total Dissolved Solids	mg/L	37189	38546	36120	36398	33398	33258	33506	33294	32916	33197	32709	32519
15	COD	mg/L	21.4	BDL*	12.2	BDL*	12.6	BDL*	11.4	BDL*	9.4	BDL*	11.6	BDL*
A Flora and Fauna														
16.1	Primary Productivity	mgC/L/day	4.72	3.15	5.85	4.61	7.65	6.52	7.2	6.3	7.87	7.42	7	5.26
B Phytoplankton														
17.1	Chlorophyll	mg/m ³	3.47	2.35	3.74	2.62	3.36	2.72	2.94	2.83	2.88	2.4	2.67	2.51
17.2	Phaeophytin	mg/m ³	1.76	2.7	1.5	2.32	1.38	2.17	1.7	1.69	2.42	2.08	1.97	2.01
17.3	Cell Count	Unit x 10 ³ /L	142	70	124	62	130	56	142	76	158	66	136	48
17.4	Name of Group Number and name of group species of each group	--	Nitzschi a sp. Coscinodiscus sp. Rhizosolenia sp. Thalassionema sp.	Navicul a Sp. Thalassionema sp. -- --	Nitzschi a sp. Coscinodiscus sp. Asterionella sp. Thalassionema sp.	Navicul a sp. Asterionella sp. Nitzschi a sp.	Nitzschi a sp. Spirogyra sp. Coscinodiscus sp. Navicul a sp.	Nitzschi a sp. Surirella sp. Navicul a sp.	Thalassiosira sp. Biddulphia sp. Nitzschi a sp. Coscinodiscus sp.	Navicul a sp. Rhizosolenia sp. Navicul a sp. --	Coscinodiscus sp. Nitzschi a sp. Scenedesmus sp. Cerati um sp.	Navicul a sp. Fragillaria sp. Rhizosolenia sp. --	Nitzschi a sp. Scenedesmus sp. Closterium sp. Navicul a sp.	Navicul a sp. Synedra sp. Spirogyra sp. --

Continue...


Authorized Signatory

● FSSAI Approved Lab ● Recognised by MoEF, New Delhi Under Sec. 12 of Environmental (Protection) Act-1986 ● GPCB approved schedule II auditor ● ISO 14001 : 2004 ● OHSAS 18001 : 2007 ● ISO 9001 : 2008

"Pollucon House", Plot No.5/6, Opp.Balaji Industrial Society, Old Shantinath Silk Mill Lane, Near Gaytri Farsan Mart, Navjivan Circle, Udhana Magdalla Road, Surat-395007, Gujarat, India.

Phone : 0261-2635750, 0261-2635751, 0261-2635775, 07016605174, WEB: www.polluconlab.com, E. mail: pollucon@gmail.com, info@polluconlab.com

Sr. NO.	TEST PARAMETERS	UNIT	RESULTS OF SEA WATER QUALITY ANALYSIS SEA WATER SOUTH SIDE					
			APRIL-19	MAY-19	JUNE-19	JULY-19	AUG-19	SEP-19
			26/04/2019	28/05/2019	28/06/2019	27/07/2019	29/08/2019	27/09/2019
			South Side	South Side	South Side	South Side	South Side	South Side
C	Zooplanktons							
18.1	Abundance (Population)	noX10 ³ / 100m ³	44	46	54	40	46	31
18.2	Name of Group Number and name of group species of each group	--	Decapods Mysides Polychaetes	Naupilus larve Cyclops Polychaetes	Ostracods Polychaetes Cyclops	Cyclops Polychaetes Bivalves	Polychaetes Bivalves Nematodes	Nauplius larvae Ostracods Cyclops
18.3	Total Biomass	ml/100 m ³	1.45	1.35	1.6	1.4	1.55	1.2
D	Microbiological Parameters							
19.1	Total Bacterial Count	CFU/ml	1800	1700	1720	1840	1780	1750
19.2	Total Coliform	/ml	Absent	Absent	Absent	Absent	Absent	Absent
19.3	E.coli	/ml	Absent	Absent	Absent	Absent	Absent	Absent
19.4	Enterococcus species	/ml	Absent	Absent	Absent	Absent	Absent	Absent
19.5	Salmonella species	/ml	Absent	Absent	Absent	Absent	Absent	Absent
19.6	Shigella species	/ml	Absent	Absent	Absent	Absent	Absent	Absent
19.7	Vibrio species	/ml	Absent	Absent	Absent	Absent	Absent	Absent

BDL* - Below Detection Limit

Observation: From the above results it is concluded that there is No Significant Changes in the Quality of Sea Water.



Authorized Signatory

● FSSAI Approved Lab ● Recognised by MoEF, New Delhi Under Sec. 12 of Environmental (Protection) Act-1986 ● GPCB approved schedule II auditor ● ISO 14001 : 2004 ● OHSAS 18001 : 2007 ● ISO 9001 : 2008

"Pollucon House", Plot No.5/6, Opp.Balaji Industrial Society, Old Shantinath Silk Mill Lane, Near Gaytri Farsan Mart, Navjivan Circle, Udhana Magdalla Road, Surat-395007, Gujarat, India.

Phone : 0261-2635750, 0261-2635751, 0261-2635775, 07016605174, WEB: www.polluconlab.com, E. mail: pollucon@gmail.com, info@polluconlab.com

Table No.: 3C.2 - Sea Water (Surface & Bottom) Quality Analysis Results of Sea Water North Side for the period: April 2019 to September 2019:-

SR. NO	TEST PARAMETERS	UNIT	RESULTS OF SEA WATER QUALITY ANALYSIS NORTH SIDE											
			APRIL-19		MAY-19		JUNE-19		JULY-19		AUG-19		SEP-19	
			26/04/2019	28/05/2019	28/06/2019	27/07/2019	29/08/2019	27/09/2019						
		Surface	Bottom	Surface	Bottom	Surface	Bottom	Surface	Bottom	Surface	Bottom	Surface	Bottom	
1	pH	--	8.13	8.06	8.18	8.1	8.26	8.1	8.19	8.12	8.1	7.98	8.16	8.09
2	Temperature	°C	30.7	30.3	31.3	31.1	31	29.8	30.4	29.9	29.1	29.3	29.5	29
3	Total Suspended Solids	mg/L	324	340	369	398	408	430	380	403	320	335	376	394
4	BOD (3 Days @ 27 °C)	mg/L	5.8	BDL*	4.1	BDL*	3.6	BDL*	3.2	BDL*	BDL*	BDL*	BDL*	BDL*
5	Dissolved Oxygen	mg/L	6.2	6	6.4	5.6	6	5.4	5.9	5.5	6	5.9	6	5.8
6	Salinity	ppt	31.6	31.9	32.6	32.8	31.9	31.5	31.6	31.3	29.8	30.4	29.3	30
7	Oil & Grease	mg/L	BDL*	BDL*	BDL*	BDL*	BDL*	BDL*	BDL*	BDL*	BDL*	BDL*	BDL*	BDL*
8	Nitrate as NO ₃	µmol/L	4.78	3.27	2.9	3.65	2.04	2.39	1.94	2.1	1.78	1.59	1.64	1.8
9	Nitrite as NO ₂	µmol/L	1.29	1.05	1.1	1.14	0.83	0.7	0.55	0.68	0.3	0.38	0.31	0.2
10	Ammonical Nitrogen as NH ₃	µmol/L	2.26	1.9	1.66	1.78	1.4	1.73	1.36	1.54	1.16	1.3	1.06	1.18
11	Phosphates as PO ₄	µmol/L	3.21	2.62	3.91	4.23	4.3	4.5	3.72	3.9	3.12	3.34	2.46	2.7
12	Total Nitrogen	µmol/L	8.33	6.21	5.66	6.56	4.27	4.82	3.85	4.32	3.24	3.27	3.01	3.18
13	Petroleum Hydrocarbon	µg/L	15.2	BDL*	13.3	BDL*	BDL*	BDL*	BDL*	BDL*	BDL*	BDL*	BDL*	BDL*
14	Total Dissolved Solids	mg/L	37194	37634	36248	36270	33530	33240	33498	33210	32972	33314	32617	32974
15	COD	mg/L	21	BDL*	18	BDL*	13.3	BDL*	11.6	BDL*	9.62	BDL*	9.2	BDL*
A Flora and Fauna														
16.1	Primary Productivity	mgC/L/day	4.95	2.92	5.17	3.82	7.42	6.07	7.87	6.75	7.76	7	7.3	5.7
B Phytoplankton														
17.1	Chlorophyll	mg/m ³	3.36	2.5	3.25	2.67	3.52	3.04	2.72	2.4	2.61	2.56	2.34	2.29
17.2	Phaeophytin	mg/m ³	1.61	2.42	1.79	2.41	1.41	1.59	1.69	2.23	2.32	2.37	2.29	2.49
17.3	Cell Count	Unit x 10 ³ /L	138	62	130	56	124	62	138	68	152	74	126	46
17.4	Name of Group Number and name of group species of each group	--	Nitzschia sp. Navicula sp. Cymbella sp. Pleurosigma sp.	Navicula sp. Fragillaria sp. -- --	Navicula sp. Coscinodiscus sp. Thalassiosira sp. Nitzschia sp.	Nitzschia sp. Navicula sp. Cyclotella sp. --	Nitzschia sp. Coscinodiscus sp. Asterionella sp. Cyclotella sp.	Navicula sp. Nitzschia sp. Synedra sp. --	Navicula sp. Thalassiosira sp. Nitzschia sp. Coscinodiscus sp.	Navicula sp. Nitzschia sp. Rhizosolenia sp. --	Rhizosolenia sp. Navicula sp. Skeletonektonema sp. Thalassiosira sp.	Thalassiosira sp. Navicula sp. Coscinodiscus sp. --	Nitzschia sp. Scenedesmus sp. Navicula sp. Cyclotella sp.	Fragillaria sp. Navicula sp. Nitzschia sp. --

Continue...


Authorized Signatory

● FSSAI Approved Lab ● Recognised by MoEF, New Delhi Under Sec. 12 of Environmental (Protection) Act-1986 ● GPCB approved schedule II auditor ● ISO 14001 : 2004 ● OHSAS 18001 : 2007 ● ISO 9001 : 2008

"Pollucon House", Plot No.5/6, Opp.Balaji Industrial Society, Old Shantinath Silk Mill Lane, Near Gaytri Farsan Mart, Navjivan Circle, Udhana Magdalla Road, Surat-395007, Gujarat, India.

Phone : 0261-2635750, 0261-2635751, 0261-2635775, 07016605174, WEB: www.polluconlab.com, E. mail: pollucon@gmail.com, info@polluconlab.com

Sr. NO.	TEST PARAMETERS	UNIT	RESULTS OF SEA WATER QUALITY ANALYSIS NORTH SIDE					
			APRIL-19	MAY-19	JUNE-19	JULY-19	AUG-19	SEP-19
			26/04/2019	28/05/2019	28/06/2019	27/07/2019	29/08/2019	27/09/2019
			North Side	North Side	North Side	North Side	North Side	North Side
C	Zooplanktons							
18.1	Abundance (Population)	noX10 ³ / 100m ³	48	52	57	41	45	31
18.2	Name of Group Number and name of group species of each group	--	Nauplius larvae Ostracods Polychaetes	Polychaetes Nauplius larvae	Ostracods Nauplius larvae	Polychaetes Bivalves Ostracods	Polychaetes Ostracods Nematodes	Nauplius larvae Polychaetes Ostracods
18.3	Total Biomass	ml/100 m ³	1.6	1.45	1.55	1.45	1.65	1.25
D	Microbiological Parameters							
19.1	Total Bacterial Count	CFU/ml	1760	1780	1840	1800	940	980
19.2	Total Coliform	/ml	Absent	Absent	Absent	Absent	Absent	Absent
19.3	E.coli	/ml	Absent	Absent	Absent	Absent	Absent	Absent
19.4	Enterococcus species	/ml	Absent	Absent	Absent	Absent	Absent	Absent
19.5	Salmonella species	/ml	Absent	Absent	Absent	Absent	Absent	Absent
19.6	Shigella species	/ml	Absent	Absent	Absent	Absent	Absent	Absent
19.7	Vibrio species	/ml	Absent	Absent	Absent	Absent	Absent	Absent

BDL* - Below Detection Limit

Observation: From the above results it is concluded that there is No Significant Changes in the Quality of Sea Water.



Authorized Signatory

- FSSAI Approved Lab
- Recognised by MoEF, New Delhi Under Sec. 12 of Environmental (Protection) Act-1986
- GPCB approved schedule II auditor
- ISO 14001 : 2004
- OHSAS 18001 : 2007
- ISO 9001 : 2008

"Pollucon House", Plot No.5/6, Opp.Balaji Industrial Society, Old Shantinath Silk Mill Lane, Near Gaytri Farsan Mart, Navjivan Circle, Udhana Magdalla Road, Surat-395007, Gujarat, India.

Phone : 0261-2635750, 0261-2635751, 0261-2635775, 07016605174, WEB: www.polluconlab.com, E. mail: pollucon@gmail.com, info@polluconlab.com

3D. SEA SEDIMENT QUALITY ANALYSIS MONITORING: -
Table -Sea Sediment Quality Analysis (South Side) Results for the period: April 2019 to September 2019

Sr. No	PARAMETERS	UNIT	APRIL-19	MAY-19	JUNE-19	JULY-19	AUG-19	SEP-19
			26/04/19	28/05/19	28/06/19	27/07/19	29/08/19	27/09/19
1	Organic Matter	%	0.67	0.53	0.42	0.72	0.64	0.75
2	Phosphorus as P	µg/g	584	634	563	460	523	554
3	Texture	--	Sandy	Sandy	Sandy	Sandy	Sandy	Sandy
4	Petroleum Hydrocarbon	µg/g	BDL*	BDL*	BDL*	BDL*	BDL*	BDL*
5	Heavy Metals							
5.1	Aluminum as Al	%	4.7	4.92	4.5	4.86	4.75	4.67
5.2	Total Chromium as Cr ⁺³	µg/g	150	112	163	204	183	175
5.3	Manganese as Mn	µg/g	1136	1043	1103	1383	1026	978
5.4	Iron as Fe	%	4.92	4.72	4.8	5.12	4.98	5.2
5.5	Nickel as Ni	µg/g	18.6	34	29	31.3	21.4	25
5.6	Copper as Cu	µg/g	31.4	27	32	40.9	33.2	46
5.7	Zinc as Zn	µg/g	178	156	126	110	184	209
5.8	Lead as Pb	µg/g	1.94	1.42	2.18	1.39	1.26	2
5.9	Mercury as Hg	µg/g	BDL*	BDL*	BDL*	BDL*	BDL*	BDL*
6	Benthic Organisms							
6.1	Macrobenthos (No and name of groups present, No and name of species of each group present)	-	Polychaetes	Polychaetes Gastropods	Molluscans Echinoderms	Echinoderms Crustaceans	Polychaetes Decapods	Polychaetes Horpacticoid s Oligochates
6.2	MeioBenthos (No and name of groups present, No and name of species of each group present)	--	Nematodes	Nematodes Foraminifera ns	Nematodes	Chaetognath es	Foraminifera ns	Nematodes
6.3	Population	no/m ²	735	706	792	616	557	704

BDL* - Below Detection Limit

Observation: From the above results it is concluded that there is No Significant Changes in the Quality of Sea Sediment.


Authorized Signatory

● FSSAI Approved Lab ● Recognised by MoEF, New Delhi Under Sec. 12 of Environmental (Protection) Act-1986 ● GPCB approved schedule II auditor ● ISO 14001 : 2004 ● OHSAS 18001 : 2007 ● ISO 9001 : 2008

"Pollucon House", Plot No.5/6, Opp.Balaji Industrial Society, Old Shantinath Silk Mill Lane, Near Gaytri Farsan Mart, Navjivan Circle, Udhana Magdalla Road, Surat-395007, Gujarat, India.

Phone : 0261-2635750, 0261-2635751, 0261-2635775, 07016605174, WEB: www.polluconlab.com, E. mail: pollucon@gmail.com, info@polluconlab.com



3D. SEA SEDIMENT QUALITY ANALYSIS MONITORING: -

Table -Sea Sediment Quality Analysis Results (North Side) for the period: April-19 to Sep-2019:-

Sr. No..	PARAMETERS	UNIT	APRIL-19	MAY-19	JUNE-19	JULY-19	AUG-19	SEP-19
			26/04/19	28/05/19	28/06/19	27/07/19	29/08/19	27/09/19
1	Organic Matter	%	0.69	0.62	0.44	0.71	0.61	0.73
2	Phosphorus as P	mg/kg	524	603	550	452	498	546
3	Texture	--	Sandy	Sandy	Sandy	Sandy	Sandy	Sandy
4	Petroleum Hydrocarbon	mg/kg	BDL*	BDL*	BDL*	BDL*	BDL*	BDL*
5	Heavy Metals							
5.1	Aluminum as Al	%	4.82	5.1	4.92	4.8	4.22	4.57
5.2	Total Chromium as Cr ⁺³	mg/kg	130	148	155	214	196	184
5.3	Manganese as Mn	mg/kg	1104	1068	1160	1373	1043	990
5.4	Iron as Fe	%	4.96	4.76	4.81	5.1	4.1	5.19
5.5	Nickel as Ni	mg/kg	19.7	28	32	29.8	22.8	27
5.6	Copper as Cu	mg/kg	26.9	25	18	33.6	25.4	40
5.7	Zinc as Zn	mg/kg	163	170	192	117	164	211
5.8	Lead as Pb	mg/kg	1.84	1.3	1	1.3	1.58	1.94
5.9	Mercury as Hg	mg/kg	BDL*	BDL*	BDL*	BDL*	BDL*	BDL*
6	Benthic Organisms							
6.1	Macrobenthos (No and name of groups present, No and name of species of each group present)	--	Polychaetes Decapods	Polychaetes Molluscans	Molluscans Bivalves	Echinoderms Polychaete worms	Polychaetes Bivalves Decapods	Polychaetes Oligochates
6.2	MeioBenthos (No and name of groups present, No and name of species of each group present)	--	Nematodes	Nematodes	Foraminifera ns Nematodes	Nematodes	Hydrozoa	Nematodes
6.3	Population	no/m ²	706	676	853	645	587	674

BDL* - Below Detection Limit

Observation: From the above results it is concluded that there is No Significant Changes in the Quality of Sea Sediment.

Authorized Signatory

- FSSAI Approved Lab
- Recognised by MoEF, New Delhi Under Sec. 12 of Environmental (Protection) Act-1986
- GPCB approved schedule II auditor
- ISO 14001 : 2004
- OHSAS 18001 : 2007
- ISO 9001 : 2008

"Pollucon House", Plot No.5/6, Opp.Balaji Industrial Society, Old Shantinath Silk Mill Lane, Near Gaytri Farsan Mart, Navjivan Circle,Udhana Magdalla Road, Surat-395007, Gujarat, India.

Phone : 0261-2635750, 0261-2635751, 0261-2635775, 07016605174, WEB: www.polluconlab.com, E. mail: pollucon@gmail.com, info@polluconlab.com

3E. DUMP POND WATER QUALITY ANALYSIS MONITORING: -
Table - Dump Pond Water Quality Analysis Results for the period: April-19 to September-19

Date			May-19	August-19
			28/05/2019	29/08/2019
Sr. No.	Test Parameters	Unit	Dump Pond Discharge -J3	Dump Pond (Near Rajiv Gandhi Statue)
1.	pH	--	8.49	8.1
2.	Total Dissolved Solids	mg/L	1594	1368
3.	Total Suspended Solids	mg/L	28	35
4.	Turbidity	NTU	3.6	3.14
5.	BOD (3 Days @ 27 °C)	mg/L	14	12
6.	Dissolved Oxygen	mg/L	6	6.1
7.	COD	mg/L	60	52
8.	Salinity	ppt	0.25	0.23
9.	Oil & Grease	mg/L	BDL*	BDL*
10.	Total Hardness as CaCO ₃	mg/L	612	574
11.	Fluoride as F	mg/L	0.45	0.34
12.	Chloride as Cl	mg/L	139	127
13.	Zinc as Zn	mg/L	0.21	0.17
14.	Cadmium as Cd	mg/L	BDL*	BDL*
15.	Lead as Pb	mg/L	BDL*	BDL*
16.	Mercury as Hg	mg/L	BDL*	BDL*

BDL*: Below Detection Limit

Observation: From the above results it is concluded that there is No Significant Changes in the Quality of Dump Pond Discharge Water.



 Authorized Signatory

● FSSAI Approved Lab ● Recognised by MoEF, New Delhi Under Sec. 12 of Environmental (Protection) Act-1986 ● GPCB approved schedule II auditor ● ISO 14001 : 2004 ● OHSAS 18001 : 2007 ● ISO 9001 : 2008

"Pollucon House", Plot No.5/6, Opp.Balaji Industrial Society, Old Shantinath Silk Mill Lane, Near Gaytri Farsan Mart, Navjivan Circle, Udhana Magdalla Road, Surat-395007, Gujarat, India.

Phone : 0261-2635750, 0261-2635751, 0261-2635775, 07016605174, WEB: www.polluconlab.com, E. mail: pollucon@gmail.com, info@polluconlab.com

3F. STP TREATED WATER QUALITY ANALYSIS MONITORING: -
TABLE - STP TREATED WATER QUALITY ANALYSIS RESULTS FOR THE PERIOD: APRIL-19 TO SEPTEMBER-19

SR. NO.	TEST PARAMETERS	UNIT	STP Treated Water Quality Analysis Results					
			April-19	May-19	June-19	July-19	Aug-19	Sep-19
			26/04/19	28/05/19	28/06/19	27/07/19	29/08/19	27/09/19
1.	pH	--	7.16	7.25	7.32	7.41	7.52	7.63
2.	Total Suspended Solids	mg/L	24	16	20	17	14	17
3.	BOD (3 Days @ 27 °C)	mg/L	19	16	11	14	18	13
4.	Residual Free Chlorine	mg/L	0.6	0.8	0.6	0.8	0.6	0.8
5.	Oil & Grease	mg/L	5.2	3.6	2.6	2.4	2.2	2.7

Observation: From the above results it is concluded that there is No Significant Changes in the Quality of STP Treated Water.



Authorized Signatory

● FSSAI Approved Lab ● Recognised by MoEF, New Delhi Under Sec. 12 of Environmental (Protection) Act-1986 ● GPCB approved schedule II auditor ● ISO 14001 : 2004 ● OHSAS 18001 : 2007 ● ISO 9001 : 2008

"Pollucon House", Plot No.5/6, Opp.Balaji Industrial Society, Old Shantinath Silk Mill Lane, Near Gaytri Farsan Mart, Navjivan Circle, Udhana Magdalla Road, Surat-395007, Gujarat, India.

Phone : 0261-2635750, 0261-2635751, 0261-2635775, 07016605174, WEB: www.polluconlab.com, E. mail: pollucon@gmail.com, info@polluconlab.com



3G. AMBIENT NOISE LEVEL MONITORING: -

Tables - 1 - Behind QHSE Office Ambient Noise Level Monitoring Results during the Day Time and Night Time in dB(A) Leq for the period of April 2019 to September 2019

Sampling Location	1 - Behind QHSE Office					
	During Day Time - dB(A)Leq [#]					
Date of Monitoring	01/04/2019	01/05/2019	01/06/2019	01/07/2019	01/08/2019	02/09/2019
6:00-7:00	50.4	47.9	56.3	58.2	48.9	52.2
7:00-8:00	56.5	57.0	58.3	48.3	55.7	60.9
8:00-9:00	52.2	49.2	48.4	50.2	45.6	47.1
9:00-10:00	55.8	54.5	50.5	55.1	60.3	51.8
10:00-11:00	60.5	58.7	65.7	47.4	67.2	44.2
11:00-12:00	47.3	44.8	44.9	58.7	48.3	50.8
12:00-13:00	72.3	73.9	53.8	40.3	52.1	54.3
13:00-14:00	67.5	69.4	43.1	54.4	51.5	67.8
14:00-15:00	50.5	51.5	61.5	64.1	50.8	61.3
15:00-16:00	44.9	46.6	67.3	44.3	61.8	47.5
16:00-17:00	48.8	47.1	51.5	40.3	46.3	48.8
17:00-18:00	58.2	58.9	55.5	50.1	50.9	50.9
18:00-19:00	46.6	45.0	52.8	62.1	47.3	54.9
19:00-20:00	55.3	52.9	60.1	49.0	55.6	65.8
20:00-21:00	50.7	52.6	46.4	41.9	48.4	42.8
21:00-22:00	44.3	42.4	47.3	51.8	59.2	45.5

Sampling Location	1 - Behind QHSE Office					
	During Night Time - dB(A)Leq [#]					
Date of Monitoring	01/04/2019 & 02/04/2019	01/05/2019 & 02/05/2019	01/06/2019 & 02/06/2019	01/07/2019 & 02/07/2019	01/08/2019 & 02/08/2019	02/09/2019 & 03/09/2019
22:00-23:00	58.9	60.6	61.7	61.2	66.2	65.9
23:00-00:00	41.2	39.0	39.8	38.1	44.3	40.3
00:00-01:00	66.4	64.4	65.2	60.4	65.8	62.9
01:00-02:00	48.3	49.6	51.1	52.4	55.1	54.2
02:00-03:00	47.3	47.2	48.5	49.9	52.8	52.7
03:00-04:00	50.1	50.2	50.5	51.7	54.2	54.5
04:00-05:00	56.9	54.9	53.9	55.2	58.1	57.9
05:00-06:00	47.1	47.9	47.2	48.2	50.9	51.2

[#]dB(A) Leq. denotes the time weighted average of the level of sound in decibels on scale A which is relatable to human hearing. Day Time shall mean from 6:00 am to 10:00 pm and Night Time shall mean from 10:00 pm to 06:00 am.

Observation: Above given Results are within the specified norms as per The Noise Pollution (Regulation and Control) Rules 2000.

Authorized Signatory

- FSSAI Approved Lab
- Recognised by MoEF, New Delhi Under Sec. 12 of Environmental (Protection) Act-1986
- GPCB approved schedule II auditor
- ISO 14001 : 2004
- OHSAS 18001 : 2007
- ISO 9001 : 2008

"Pollucon House", Plot No.5/6, Opp.Balaji Industrial Society, Old Shantinath Silk Mill Lane, Near Gaytri Farsan Mart, Navjivan Circle, Udhana Magdalla Road, Surat-395007, Gujarat, India.

Phone : 0261-2635750, 0261-2635751, 0261-2635775, 07016605174, WEB: www.polluconlab.com, E. mail: pollucon@gmail.com, info@polluconlab.com

Tables -2 - PMC Office Back Side Ambient Noise Level Monitoring Results during the Day Time and Night Time in dB(A) Leq for the period of April 2019 to September 2019

Sampling Location	2 - PMC Office Back Side					
	During Day Time - dB(A)Leq [#]					
Date of Monitoring	02/04/2019	02/05/2019	03/06/2019	02/07/2019	02/08/2019	03/09/2019
6:00-7:00	60.3	59.2	51.8	55.4	53.2	70.1
7:00-8:00	51.3	52.0	55.6	60.8	57.1	68.4
8:00-9:00	48.9	49.0	60.0	46.0	50.1	51.3
9:00-10:00	52.5	51.0	70.3	47.9	68.7	55.1
10:00-11:00	47.9	49.4	48.5	53.5	48.1	50.4
11:00-12:00	41.6	41.9	44.1	68.9	55.5	61.6
12:00-13:00	50.6	52.3	60.3	52.7	50.6	44.6
13:00-14:00	57.1	57.5	66.2	42.0	57.3	48.1
14:00-15:00	45.9	45.2	58.1	56.5	49.1	54.4
15:00-16:00	60.6	61.3	41.9	67.7	55.8	57.0
16:00-17:00	48.6	49.5	48.3	57.9	60.6	60.2
17:00-18:00	45.7	44.2	52.1	54.5	45.9	45.6
18:00-19:00	58.4	59.0	55.2	50.9	44.6	65.4
19:00-20:00	65.8	66.8	62.1	47.1	58.9	58.1
20:00-21:00	57.2	57.6	44.5	51.7	49.8	46.2
21:00-22:00	49.3	51.3	51.1	44.0	53.8	62.1

Sampling Location	2 - PMC Office Back Side					
	During Night Time - dB(A)Leq [#]					
Date of Monitoring	02/04/2019 & 03/04/2019	02/05/2019 & 03/05/2019	03/06/2019 & 04/06/2019	02/07/2019 & 03/07/2019	02/08/2019 & 03/08/2019	03/09/2019 & 04/09/2019
22:00-23:00	40.1	37.8	37.3	50.2	52.7	52.8
23:00-00:00	51.5	50.6	50.3	51.4	54.9	39.5
00:00-01:00	55.6	56.2	56.2	57.3	60.1	60.2
01:00-02:00	48.0	49.5	48.8	49.9	52.6	50.3
02:00-03:00	61.5	61.3	60.7	62.1	65.6	64.8
03:00-04:00	64.6	63.6	63.3	64.5	67.3	67.2
04:00-05:00	50.8	49.8	49.9	50.9	53.8	53.8
05:00-06:00	44.1	43.5	44.6	40.8	43.6	56.3

[#]dB(A) Leq. denotes the time weighted average of the level of sound in decibels on scale A which is relatable to human hearing. Day Time shall mean from 6:00 am to 10:00 pm and Night Time shall mean from 10:00 pm to 06:00 am.

Observation: Above given Results are within the specified norms as per The Noise Pollution (Regulation and Control) Rules 2000.



Authorized Signatory

● FSSAI Approved Lab ● Recognised by MoEF, New Delhi Under Sec. 12 of Environmental (Protection) Act-1986 ● GPCB approved schedule II auditor ● ISO 14001 : 2004 ● OHSAS 18001 : 2007 ● ISO 9001 : 2008

"Pollucon House", Plot No.5/6, Opp.Balaji Industrial Society, Old Shantinath Silk Mill Lane, Near Gaytri Farsan Mart, Navjivan Circle, Udhana Magdalla Road, Surat-395007, Gujarat, India.

Phone : 0261-2635750, 0261-2635751, 0261-2635775, 07016605174, WEB: www.polluconlab.com, E. mail: pollucon@gmail.com, info@polluconlab.com

Tables - 3 - Sub Station - 6 Back Side Ambient Noise Level Monitoring Results during the Day Time and Night Time in dB(A)Leq for the period of April 2019 to September 2019

Sampling Location	3 - Sub Station - 6 Back Side					
	During Day Time - dB(A)Leq [#]					
Date of Monitoring	03/04/2019	03/05/2019	04/06/2019	03/07/2019	03/08/2019	04/09/2019
6:00-7:00	49.6	51.2	65.3	61.5	68.2	56.4
7:00-8:00	51.9	50.3	51.9	50.4	63.3	50.0
8:00-9:00	44.7	43.9	48.8	46.4	47.8	67.1
9:00-10:00	51.0	52.2	42.6	42.2	50.7	61.2
10:00-11:00	59.4	59.1	50.4	41.3	55.1	58.3
11:00-12:00	50.2	51.8	51.0	60.6	52.9	50.1
12:00-13:00	58.6	59.8	58.6	49.0	61.4	45.1
13:00-14:00	47.1	48.5	61.6	54.4	51.8	54.6
14:00-15:00	60.4	58.8	55.9	48.7	47.5	68.1
15:00-16:00	52.9	51.1	53.1	46.0	45.2	48.6
16:00-17:00	60.8	60.4	62.4	55.1	59.7	51.5
17:00-18:00	58.3	59.4	47.4	58.4	66.2	47.8
18:00-19:00	48.3	48.3	56.2	48.1	48.6	65.2
19:00-20:00	70.3	68.5	69.4	43.3	56.2	59.4
20:00-21:00	48.2	49.9	50.7	49.2	65.2	64.4
21:00-22:00	49.2	49.1	44.3	65.7	57.4	43.8

Sampling Location	3 - Sub Station - 6 Back Side					
	During Night Time - dB(A)Leq [#]					
Date of Monitoring	03/04/2019 & 04/04/2019	03/05/2019 & 04/05/2019	04/06/2019 & 05/06/2019	03/07/2019 & 04/07/2019	03/08/2019 & 04/08/2019	04/09/2019 & 05/09/2019
22:00-23:00	58.3	59.6	60.1	61.5	64.4	64.2
23:00-00:00	51.4	50.1	50.8	52.2	56.9	55.0
00:00-01:00	61.2	61.0	60.5	61.7	65.2	64.5
01:00-02:00	49.2	50.3	51.5	52.8	55.6	55.3
02:00-03:00	60.2	62.0	62.2	63.4	65.9	66.4
03:00-04:00	66.8	64.7	64.1	62.2	68.1	68.0
04:00-05:00	42.5	42.4	42.1	39.6	50.6	43.7
05:00-06:00	48.2	45.7	45.3	46.3	42.9	48.8

[#]dB(A) Leq. denotes the time weighted average of the level of sound in decibels on scale A which is relatable to human hearing. Day Time shall mean from 6:00 am to 10:00 pm and Night Time shall mean from 10:00 pm to 06:00 am.

Observation: Above given Results are within the specified norms as per The Noise Pollution (Regulation and Control) Rules 2000.



Authorized Signatory

● FSSAI Approved Lab ● Recognised by MoEF, New Delhi Under Sec. 12 of Environmental (Protection) Act-1986 ● GPCB approved schedule II auditor ● ISO 14001 : 2004 ● OHSAS 18001 : 2007 ● ISO 9001 : 2008

"Pollucon House", Plot No.5/6, Opp.Balaji Industrial Society, Old Shantinath Silk Mill Lane, Near Gaytri Farsan Mart, Navjivan Circle, Udhana Magdalla Road, Surat-395007, Gujarat, India.

Phone : 0261-2635750, 0261-2635751, 0261-2635775, 07016605174, WEB: www.polluconlab.com, E. mail: pollucon@gmail.com, info@polluconlab.com

Tables - 4 -Sub Station - 8 (Marine Building) Ambient Noise Level Monitoring Results during the Day Time and Night Time in dB(A) Leq for the period of April 2019 to September 2019

Sampling Location	4 -Sub Station - 8 (Marine Building)					
	During Day Time - dB(A)Leq [#]					
Date of Monitoring	04/04/2019	04/05/2019	05/06/2019	04/07/2019	05/08/2019	05/09/2019
6:00-7:00	58.1	57.2	47.5	42.0	58.2	67.5
7:00-8:00	44.2	43.6	51.3	49.2	65.3	55.2
8:00-9:00	60.2	61.9	65.2	50.2	55.4	48.3
9:00-10:00	66.8	64.5	50.1	55.3	48.7	51.4
10:00-11:00	47.6	47.2	45.5	53.1	61.2	58.2
11:00-12:00	51.2	50.7	47.8	48.1	54.8	47.4
12:00-13:00	48.4	50.2	60.2	60.9	46.1	54.1
13:00-14:00	60.1	61.4	65.1	54.0	49.3	68.2
14:00-15:00	41.4	43.4	70.1	41.9	53.1	60.6
15:00-16:00	50.3	47.8	48.7	47.8	47.6	45.4
16:00-17:00	46.2	45.9	53.2	49.4	48.5	49.8
17:00-18:00	51.7	49.6	55.1	54.2	70.8	54.2
18:00-19:00	52.4	52.8	58.2	63.1	66.1	65.3
19:00-20:00	65.1	62.6	61.1	59.2	68.3	59.2
20:00-21:00	45.6	45.5	67.5	43.9	47.2	45.2
21:00-22:00	52.1	53.4	50.2	50.4	53.4	50.2

Sampling Location	4 -Sub Station - 8 (Marine Building)					
	During Night Time - dB(A)Leq [#]					
Date of Monitoring	04/04/2019 & 05/04/2019	04/05/2019 & 05/05/2019	05/06/2019 & 06/06/2019	04/07/2019 & 05/07/2019	05/08/2019 & 06/08/2019	05/09/2019 & 06/09/2019
22:00-23:00	59.9	59.5	60.3	61.7	64.6	64.6
23:00-00:00	53.1	51.0	51.0	52.2	56.2	54.7
00:00-01:00	40.2	38.9	38.3	39.7	42.3	42.3
01:00-02:00	48.8	49.4	50.9	52.4	55.2	54.9
02:00-03:00	44.5	42.6	43.8	45.8	48.5	48.5
03:00-04:00	46.1	44.4	43.5	44.6	47.3	47.4
04:00-05:00	58.2	59.3	59.5	60.7	63.2	63.3
05:00-06:00	61.3	60.3	60.6	58.2	65.3	65.2

[#]dB(A) Leq. denotes the time weighted average of the level of sound in decibels on scale A which is relatable to human hearing. Day Time shall mean from 6:00 am to 10:00 pm and Night Time shall mean from 10:00 pm to 06:00 am.

Observation: Above given Results are within the specified norms as per The Noise Pollution (Regulation and Control) Rules 2000.



Authorized Signatory

- FSSAI Approved Lab
- Recognised by MoEF, New Delhi Under Sec. 12 of Environmental (Protection) Act-1986
- GPCB approved schedule II auditor
- ISO 14001 : 2004
- OHSAS 18001 : 2007
- ISO 9001 : 2008

"Pollucon House", Plot No.5/6, Opp.Balaji Industrial Society, Old Shantinath Silk Mill Lane, Near Gaytri Farsan Mart, Navjivan Circle, Udhana Magdalla Road, Surat-395007, Gujarat, India.

Phone : 0261-2635750, 0261-2635751, 0261-2635775, 07016605174, WEB: www.polluconlab.com, E. mail: pollucon@gmail.com, info@polluconlab.com

Tables - 5 - Near Sub Station-7B Ambient Noise Level Monitoring Results during the Day Time and Night Time in dB(A) Leq for the period of April 2019 to September 2019

Sampling Location	5 - Near Sub Station-7B					
	During Day Time - dB(A)Leq [#]					
Date of Monitoring	05/04/2019	06/05/2019	06/06/2019	05/07/2019	06/08/2019	06/09/2019
6:00-7:00	55.2	55.7	61.2	60.8	60.1	67.2
7:00-8:00	65.6	66.3	67.2	55.7	67.3	58.4
8:00-9:00	50.1	50.0	48.1	51.7	57.2	50.3
9:00-10:00	56.9	54.9	45.2	48.3	51.3	49.2
10:00-11:00	49.5	49.8	51.6	44.6	58.7	61.5
11:00-12:00	67.3	68.0	55.3	59.1	61.5	60.1
12:00-13:00	56.1	56.3	61.3	56.8	68.1	48.2
13:00-14:00	48.1	49.7	67.1	62.1	58.8	44.4
14:00-15:00	55.1	54.1	57.2	57.3	59.4	51.2
15:00-16:00	54.2	53.2	51.2	51.7	55.3	54.8
16:00-17:00	44.6	44.4	47.2	54.0	48.2	47.2
17:00-18:00	71.2	69.0	44.2	46.6	71.2	45.8
18:00-19:00	66.1	67.1	49.2	60.9	62.4	65.1
19:00-20:00	56.7	55.5	52.3	52.1	50.2	56.2
20:00-21:00	47.2	48.0	62.3	44.6	69.1	64.3
21:00-22:00	46.5	46.1	68.2	50.1	60.2	52.4

Sampling Location	5 - Near Sub Station-7B					
	During Night Time - dB(A)Leq [#]					
Date of Monitoring	05/04/2019 & 06/04/2019	06/05/2019 & 07/05/2019	06/06/2019 & 07/06/2019	05/07/2019 & 06/07/2019	06/08/2019 & 07/08/2019	06/09/2019 & 07/09/2019
22:00-23:00	51.3	50.7	50.6	51.6	54.1	54.1
23:00-00:00	56.6	58.3	59.6	60.9	63.8	63.8
00:00-01:00	60.1	61.6	61.0	55.5	64.9	65.1
01:00-02:00	59.2	57.4	58.3	59.7	62.2	62.6
02:00-03:00	55.2	56.7	58.0	59.3	61.9	62.1
03:00-04:00	67.1	62.2	62.4	56.9	66.1	66.5
04:00-05:00	50.9	48.5	49.5	51.5	54.4	55.6
05:00-06:00	43.5	41.6	40.6	41.6	44.1	41.9

[#]dB(A) Leq. denotes the time weighted average of the level of sound in decibels on scale A which is relatable to human hearing. Day Time shall mean from 6:00 am to 10:00 pm and Night Time shall mean from 10:00 pm to 06:00 am.

Observation: Above given Results are within the specified norms as per The Noise Pollution (Regulation and Control) Rules 2000.



Authorized Signatory

- FSSAI Approved Lab
- Recognised by MoEF, New Delhi Under Sec. 12 of Environmental (Protection) Act-1986
- GPCB approved schedule II auditor
- ISO 14001 : 2004
- OHSAS 18001 : 2007
- ISO 9001 : 2008

"Pollucon House", Plot No.5/6, Opp.Balaji Industrial Society, Old Shantinath Silk Mill Lane, Near Gaytri Farsan Mart, Navjivan Circle, Udhana Magdalla Road, Surat-395007, Gujarat, India.

Tables -6 - JS - 1 (Nr. Lakhigam) Ambient Noise Level Monitoring Results during the Day Time and Night Time in dB(A) Leq for the period of April 2019 to September 2019

Sampling Location	6 - JS - 1 (Nr. Lakhigam)					
	During Day Time - dB(A)Leq [#]					
Date of Monitoring	06/04/2019	07/05/2019	07/06/2019	06/07/2019	07/08/2019	07/09/2019
6:00-7:00	45.5	43.2	45.3	67.4	55.1	54.2
7:00-8:00	50.8	50.0	48.4	56.3	58.4	48.3
8:00-9:00	52.7	52.6	53.1	49.0	49.3	44.9
9:00-10:00	45.4	44.1	51.5	50.9	61.5	51.7
10:00-11:00	68.5	69.7	67.3	61.2	66.9	61.3
11:00-12:00	60.7	62.4	44.6	58.1	47.9	42.9
12:00-13:00	58.4	60.0	47.5	44.7	55.6	45.5
13:00-14:00	61.3	59.8	51.3	65.7	68.8	50.3
14:00-15:00	58.9	60.7	65.1	56.0	53.1	55.3
15:00-16:00	44.4	46.2	68.6	50.1	75.2	58.5
16:00-17:00	67.2	65.7	42.1	46.3	49.5	47.2
17:00-18:00	61.9	62.8	46.1	60.7	59.2	56.4
18:00-19:00	56.0	58.0	63.1	54.7	50.9	62.3
19:00-20:00	66.1	67.5	56.9	49.0	52.8	60.8
20:00-21:00	72.1	70.2	60.7	61.2	47.6	49.3
21:00-22:00	47.5	46.7	48.5	48.5	53.2	51.6

Sampling Location	6 - JS - 1 (Nr. Lakhigam)					
	During Night Time - dB(A)Leq [#]					
Date of Monitoring	06/04/2019 & 07/04/2019	07/05/2019 & 08/05/2019	07/06/2019 & 08/06/2019	06/07/2019 & 07/07/2019	07/08/2019 & 08/08/2019	07/09/2019 & 08/09/2019
22:00-23:00	51.7	50.7	50.3	51.3	54.3	54.8
23:00-00:00	65.6	61.4	62.0	61.2	63.2	50.6
00:00-01:00	47.4	47.7	48.6	49.6	52.3	52.2
01:00-02:00	58.1	57.9	58.1	59.4	62.1	62.1
02:00-03:00	60.2	60.2	59.5	60.6	64.3	60.8
03:00-04:00	44.3	46.2	45.6	47.1	49.7	42.6
04:00-05:00	58.2	56.5	56.3	57.3	60.2	60.1
05:00-06:00	41.1	41.3	40.6	41.7	44.3	49.3

[#]dB(A) Leq. denotes the time weighted average of the level of sound in decibels on scale A which is relatable to human hearing. Day Time shall mean from 6:00 am to 10:00 pm and Night Time shall mean from 10:00 pm to 06:00 am.

Observation: Above given Results are within the specified norms as per The Noise Pollution (Regulation and Control) Rules 2000.



Authorized Signatory

- FSSAI Approved Lab
- Recognised by MoEF, New Delhi Under Sec. 12 of Environmental (Protection) Act-1986
- GPCB approved schedule II auditor
- ISO 14001 : 2004
- OHSAS 18001 : 2007
- ISO 9001 : 2008

"Pollucon House", Plot No.5/6, Opp.Balaji Industrial Society, Old Shantinath Silk Mill Lane, Near Gaytri Farsan Mart, Navjivan Circle, Udhana Magdalla Road, Surat-395007, Gujarat, India.

Tables -7 - Behind S.S. - 11 (Silo) Ambient Noise Level Monitoring Results during the Day Time and Night Time in dB(A) Leq for the period of April 2019 to September 2019

Sampling Location	7 - Behind S.S. - 11 (Silo)					
	During Day Time - dB(A)Leq [#]					
Date of Monitoring	08/04/2019	08/05/2019	08/06/2019	08/07/2019	08/08/2019	09/09/2019
6:00-7:00	55.8	53.8	58.5	44.0	69.5	51.9
7:00-8:00	65.7	64.3	60.3	51.5	48.3	47.6
8:00-9:00	68.2	67.8	55.1	48.1	51.1	58.8
9:00-10:00	47.4	45.2	48.6	62.1	66.2	55.6
10:00-11:00	56.1	55.1	47.1	67.1	55.9	61.6
11:00-12:00	50.6	48.7	68.7	63.1	60.8	67.9
12:00-13:00	44.0	42.8	70.1	54.2	69.4	48.1
13:00-14:00	66.7	66.4	45.2	48.5	64.7	51.3
14:00-15:00	60.3	61.5	58.9	53.1	60.5	44.5
15:00-16:00	51.6	49.7	45.1	47.2	57.1	65.1
16:00-17:00	45.1	43.9	61.7	56.5	61.4	46.9
17:00-18:00	57.3	57.6	69.5	61.8	45.6	50.4
18:00-19:00	50.3	48.1	56.2	54.3	51.8	59.6
19:00-20:00	54.1	52.9	58.3	59.1	50.2	49.5
20:00-21:00	71.2	72.2	61.4	65.9	48.2	54.6
21:00-22:00	47.8	48.4	59.6	45.1	57.4	53.1

Sampling Location	7 - Behind S.S. - 11 (Silo)					
	During Night Time - dB(A)Leq [#]					
Date of Monitoring	08/04/2019 & 09/04/2019	08/05/2019 & 09/05/2019	08/06/2019 & 09/06/2019	08/07/2019 & 09/07/2019	08/08/2019 & 09/08/2019	09/09/2019 & 10/09/2019
22:00-23:00	42.8	41.6	41.0	42.5	45.2	45.2
23:00-00:00	47.1	48.3	47.9	49.8	52.7	52.3
00:00-01:00	41.5	38.9	40.3	41.6	44.4	44.1
01:00-02:00	51.6	52.9	52.4	53.6	56.3	56.2
02:00-03:00	59.1	56.9	57.3	58.4	61.0	61.1
03:00-04:00	53.2	53.2	53.7	54.8	57.6	57.6
04:00-05:00	67.3	59.5	59.6	60.9	63.6	63.9
05:00-06:00	60.9	62.8	64.1	65.4	67.9	50.3

[#]dB(A) Leq. denotes the time weighted average of the level of sound in decibels on scale A which is relatable to human hearing. Day Time shall mean from 6:00 am to 10:00 pm and Night Time shall mean from 10:00 pm to 06:00 am.

Observation: Above given Results are within the specified norms as per The Noise Pollution (Regulation and Control) Rules 2000.



Authorized Signatory

- FSSAI Approved Lab
- Recognised by MoEF, New Delhi Under Sec. 12 of Environmental (Protection) Act-1986
- GPCB approved schedule II auditor
- ISO 14001 : 2004
- OHSAS 18001 : 2007
- ISO 9001 : 2008

"Pollucon House", Plot No.5/6, Opp.Balaji Industrial Society, Old Shantinath Silk Mill Lane, Near Gaytri Farsan Mart, Navjivan Circle, Udhana Magdalla Road, Surat-395007, Gujarat, India.

Phone : 0261-2635750, 0261-2635751, 0261-2635775, 07016605174, WEB: www.polluconlab.com, E. mail: pollucon@gmail.com, info@polluconlab.com

Tables - 8 –Nr. S&S Entry Gate (Dahej Road) & Silo Loading Point Ambient Noise Level Monitoring Results during the Day Time and Night Time in dB(A) Leq for the period of April 2019 to September 2019

Sampling Location	8 - Silo Loading Point					
	During Day Time - dB(A) Leq [#]					
Date of Monitoring	09/04/2019	09/05/2019	10/06/2019	09/07/2019	09/08/2019	10/09/2019
6:00-7:00	58.2	58.8	52.3	55.2	56.8	60.6
7:00-8:00	54.2	55.5	44.5	46.1	68.3	58.6
8:00-9:00	44.2	43.0	46.7	72.1	48.4	51.4
9:00-10:00	43.1	42.9	58.1	59.0	50.8	67.4
10:00-11:00	44.9	46.9	60.5	54.3	57.7	47.3
11:00-12:00	47.0	45.1	68.0	67.6	58.6	50.5
12:00-13:00	61.2	61.8	48.2	53.1	59.8	48.7
13:00-14:00	45.6	44.9	44.3	64.8	65.3	55.1
14:00-15:00	58.8	59.3	60.2	47.1	55.2	57.4
15:00-16:00	60.2	61.3	68.3	45.1	50.1	48.5
16:00-17:00	66.8	66.8	59.3	50.5	51.9	45.8
17:00-18:00	57.2	57.5	58.2	47.5	51.4	61.1
18:00-19:00	47.6	48.5	51.8	61.8	71.2	67.6
19:00-20:00	65.3	68.9	55.5	52.1	62.4	52.1
20:00-21:00	48.8	46.4	71.2	58.2	49.9	46.2
21:00-22:00	51.7	53.1	61.2	68.3	57.2	56.3

Sampling Location	8 - Silo Loading Point					
	During Night Time - dB(A) Leq [#]					
Date of Monitoring	09/04/2019 & 10/04/2019	09/05/2019 & 10/05/2019	10/06/2019 & 11/06/2019	09/07/2019 & 10/07/2019	09/08/2019 & 10/08/2019	10/09/2019 & 11/09/2019
22:00-23:00	65.1	64.2	63.3	64.8	67.5	65.1
23:00-00:00	48.1	46.0	45.5	47.1	50.0	49.6
00:00-01:00	41.2	40.7	40.9	41.9	44.8	44.7
01:00-02:00	50.5	48.7	48.7	49.7	52.4	52.5
02:00-03:00	55.7	54.7	55.2	56.6	59.1	59.4
03:00-04:00	58.3	58.5	58.3	59.7	62.2	62.7
04:00-05:00	49.1	50.9	50.7	52.1	54.7	54.7
05:00-06:00	44.4	42.7	42.6	43.9	46.8	46.9

[#]dB(A) Leq. denotes the time weighted average of the level of sound in decibels on scale A which is relatable to human hearing. Day Time shall mean from 6:00 am to 10:00 pm and Night Time shall mean from 10:00 pm to 06:00 am.

Observation: Above given Results are within the specified norms as per The Noise Pollution (Regulation and Control) Rules 2000.



Authorized Signatory

- FSSAI Approved Lab
- Recognised by MoEF, New Delhi Under Sec. 12 of Environmental (Protection) Act-1986
- GPCB approved schedule II auditor
- ISO 14001 : 2004
- OHSAS 18001 : 2007
- ISO 9001 : 2008

"Pollucon House", Plot No.5/6, Opp.Balaji Industrial Society, Old Shantinath Silk Mill Lane, Near Gaytri Farsan Mart, Navjivan Circle, Udhana Magdalla Road, Surat-395007, Gujarat, India.

Phone : 0261-2635750, 0261-2635751, 0261-2635775, 07016605174, WEB: www.polluconlab.com, E. mail: pollucon@gmail.com, info@polluconlab.com

Tables -9 - GCPTL Gate Ambient Noise Level Monitoring Results during the Day Time and Night Time in dB(A) Leq for the period of April 2019 to September 2019

Sampling Location	9 - GCPTL Gate					
	During Day Time - dB(A)Leq [#]					
Date of Monitoring	10/04/2019	10/05/2019	11/06/2019	10/07/2019	10/08/2019	11/09/2019
6:00-7:00	56.6	57.8	61.3	57.1	65.2	55.2
7:00-8:00	46.1	45.5	65.5	51.5	70.1	58.3
8:00-9:00	59.1	59.4	44.8	61.8	58.7	47.4
9:00-10:00	53.4	54.4	48.0	48.1	60.4	51.8
10:00-11:00	48.2	48.2	51.9	65.1	50.5	44.6
11:00-12:00	60.6	61.2	55.3	57.5	51.3	53.2
12:00-13:00	65.2	66.6	69.1	63.1	54.5	40.3
13:00-14:00	68.3	68.7	59.2	47.1	68.2	60.1
14:00-15:00	62.1	61.4	41.2	44.8	55.8	67.2
15:00-16:00	50.1	47.2	48.3	65.1	54.8	58.2
16:00-17:00	47.2	47.8	55.6	54.2	60.7	50.9
17:00-18:00	58.3	59.9	59.1	46.1	65.8	61.2
18:00-19:00	55.6	56.2	47.7	52.2	69.2	54.4
19:00-20:00	70.2	69.2	51.6	58.6	51.5	45.2
20:00-21:00	43.6	44.2	57.2	47.4	53.3	49.6
21:00-22:00	60.9	61.1	68.4	44.1	50.3	51.2

Sampling Location	9 - GCPTL Gate					
	During Night Time - dB(A)Leq [#]					
Date of Monitoring	10/04/2019 & 11/04/2019	10/05/2019 & 11/05/2019	11/06/2019 & 12/06/2019	10/07/2019 & 11/07/2019	10/08/2019 & 11/08/2019	11/09/2019 & 12/09/2019
22:00-23:00	61.3	62.5	62.7	63.2	65.1	64.7
23:00-00:00	66.2	63.2	64.2	60.3	68.2	66.5
00:00-01:00	56.1	53.8	54.6	55.6	58.6	58.5
01:00-02:00	42.7	42.2	39.5	40.6	43.4	40.3
02:00-03:00	66.8	58.6	60.1	61.3	63.8	64.2
03:00-04:00	55.2	53.5	54.9	56.1	58.9	59.1
04:00-05:00	65.3	64.6	65.7	63.8	69.5	55.6
05:00-06:00	50.1	50.4	51.9	53.4	56.1	56.4

[#]dB(A) Leq. denotes the time weighted average of the level of sound in decibels on scale A which is relatable to human hearing. Day Time shall mean from 6:00 am to 10:00 pm and Night Time shall mean from 10:00 pm to 06:00 am.

Observation: Above given Results are within the specified norms as per The Noise Pollution (Regulation and Control) Rules 2000.



Authorized Signatory

- FSSAI Approved Lab
- Recognised by MoEF, New Delhi Under Sec. 12 of Environmental (Protection) Act-1986
- GPCB approved schedule II auditor
- ISO 14001 : 2004
- OHSAS 18001 : 2007
- ISO 9001 : 2008

"Pollucon House", Plot No.5/6, Opp.Balaji Industrial Society, Old Shantinath Silk Mill Lane, Near Gaytri Farsan Mart, Navjivan Circle, Udhana Magdalla Road, Surat-395007, Gujarat, India.

Phone : 0261-2635750, 0261-2635751, 0261-2635775, 07016605174, WEB: www.polluconlab.com, E. mail: pollucon@gmail.com, info@polluconlab.com

Tables - 10 - Lakhi Village (Primary School) Ambient Noise Level Monitoring Results during the Day Time and Night Time in dB(A) Leq for the period of April 2019 to September 2019

Sampling Location	10 - Lakhi Village (Primary School)					
	During Day Time - dB(A)Leq [#]					
Date of Monitoring	11/04/2019	11/05/2019	12/06/2019	11/07/2019	12/08/2019	12/09/2019
6:00-7:00	60.1	62.0	57.1	47.3	61.2	48.2
7:00-8:00	43.4	41.5	67.5	48.5	58.3	60.3
8:00-9:00	74.6	71.0	47.2	51.2	46.4	55.4
9:00-10:00	51.4	51.2	51.4	60.3	60.2	42.8
10:00-11:00	48.1	48.3	55.2	44.8	68.1	47.1
11:00-12:00	44.1	42.4	65.2	58.2	48.7	52.6
12:00-13:00	40.8	41.3	60.1	65.3	47.4	58.1
13:00-14:00	56.2	56.1	58.8	45.1	55.3	60.2
14:00-15:00	47.3	47.0	54.2	51.2	48.6	65.4
15:00-16:00	58.1	57.3	44.2	56.3	43.4	42.6
16:00-17:00	51.3	51.4	40.9	48.8	62.8	44.4
17:00-18:00	47.1	48.9	51.2	62.4	43.3	49.2
18:00-19:00	60.4	61.6	53.8	55.3	58.2	50.1
19:00-20:00	67.8	67.1	62.3	42.1	54.3	56.2
20:00-21:00	58.5	57.1	67.2	47.8	51.2	45.4
21:00-22:00	59.2	60.8	46.2	60.1	60.1	59.1

Sampling Location	10 - Lakhi Village (Primary School)					
	During Night Time - dB(A)Leq [#]					
Date of Monitoring	11/04/2019 & 12/04/2019	11/05/2019 & 12/05/2019	12/06/2019 & 13/06/2019	11/07/2019 & 12/07/2019	12/08/2019 & 13/08/2019	12/09/2019 & 13/09/2019
22:00-23:00	60.1	62.0	62.6	64.1	66.8	65.2
23:00-00:00	51.2	52.7	52.2	53.2	56.2	55.7
00:00-01:00	47.3	48.4	47.5	48.6	51.3	51.4
01:00-02:00	40.1	39.4	39.2	40.2	43.1	41.3
02:00-03:00	44.2	45.3	46.6	47.7	50.5	50.7
03:00-04:00	65.8	55.9	57.2	58.4	60.9	61.3
04:00-05:00	67.2	54.3	54.3	55.8	58.5	58.7
05:00-06:00	55.6	55.8	55.5	56.8	59.4	59.6

[#]dB(A) Leq. denotes the time weighted average of the level of sound in decibels on scale A which is relatable to human hearing. Day Time shall mean from 6:00 am to 10:00 pm and Night Time shall mean from 10:00 pm to 06:00 am.

Observation: Above given Results are within the specified norms as per The Noise Pollution (Regulation and Control) Rules 2000.



Authorized Signatory

- FSSAI Approved Lab
- Recognised by MoEF, New Delhi Under Sec. 12 of Environmental (Protection) Act-1986
- GPCB approved schedule II auditor
- ISO 14001 : 2004
- OHSAS 18001 : 2007
- ISO 9001 : 2008

"Pollucon House", Plot No.5/6, Opp.Balaji Industrial Society, Old Shantinath Silk Mill Lane, Near Gaytri Farsan Mart, Navjivan Circle, Udhana Magdalla Road, Surat-395007, Gujarat, India.

Phone : 0261-2635750, 0261-2635751, 0261-2635775, 07016605174, WEB: www.polluconlab.com, E. mail: pollucon@gmail.com, info@polluconlab.com

Tables -11 - ERMS Workshop Ambient Noise Level Monitoring Results during the Day Time and Night Time in dB(A) Leq for the period of April 2019 to September 2019

Sampling Location	11 - ERMS Workshop					
	During Day Time - dB(A)Leq [#]					
Date of Monitoring	12/04/2019	13/05/2019	13/06/2019	12/07/2019	13/08/2019	13/09/2019
6:00-7:00	69.1	67.3	44.3	46.2	51.8	56.2
7:00-8:00	44.3	46.0	58.7	61.5	47.4	50.2
8:00-9:00	60.5	60.1	60.6	53.3	55.4	48.3
9:00-10:00	50.1	47.9	51.5	48.8	48.9	60.2
10:00-11:00	48.4	45.7	65.0	50.9	60.8	51.1
11:00-12:00	62.6	62.9	71.3	58.9	65.8	58.6
12:00-13:00	48.0	46.5	47.3	49.2	46.2	45.3
13:00-14:00	51.1	49.8	48.5	58.0	50.9	62.2
14:00-15:00	46.6	44.4	51.9	53.1	59.8	57.4
15:00-16:00	61.1	59.1	58.3	60.2	56.1	48.9
16:00-17:00	60.2	60.3	61.8	42.2	65.2	50.4
17:00-18:00	43.8	42.8	41.7	58.8	45.8	68.3
18:00-19:00	44.2	42.9	53.6	43.1	52.8	61.6
19:00-20:00	51.4	50.1	60.3	55.3	70.1	53.2
20:00-21:00	53.9	52.2	52.3	47.1	44.8	59.1
21:00-22:00	52.7	54.6	50.4	43.5	59.2	46.2

Sampling Location	11 - ERMS Workshop					
	During Night Time - dB(A)Leq [#]					
Date of Monitoring	12/04/2019 & 13/04/2019	13/05/2019 & 14/05/2019	13/06/2019 & 14/06/2019	12/07/2019 & 13/07/2019	13/08/2019 & 14/08/2019	13/09/2019 & 14/09/2019
22:00-23:00	49.8	51.7	52.4	53.4	56.3	56.1
23:00-00:00	53.1	53.3	54.5	55.7	58.2	58.7
00:00-01:00	57.2	58.8	60.2	58.6	64.3	64.4
01:00-02:00	47.1	48.0	48.2	49.3	52.3	51.9
02:00-03:00	43.1	41.4	41.1	40.9	40.3	44.9
03:00-04:00	66.2	63.7	64.2	59.7	68.1	67.7
04:00-05:00	44.2	45.2	45.5	46.8	49.5	49.4
05:00-06:00	51.5	53.4	52.8	53.9	56.5	56.8

[#]dB(A) Leq. denotes the time weighted average of the level of sound in decibels on scale A which is relatable to human hearing.

Day Time shall mean from 6:00 am to 10:00 pm and Night Time shall mean from 10:00 pm to 06:00 am.

Observation: Above given Results are within the specified norms as per The Noise Pollution (Regulation and Control) Rules 2000.



Authorized Signatory

- FSSAI Approved Lab
- Recognised by MoEF, New Delhi Under Sec. 12 of Environmental (Protection) Act-1986
- GPCB approved schedule II auditor
- ISO 14001 : 2004
- OHSAS 18001 : 2007
- ISO 9001 : 2008

"Pollucon House", Plot No.5/6, Opp.Balaji Industrial Society, Old Shantinath Silk Mill Lane, Near Gaytri Farsan Mart, Navjivan Circle, Udhana Magdalla Road, Surat-395007, Gujarat, India.

Phone : 0261-2635750, 0261-2635751, 0261-2635775, 07016605174, WEB: www.polluconlab.com, E. mail: pollucon@gmail.com, info@polluconlab.com

Tables - 12 - Behind Pump House Ambient Noise Level Monitoring Results during the Day Time and Night Time in dB(A) Leq for the period of April 2019 to September 2019

Sampling Location	12 - Behind Pump House					
	During Day Time - dB(A)Leq [#]					
Date of Monitoring	13/04/2019	14/05/2019	14/06/2019	13/07/2019	14/08/2019	14/09/2019
6:00-7:00	48.1	50.4	50.3	59.8	49.8	68.5
7:00-8:00	67.2	67.5	55.7	51.1	55.1	53.4
8:00-9:00	60.4	60.5	47.6	67.5	51.7	57.1
9:00-10:00	46.4	46.1	48.1	49.1	68.9	44.6
10:00-11:00	45.1	45.0	61.4	48.8	44.4	47.1
11:00-12:00	52.2	53.2	73.5	60.0	49.7	51.5
12:00-13:00	74.3	74.4	61.1	46.1	52.1	52.9
13:00-14:00	45.6	46.8	48.7	65.8	61.9	50.6
14:00-15:00	67.1	66.8	58.2	54.2	48.8	61.9
15:00-16:00	48.5	46.2	51.4	41.3	59.4	55.2
16:00-17:00	49.2	44.7	55.9	46.6	60.4	58.2
17:00-18:00	55.3	54.9	60.4	44.4	68.7	49.2
18:00-19:00	57.0	55.5	67.3	50.0	70.2	63.2
19:00-20:00	60.9	58.5	63.1	48.8	44.6	50.9
20:00-21:00	48.3	49.7	53.1	57.1	49.2	48.7
21:00-22:00	58.8	56.3	59.2	45.0	50.8	54.1

Sampling Location	12 - Behind Pump House					
	During Night Time - dB(A)Leq [#]					
Date of Monitoring	13/04/2019 & 14/04/2019	14/05/2019 & 15/05/2019	14/06/2019 & 15/06/2019	13/07/2019 & 14/07/2019	14/08/2019 & 15/08/2019	14/09/2019 & 15/09/2019
22:00-23:00	41.6	39.8	40.4	48.6	43.9	44.3
23:00-00:00	55.6	54.1	53.9	55.2	57.9	57.3
00:00-01:00	44.5	44.5	44.1	50.2	47.6	48.1
01:00-02:00	67.1	64.6	64.0	65.4	68.7	55.3
02:00-03:00	55.1	53.5	52.7	53.7	56.7	56.3
03:00-04:00	41.3	39.2	40.0	52.3	43.8	44.2
04:00-05:00	48.7	48.4	48.7	49.8	52.7	52.8
05:00-06:00	43.7	44.6	44.9	38.2	49.0	49.7

[#]dB(A) Leq. denotes the time weighted average of the level of sound in decibels on scale A which is relatable to human hearing. Day Time shall mean from 6:00 am to 10:00 pm and Night Time shall mean from 10:00 pm to 06:00 am.

Observation: Above given Results are within the specified norms as per The Noise Pollution (Regulation and Control) Rules 2000.



Authorized Signatory

- FSSAI Approved Lab
- Recognised by MoEF, New Delhi Under Sec. 12 of Environmental (Protection) Act-1986
- GPCB approved schedule II auditor
- ISO 14001 : 2004
- OHSAS 18001 : 2007
- ISO 9001 : 2008

"Pollucon House", Plot No.5/6, Opp.Balaji Industrial Society, Old Shantinath Silk Mill Lane, Near Gaytri Farsan Mart, Navjivan Circle, Udhana Magdalla Road, Surat-395007, Gujarat, India.

Phone : 0261-2635750, 0261-2635751, 0261-2635775, 07016605174, WEB: www.polluconlab.com, E. mail: pollucon@gmail.com, info@polluconlab.com

Tables - 13 - Rock Bond Approach (Jetty) Ambient Noise Level Monitoring Results during the Day Time and Night Time in dB(A) Leq for the period of April 2019 to September 2019

Sampling Location	13 - Rock Bond Approach (Jetty)					
	During Day Time - dB(A)Leq [#]					
Date of Monitoring	15/04/2019	15/05/2019	15/06/2019	15/07/2019	15/08/2019	16/09/2019
6:00-7:00	56.3	56.4	61.2	66.8	61.8	57.6
7:00-8:00	52.1	53.3	51.8	51.2	57.3	61.5
8:00-9:00	55.4	55.4	55.4	53.2	50.2	48.8
9:00-10:00	51.0	52.9	58.4	50.9	70.8	50.8
10:00-11:00	59.5	59.8	68.9	58.2	61.2	60.6
11:00-12:00	60.6	60.4	59.4	48.6	68.3	55.3
12:00-13:00	69.2	68.5	42.3	50.2	58.4	47.5
13:00-14:00	47.4	46.7	47.4	49.2	61.7	46.1
14:00-15:00	50.8	50.3	44.1	61.5	51.3	68.2
15:00-16:00	48.9	48.0	51.6	57.2	45.5	61.4
16:00-17:00	56.1	55.1	65.2	46.8	55.8	51.6
17:00-18:00	65.2	64.0	48.2	50.0	60.1	58.1
18:00-19:00	50.3	49.1	61.3	41.5	58.2	48.1
19:00-20:00	59.2	55.6	68.2	60.2	53.4	47.6
20:00-21:00	44.6	45.1	70.6	59.6	65.4	53.6
21:00-22:00	61.2	59.6	44.4	51.2	66.2	59.3

Sampling Location	13 - Rock Bond Approach (Jetty)					
	During Night Time - dB(A)Leq [#]					
Date of Monitoring	15/04/2019 & 16/04/2019	15/05/2019 & 16/05/2019	15/06/2019 & 16/06/2019	15/07/2019 & 16/07/2019	15/08/2019 & 16/08/2019	16/09/2019 & 17/09/2019
22:00-23:00	45.1	44.9	45.1	46.1	48.8	48.6
23:00-00:00	47.3	46.8	47.0	48.4	51.2	51.3
00:00-01:00	52.1	51.2	50.9	52.1	54.6	55.0
01:00-02:00	54.3	52.4	54.3	55.5	58.4	58.4
02:00-03:00	68.1	57.5	56.9	58.2	60.8	61.8
03:00-04:00	46.4	43.9	43.3	44.3	47.3	46.9
04:00-05:00	48.1	48.2	47.8	37.2	53.4	51.8
05:00-06:00	40.9	40.8	40.7	43.2	44.5	44.5

[#]dB(A) Leq. denotes the time weighted average of the level of sound in decibels on scale A which is relatable to human hearing. Day Time shall mean from 6:00 am to 10:00 pm and Night Time shall mean from 10:00 pm to 06:00 am.

Observation: Above given Results are within the specified norms as per The Noise Pollution (Regulation and Control) Rules 2000.



Authorized Signatory

- FSSAI Approved Lab
- Recognised by MoEF, New Delhi Under Sec. 12 of Environmental (Protection) Act-1986
- GPCB approved schedule II auditor
- ISO 14001 : 2004
- OHSAS 18001 : 2007
- ISO 9001 : 2008

"Pollucon House", Plot No.5/6, Opp.Balaji Industrial Society, Old Shantinath Silk Mill Lane, Near Gaytri Farsan Mart, Navjivan Circle, Udhana Magdalla Road, Surat-395007, Gujarat, India.

Phone : 0261-2635750, 0261-2635751, 0261-2635775, 07016605174, WEB: www.polluconlab.com, E. mail: pollucon@gmail.com, info@polluconlab.com

Tables -14 - New Gate Ambient Noise Level Monitoring Results during the Day Time and Night Time in dB(A) Leq for the period of April 2019 to September 2019

Sampling Location	14 - New Gate					
	During Day Time - dB(A)Leq [#]					
Date of Monitoring	16/04/2019	16/05/2019	17/06/2019	16/07/2019	16/08/2019	17/09/2019
6:00-7:00	57.3	57.3	55.2	61.1	63.8	48.5
7:00-8:00	55.1	53.5	50.5	46.6	47.8	51.3
8:00-9:00	60.3	58.7	67.2	51.8	54.8	65.3
9:00-10:00	67.6	69.3	68.4	45.6	55.3	47.9
10:00-11:00	56.2	55.0	72.2	48.2	60.2	44.3
11:00-12:00	57.1	54.8	44.7	59.2	67.8	68.1
12:00-13:00	50.2	51.9	51.7	58.2	58.1	55.6
13:00-14:00	70.3	68.3	55.8	61.4	65.1	51.2
14:00-15:00	73.6	73.8	47.5	47.8	47.3	42.1
15:00-16:00	49.8	50.0	51.3	65.1	50.5	47.2
16:00-17:00	58.6	56.6	48.3	43.5	53.8	53.1
17:00-18:00	52.4	51.5	59.1	55.1	52.9	61.2
18:00-19:00	59.6	56.9	44.8	60.6	48.1	67.3
19:00-20:00	67.3	67.0	65.8	44.8	62.8	50.1
20:00-21:00	47.1	48.7	60.5	53.9	67.2	44.8
21:00-22:00	41.3	41.9	58.1	61.4	48.4	60.8

Sampling Location	14 - New Gate					
	During Night Time - dB(A)Leq [#]					
Date of Monitoring	16/04/2019 & 17/04/2019	16/05/2019 & 17/05/2019	17/06/2019 & 18/06/2019	16/07/2019 & 17/07/2019	16/08/2019 & 17/08/2019	17/09/2019 & 18/09/2019
22:00-23:00	40.2	41.5	41.9	43.2	46.0	45.7
23:00-00:00	55.3	53.0	53.4	54.4	59.3	57.1
00:00-01:00	56.2	56.4	56.7	57.8	60.4	60.3
01:00-02:00	41.4	38.9	39.7	40.9	43.7	40.6
02:00-03:00	66.3	58.0	58.1	59.1	62.2	62.9
03:00-04:00	60.1	61.4	61.5	63.5	66.5	66.5
04:00-05:00	59.8	58.6	59.3	60.3	62.8	63.1
05:00-06:00	51.3	53.2	53.6	54.6	57.1	57.6

[#]dB(A) Leq. denotes the time weighted average of the level of sound in decibels on scale A which is relatable to human hearing. Day Time shall mean from 6:00 am to 10:00 pm and Night Time shall mean from 10:00 pm to 06:00 am.

Observation: Above given Results are within the specified norms as per The Noise Pollution (Regulation and Control) Rules 2000.



Authorized Signatory

- FSSAI Approved Lab
- Recognised by MoEF, New Delhi Under Sec. 12 of Environmental (Protection) Act-1986
- GPCB approved schedule II auditor
- ISO 14001 : 2004
- OHSAS 18001 : 2007
- ISO 9001 : 2008

"Pollucon House", Plot No.5/6, Opp.Balaji Industrial Society, Old Shantinath Silk Mill Lane, Near Gaytri Farsan Mart, Navjivan Circle, Udhana Magdalla Road, Surat-395007, Gujarat, India.

Phone : 0261-2635750, 0261-2635751, 0261-2635775, 07016605174, WEB: www.polluconlab.com, E. mail: pollucon@gmail.com, info@polluconlab.com

Tables - 15 - Security Barrier Gate Ambient Noise Level Monitoring Results during the Day Time and Night Time in dB(A) Leq for the period of April 2019 to September 2019

Sampling Location	15 - Security Barrier Gate					
	During Day Time - dB(A)Leq [#]					
Date of Monitoring	17/04/2019	17/05/2019	18/06/2019	17/07/2019	17/08/2019	18/09/2019
6:00-7:00	48.2	49.9	56.3	47.2	62.2	66.1
7:00-8:00	51.6	50.5	44.2	51.3	55.6	55.1
8:00-9:00	60.8	62.0	50.1	48.4	42.4	69.3
9:00-10:00	53.6	54.4	55.3	50.6	66.1	52.6
10:00-11:00	62.1	62.8	60.1	53.1	48.2	47.3
11:00-12:00	53.2	50.9	69.2	61.5	56.6	51.4
12:00-13:00	60.1	58.9	47.8	46.6	54.2	50.3
13:00-14:00	54.2	54.1	44.9	57.5	58.5	60.1
14:00-15:00	55.6	57.2	60.2	46.8	47.2	57.2
15:00-16:00	45.2	43.5	68.3	50.8	51.2	48.2
16:00-17:00	44.8	44.3	69.3	66.2	68.1	62.1
17:00-18:00	55.2	53.0	51.2	47.3	60.5	51.9
18:00-19:00	67.8	66.4	43.4	59.2	53.3	61.3
19:00-20:00	58.1	59.2	65.3	65.3	50.1	69.1
20:00-21:00	60.7	62.3	47.2	47.6	61.4	47.4
21:00-22:00	47.3	48.4	56.2	58.6	49.5	54.2

Sampling Location	15 - Security Barrier Gate					
	During Night Time - dB(A)Leq [#]					
Date of Monitoring	17/04/2019 & 18/04/2019	17/05/2019 & 18/05/2019	18/06/2019 & 19/06/2019	17/07/2019 & 18/07/2019	17/08/2019 & 18/08/2019	18/09/2019 & 19/09/2019
22:00-23:00	48.2	48.9	50.4	51.7	54.7	54.2
23:00-00:00	52.4	52.3	53.8	54.9	57.7	57.8
00:00-01:00	60.3	59.6	59.0	60.3	63.2	62.8
01:00-02:00	50.6	48.8	49.3	50.7	53.5	53.6
02:00-03:00	54.1	56.1	55.4	56.6	59.6	59.4
03:00-04:00	45.6	45.0	45.7	46.9	49.6	49.6
04:00-05:00	42.1	42.9	43.6	44.6	47.1	47.3
05:00-06:00	40.6	42.2	41.8	42.8	41.9	45.4

[#]dB(A) Leq. denotes the time weighted average of the level of sound in decibels on scale A which is relatable to human hearing. Day Time shall mean from 6:00 am to 10:00 pm and Night Time shall mean from 10:00 pm to 06:00 am.

Observation: Above given Results are within the specified norms as per The Noise Pollution (Regulation and Control) Rules 2000.



Authorized Signatory

● FSSAI Approved Lab ● Recognised by MoEF, New Delhi Under Sec. 12 of Environmental (Protection) Act-1986 ● GPCB approved schedule II auditor ● ISO 14001 : 2004 ● OHSAS 18001 : 2007 ● ISO 9001 : 2008

"Pollucon House", Plot No.5/6, Opp.Balaji Industrial Society, Old Shantinath Silk Mill Lane, Near Gaytri Farsan Mart, Navjivan Circle, Udhana Magdalla Road, Surat-395007, Gujarat, India.

Phone : 0261-2635750, 0261-2635751, 0261-2635775, 07016605174, WEB: www.polluconlab.com, E. mail: pollucon@gmail.com, info@polluconlab.com

Tables - 16 - JS-2 Ambient Noise Level Monitoring Results during the Day Time and Night Time in dB(A) Leq for the period of April 2019 to September 2019

Sampling Location	16 - JS-2					
	During Day Time - dB(A)Leq [#]					
Date of Monitoring	18/04/2019	18/05/2019	19/06/2019	18/07/2019	19/08/2019	19/09/2019
6:00-7:00	44.2	46.7	68.4	53.2	52.5	51.7
7:00-8:00	60.1	56.6	50.9	50.9	68.2	58.5
8:00-9:00	51.3	49.4	51.5	57.6	48.2	68.3
9:00-10:00	58.2	60.2	70.3	52.8	59.3	54.7
10:00-11:00	60.0	55.5	44.8	55.6	51.5	69.1
11:00-12:00	63.8	61.5	60.2	45.9	50.5	47.5
12:00-13:00	61.5	59.3	68.3	50.8	55.8	55.2
13:00-14:00	47.2	49.2	58.4	66.1	49.9	58.1
14:00-15:00	44.5	46.1	56.7	55.1	70.8	50.0
15:00-16:00	60.3	61.6	45.5	61.5	66.3	65.1
16:00-17:00	55.4	55.3	47.6	48.4	67.7	70.1
17:00-18:00	48.1	46.9	48.5	52.9	49.8	48.6
18:00-19:00	51.4	51.4	58.1	55.6	57.1	66.1
19:00-20:00	65.2	65.4	53.3	60.6	60.8	48.8
20:00-21:00	58.1	58.6	61.1	41.3	63.4	54.4
21:00-22:00	60.4	62.4	60.5	45.9	52.3	57.2

Sampling Location	16 - JS-2					
	During Night Time - dB(A)Leq [#]					
Date of Monitoring	18/04/2019 & 19/04/2019	18/05/2019 & 19/05/2019	19/06/2019 & 20/06/2019	18/07/2019 & 19/07/2019	19/08/2019 & 20/08/2019	19/09/2019 & 20/09/2019
22:00-23:00	51.2	48.7	49.1	50.5	52.9	53.3
23:00-00:00	47.4	48.1	48.0	49.1	51.7	51.3
00:00-01:00	56.2	53.8	54.3	55.7	58.2	58.2
01:00-02:00	42.1	44.8	42.9	40.3	47.2	47.3
02:00-03:00	57.8	58.2	58.4	59.9	60.8	62.6
03:00-04:00	48.4	50.3	50.0	51.1	54.8	54.1
04:00-05:00	51.6	50.6	50.3	51.7	55.6	54.7
05:00-06:00	47.1	48.0	47.5	48.9	51.5	51.9

[#]dB(A) Leq. denotes the time weighted average of the level of sound in decibels on scale A which is relatable to human hearing. Day Time shall mean from 6:00 am to 10:00 pm and Night Time shall mean from 10:00 pm to 06:00 am.

Observation: Above given Results are within the specified norms as per The Noise Pollution (Regulation and Control) Rules 2000.



Authorized Signatory

- FSSAI Approved Lab
- Recognised by MoEF, New Delhi Under Sec. 12 of Environmental (Protection) Act-1986
- GPCB approved schedule II auditor
- ISO 14001 : 2004
- OHSAS 18001 : 2007
- ISO 9001 : 2008

"Pollucon House", Plot No.5/6, Opp.Balaji Industrial Society, Old Shantinath Silk Mill Lane, Near Gaytri Farsan Mart, Navjivan Circle, Udhana Magdalla Road, Surat-395007, Gujarat, India.

Phone : 0261-2635750, 0261-2635751, 0261-2635775, 07016605174, WEB: www.polluconlab.com, E. mail: pollucon@gmail.com, info@polluconlab.com

Tables - 17 - Railway Dead End Ambient Noise Level Monitoring Results during the Day Time and Night Time in dB(A) Leq for the period of April 2019 to September 2019

Sampling Location	17 - Railway Dead End					
	During Day Time - dB(A)Leq [#]					
Date of Monitoring	19/04/2019	20/05/2019	20/06/2019	19/07/2019	20/08/2019	20/09/2019
6:00-7:00	59.3	51.2	44.1	50.0	53.3	55.6
7:00-8:00	53.4	54.4	71.1	45.8	55.2	60.9
8:00-9:00	51.5	52.7	55.8	66.1	58.8	48.5
9:00-10:00	44.9	46.3	60.1	55.1	62.8	45.5
10:00-11:00	56.8	57.7	67.5	48.2	59.2	50.6
11:00-12:00	51.6	45.2	65.8	44.4	52.2	68.2
12:00-13:00	70.2	71.1	43.6	46.3	49.7	61.2
13:00-14:00	50.7	52.2	48.3	60.2	54.5	47.7
14:00-15:00	68.3	66.5	50.2	41.1	51.1	58.2
15:00-16:00	59.4	60.0	53.2	47.8	64.8	51.5
16:00-17:00	67.2	67.7	47.3	52.2	62.3	56.2
17:00-18:00	46.2	46.6	61.4	58.8	69.1	69.2
18:00-19:00	67.8	69.7	62.3	60.6	50.7	63.1
19:00-20:00	48.0	48.8	51.8	58.9	63.1	46.3
20:00-21:00	51.1	53.0	46.2	56.3	49.4	53.3
21:00-22:00	48.2	49.3	50.1	50.2	55.9	60.4

Sampling Location	17 - Railway Dead End					
	During Night Time - dB(A)Leq [#]					
Date of Monitoring	19/04/2019 & 20/04/2019	20/05/2019 & 21/05/2019	20/06/2019 & 21/06/2019	19/07/2019 & 20/07/2019	20/08/2019 & 21/08/2019	20/09/2019 & 21/09/2019
22:00-23:00	40.6	40.4	39.7	40.8	43.3	43.6
23:00-00:00	55.4	53.2	52.3	53.3	56.8	55.8
00:00-01:00	66.1	65.0	64.2	64.2	67.9	68.3
01:00-02:00	41.3	39.4	38.6	39.7	42.4	42.7
02:00-03:00	60.4	60.0	60.6	61.8	64.5	64.4
03:00-04:00	68.3	57.1	58.3	59.4	62.4	62.2
04:00-05:00	64.2	54.5	53.8	55.3	55.4	58.1
05:00-06:00	52.6	53.3	53.6	54.8	57.3	57.8

[#]dB(A) Leq. denotes the time weighted average of the level of sound in decibels on scale A which is relatable to human hearing. Day Time shall mean from 6:00 am to 10:00 pm and Night Time shall mean from 10:00 pm to 06:00 am.

Observation: Above given Results are within the specified norms as per The Noise Pollution (Regulation and Control) Rules 2000.



Authorized Signatory

- FSSAI Approved Lab
- Recognised by MoEF, New Delhi Under Sec. 12 of Environmental (Protection) Act-1986
- GPCB approved schedule II auditor
- ISO 14001 : 2004
- OHSAS 18001 : 2007
- ISO 9001 : 2008

"Pollucon House", Plot No.5/6, Opp.Balaji Industrial Society, Old Shantinath Silk Mill Lane, Near Gaytri Farsan Mart, Navjivan Circle, Udhana Magdalla Road, Surat-395007, Gujarat, India.

Phone : 0261-2635750, 0261-2635751, 0261-2635775, 07016605174, WEB: www.polluconlab.com, E. mail: pollucon@gmail.com, info@polluconlab.com

Tables -18 - S and S Yard (South) and Open Storage Yard – 1 Ambient Noise Level Monitoring Results during the Day Time and Night Time in dB(A) Leq for the period of April 2019 to September 2019

Sampling Location	18 – Open Storage Yard – 1					
	During Day Time - dB(A) Leq [#]					
Date of Monitoring	20/04/2019	21/05/2019	21/06/2019	20/07/2019	21/08/2019	21/09/2019
6:00-7:00	58.3	59.9	56.2	49.2	70.2	60.1
7:00-8:00	45.6	43.2	44.2	68.5	65.7	67.2
8:00-9:00	50.6	51.3	50.0	57.2	58.5	48.3
9:00-10:00	43.3	43.9	51.1	60.6	52.4	50.2
10:00-11:00	59.2	57.9	55.4	43.8	48.1	51.9
11:00-12:00	63.1	63.6	47.7	48.2	50.3	48.7
12:00-13:00	53.6	51.1	46.1	60.2	50.6	47.4
13:00-14:00	44.4	43.5	58.3	50.7	58.1	57.5
14:00-15:00	51.7	50.0	55.9	40.6	55.4	45.9
15:00-16:00	56.3	54.5	68.2	45.2	61.5	52.2
16:00-17:00	57.8	57.8	42.1	59.1	65.2	69.7
17:00-18:00	60.2	58.4	44.7	61.5	53.1	53.1
18:00-19:00	68.5	69.0	51.4	55.8	47.8	59.7
19:00-20:00	47.4	46.8	59.1	62.6	67.4	60.2
20:00-21:00	49.8	47.9	60.7	58.0	52.9	52.8
21:00-22:00	56.1	55.2	66.1	44.2	48.9	59.2

Sampling Location	18 – Open Storage Yard – 1					
	During Night Time - dB(A) Leq [#]					
Date of Monitoring	20/04/2019 & 21/04/2019	21/05/2019 & 22/05/2019	21/06/2019 & 22/06/2019	20/07/2019 & 21/07/2019	21/08/2019 & 22/08/2019	21/09/2019 & 22/09/2019
22:00-23:00	54.2	53.9	53.7	54.9	57.8	57.5
23:00-00:00	67.1	58.4	57.9	59.1	60.7	61.7
00:00-01:00	51.8	52.4	53.1	54.2	48.2	57.7
01:00-02:00	48.9	47.4	46.6	47.8	50.4	50.4
02:00-03:00	42.5	40.9	40.7	39.6	45.2	45.5
03:00-04:00	66.2	64.6	64.8	66.9	69.8	69.6
04:00-05:00	51.5	52.7	51.9	53.1	55.9	55.6
05:00-06:00	44.4	44.5	44.8	45.8	48.7	48.7

[#]dB(A) Leq. denotes the time weighted average of the level of sound in decibels on scale A which is relatable to human hearing. Day Time shall mean from 6:00 am to 10:00 pm and Night Time shall mean from 10:00 pm to 06:00 am.

Observation: Above given Results are within the specified norms as per The Noise Pollution (Regulation and Control) Rules 2000.



Authorized Signatory

- FSSAI Approved Lab
- Recognised by MoEF, New Delhi Under Sec. 12 of Environmental (Protection) Act-1986
- GPCB approved schedule II auditor
- ISO 14001 : 2004
- OHSAS 18001 : 2007
- ISO 9001 : 2008

"Pollucon House", Plot No.5/6, Opp.Balaji Industrial Society, Old Shantinath Silk Mill Lane, Near Gaytri Farsan Mart, Navjivan Circle, Udhana Magdalla Road, Surat-395007, Gujarat, India.

Phone : 0261-2635750, 0261-2635751, 0261-2635775, 07016605174, WEB: www.polluconlab.com, E. mail: pollucon@gmail.com, info@polluconlab.com

Tables -19 -S & S Yard (North) Boundary Wall Loco Shed Ambient Noise Level Monitoring Results during the Day Time and Night Time in dB(A) Leq for the period of April 2019 to September 2019

Sampling Location	19 – Loco Shed					
	During Day Time - dB(A) Leq [#]					
Date of Monitoring	22/04/2019	22/05/2019	22/06/2019	22/07/2019	22/08/2019	23/09/2019
6:00-7:00	50.1	50.8	51.2	67.5	60.1	51.3
7:00-8:00	61.2	59.2	50.4	50.2	51.2	44.3
8:00-9:00	48.3	48.2	47.4	58.4	66.2	47.3
9:00-10:00	43.6	45.5	55.2	68.3	47.4	52.3
10:00-11:00	60.6	60.4	40.2	52.8	57.2	68.1
11:00-12:00	54.5	52.9	44.3	40.3	51.8	65.4
12:00-13:00	53.1	53.5	52.8	51.2	50.4	48.2
13:00-14:00	44.1	44.1	65.3	44.4	62.5	55.8
14:00-15:00	51.2	50.1	69.3	66.1	50.8	51.4
15:00-16:00	47.3	46.5	59.0	65.9	55.3	42.9
16:00-17:00	59.6	66.7	51.7	48.4	69.2	49.2
17:00-18:00	52.3	51.9	48.1	43.6	56.8	53.6
18:00-19:00	55.6	57.4	42.4	41.7	65.1	57.1
19:00-20:00	56.7	54.6	65.1	50.0	44.5	46.8
20:00-21:00	60.5	58.3	50.6	51.2	62.7	45.3
21:00-22:00	44.3	46.0	47.1	48.6	58.2	55.9

Sampling Location	19 – Loco Shed					
	During Night Time - dB(A) Leq [#]					
Date of Monitoring	22/04/2019 & 23/04/2019	22/05/2019 & 23/05/2019	22/06/2019 & 23/06/2019	22/07/2019 & 23/07/2019	22/08/2019 & 23/08/2019	23/09/2019 & 24/09/2019
22:00-23:00	47.2	48.8	50.1	51.6	54.6	54.8
23:00-00:00	58.1	59.3	60.1	61.6	64.3	64.6
00:00-01:00	42.4	41.1	38.7	52.2	42.7	55.3
01:00-02:00	60.1	60.9	62.3	63.6	66.2	66.6
02:00-03:00	47.6	49.6	49.3	38.6	53.0	40.9
03:00-04:00	57.5	58.5	58.7	60.1	63.1	62.8
04:00-05:00	59.2	57.3	58.6	60.2	62.9	63.3
05:00-06:00	51.7	50.4	49.5	50.7	53.6	53.7

[#]dB(A) Leq. denotes the time weighted average of the level of sound in decibels on scale A which is relatable to human hearing. Day Time shall mean from 6:00 am to 10:00 pm and Night Time shall mean from 10:00 pm to 06:00 am.

Observation: Above given Results are within the specified norms as per The Noise Pollution (Regulation and Control) Rules 2000.



Authorized Signatory

- FSSAI Approved Lab
- Recognised by MoEF, New Delhi Under Sec. 12 of Environmental (Protection) Act-1986
- GPCB approved schedule II auditor
- ISO 14001 : 2004
- OHSAS 18001 : 2007
- ISO 9001 : 2008

"Pollucon House", Plot No.5/6, Opp.Balaji Industrial Society, Old Shantinath Silk Mill Lane, Near Gaytri Farsan Mart, Navjivan Circle, Udhana Magdalla Road, Surat-395007, Gujarat, India.

Phone : 0261-2635750, 0261-2635751, 0261-2635775, 07016605174, WEB: www.polluconlab.com, E. mail: pollucon@gmail.com, info@polluconlab.com



Tables - 20 - Lakhi Village (Below Conveyer Belt) Ambient Noise Level Monitoring Results during the Day Time and Night Time in dB(A) Leq for the period of April 2019 to September 2019

Sampling Location	20 - Lakhi Village (Below Conveyer Belt)					
	During Day Time - dB(A)Leq [#]					
Date of Monitoring	23/04/2019	23/05/2019	24/06/2019	23/07/2019	23/08/2019	24/09/2019
6:00-7:00	56.2	54.0	47.2	57.2	56.2	54.1
7:00-8:00	55.1	56.2	51.3	60.2	58.3	45.1
8:00-9:00	57.3	58.1	58.2	45.9	70.7	55.1
9:00-10:00	60.8	60.5	60.8	48.5	48.4	47.2
10:00-11:00	47.0	46.2	59.2	43.5	60.2	45.7
11:00-12:00	58.6	58.2	47.8	65.9	68.8	58.4
12:00-13:00	60.7	61.2	51.6	41.1	59.1	51.2
13:00-14:00	57.5	56.4	50.3	47.2	47.2	50.1
14:00-15:00	54.2	54.8	42.8	44.8	49.1	46.2
15:00-16:00	64.4	63.8	53.1	45.9	61.2	49.1
16:00-17:00	44.6	43.4	60.3	59.1	67.1	53.2
17:00-18:00	49.9	48.5	66.2	46.2	50.2	50.3
18:00-19:00	47.8	45.4	55.3	67.2	56.4	52.1
19:00-20:00	43.2	42.8	41.3	57.2	45.8	54.8
20:00-21:00	44.8	45.7	48.2	48.6	49.2	45.2
21:00-22:00	57.6	55.6	58.7	50.0	52.8	62.9

Sampling Location	20 - Lakhi Village (Below Conveyer Belt)					
	During Night Time - dB(A)Leq [#]					
Date of Monitoring	23/04/2019 & 24/04/2019	23/05/2019 & 24/05/2019	24/06/2019 & 25/06/2019	23/07/2019 & 24/07/2019	23/08/2019 & 24/08/2019	24/09/2019 & 25/09/2019
22:00-23:00	56.1	56.4	55.7	57.2	60.5	59.9
23:00-00:00	46.2	45.5	47.0	48.4	51.8	54.2
00:00-01:00	41.1	42.1	40.3	61.2	44.2	44.5
01:00-02:00	50.8	49.7	50.5	51.8	64.7	54.3
02:00-03:00	48.2	46.4	47.1	39.9	50.9	50.9
03:00-04:00	53.2	51.2	52.4	53.8	56.6	56.7
04:00-05:00	54.7	56.2	57.6	59.4	62.1	62.1
05:00-06:00	50.5	51.7	52.6	53.7	56.4	56.2

[#]dB(A) Leq. denotes the time weighted average of the level of sound in decibels on scale A which is relatable to human hearing. Day Time shall mean from 6:00 am to 10:00 pm and Night Time shall mean from 10:00 pm to 06:00 am.

Observation: Above given Results are within the specified norms as per The Noise Pollution (Regulation and Control) Rules 2000.


Authorized Signatory

- FSSAI Approved Lab
- Recognised by MoEF, New Delhi Under Sec. 12 of Environmental (Protection) Act-1986
- GPCB approved schedule II auditor
- ISO 14001 : 2004
- OHSAS 18001 : 2007
- ISO 9001 : 2008

"Pollucon House", Plot No.5/6, Opp.Balaji Industrial Society, Old Shantinath Silk Mill Lane, Near Gaytri Farsan Mart, Navjivan Circle, Udhana Magdalla Road, Surat-395007, Gujarat, India.

Phone : 0261-2635750, 0261-2635751, 0261-2635775, 07016605174, WEB: www.polluconlab.com, E. mail: pollucon@gmail.com, info@polluconlab.com

3H. DG SETS STACK EMISSION AND NOISE LEVEL MONITORING: -
Table No.: 3H.1 – DG Sets Stack Emission Monitoring Results for the period: April-19 to September-19

Sr. No.	Parameters	Unit	DG Set # 1MRSS (SS5)		DG Set # 2 (SS7B)		DG Set # 3Marine (SS8)		DG Set # 4Silo (SS11)	
			MAY-19	AUG-19	MAY-19	AUG-19	MAY-19	AUG-19	MAY-19	AUG-19
1	Particulate Matter	mg/Nm ³	20.83	16.84	23.46	19.58	26.37	23.41	18.61	26.33
2	Sulphur Dioxide	ppm	7.92	5.8	6.22	7.6	8.66	6.46	5.57	8.57
3	Oxide of Nitrogen	ppm	28.63	36.77	34.57	31.47	31.83	38.53	36.47	40.22
4	Non Methyl Hydro Carbon (NMHC)	mg/m ³	BDL*	BDL*	BDL*	BDL*	BDL*	BDL*	BDL*	BDL*
5	Carbon Monoxide (CO)	mg/m ³	3.96	3.82	6.74	5.82	4.91	5.0	2.54	2.41

Table No.: 3H.2 - DG Sets Noise Level Monitoring Results for the period: April-19 to September-19

Sr. No.	DG Set Average Noise Level In Leq. dB(A)		
	Sampling Location	At 1 m from the enclose outside	
	Sampling Date	MAY-19	AUG-19
1.	DG Set # 1MRSS (SS5)	70.6	71.2
2.	DG Set # 2 SS7B	68.3	67.5
3.	DG Set # 3 Marine (SS8)	71.5	72.6
4.	DG Set # 4 Silo (SS11)	72.8	71.5



Authorized Signatory

● FSSAI Approved Lab ● Recognised by MoEF, New Delhi Under Sec. 12 of Environmental (Protection) Act-1986 ● GPCB approved schedule II auditor ● ISO 14001 : 2004 ● OHSAS 18001 : 2007 ● ISO 9001 : 2008

"Pollucon House", Plot No.5/6, Opp.Balaji Industrial Society, Old Shantinath Silk Mill Lane, Near Gaytri Farsan Mart, Navjivan Circle,Udhana Magdalla Road, Surat-395007, Gujarat, India.

Phone : 0261-2635750, 0261-2635751, 0261-2635775, 07016605174, WEB: www.polluconlab.com, E. mail: pollucon@gmail.com, info@polluconlab.com

**Annexure-4: Compliance Status of EMP as mentioned in the EIA study For Phase-III
Expansion of Adani Petronet (Dahej) Port Pvt. Ltd., September 2019:**

S. No.	EMP Conditions	Compliance Status
A.	ENVIRONMENTAL MANAGEMENT PLAN (CONSTRUCTION PHASE)	
1.1	Air Quality Management Plan	
	Dust suppression systems will be installed for fugitive dust emission control while undertaking civil works.	Complying with. Water sprinkler and mist canon is being used to suppress the fugitive dust during construction activity.
	Regular wetting of roads will be undertaken on the paved and unpaved artillery roads.	Complying with. Regular wetting of roads is undertaken on the paved and unpaved arterial roads.
	Vehicle tyre washing facilities will be provided at the entrance to prevent spillover of dust sticking on tyre outside the facility.	Complied Vehicle tyre washing system has been provided.
	Construction materials kept in open area will be provided with barrier in order to prevent wind carryover of dust.	Complying with. Construction material is being kept in a secure area.
	Construction materials transportation in and outside the port will be appropriately covered to prevent fugitive dust emissions.	Complying with. Material transportation is being done through trucks covered with tarpaulin.
	Civil and Mechanical fabrication works will be carried out within the port facility at an appropriate location to avoid impact on the local air quality at project construction site.	Complying with. Civil and Mechanical fabrication is being done within the port premises.
	All construction equipment's at site will be subjected to regular maintenance to minimize the vehicle exhaust.	Complying with. All vehicles are being regularly maintained to minimize the vehicle exhaust.
	All trucks deployed at site will be a provided with fitness and pollution under control certificate.	Complying with. All vehicles are being checked for PUC.
	DG set with appropriate stack height as per CPCB guidelines for effective dispersion of pollutants shall be provided.	Complying with. All DG sets (standby source) are provided with stack height in compliance to the CPCB standards.
1.2	Noise Quality Management Plan	
	DG set with acoustic enclosure will be installed for power supply to construction activities.	Complying with. All DG sets (standby source) are provided with acoustic enclosures.
	All high decibel noise generating equipment's should be repaired to meet the compliance noise level.	Complying with. Noise generating equipment's are provided with acoustic enclosures.
	No activity involving with high intensity and magnitude of operation should be deployed. Silencers will be provided in Vehicle exhaust.	Complying with. <ul style="list-style-type: none"> • All construction and operation activities are in compliance with the Noise level Norms. • Monitoring of noise level is being done by M/s Pollucon Laboratories,

S. No.	EMP Conditions	Compliance Status
		<p>NABL accredited and MoEF&CC recognized laboratory.</p> <ul style="list-style-type: none"> Monitoring reports are presented in the Annexure 3G.
	Onsite fabrication activities will be undertaken at a designated location, which should be located away from the office buildings and any other working areas.	Complying with. Separate designated fabrication yard has been provided.
	In case noise emissions from the fabrication activities exceed a level of 85 dB(A) at the fence-line of the fabrication yard, temporary noise barrier will be installed.	Complying with. <ul style="list-style-type: none"> There is no occasion till date for exceeding the noise level at the port boundary. Persons working in the fabrication yard are provided with PPEs.
	Portable diesel engine generators and diesel engine driven compressors, if any, will be covered with acoustic enclosures.	Complying with. All noise generating equipment's are provided with acoustic enclosures.
1.3	Sewage Management Plan	
	Sewage generated from the construction site will be treated in existing STP of 27 m ³ capacity.	Complying with. Domestic effluent is being treated in STPs. The treated water conforming to the norms is being used for horticulture purpose. The monitoring results of the treated wastewater from STP for the period from April 2019 – September 2019 are enclosed as Annexure -3F .
	Treated water will be used for green belt development / landscaping after achieving GPCB prescribed standards.	
1.4	Solid and Hazardous Waste Management Plan	
	Solid waste generated will be segregated at source for biodegradable and non-biodegradable with an option of reuse or recycle before disposal	Complying with. <ul style="list-style-type: none"> All solid waste is being segregated for biodegradable and non-biodegradable. Biodegradable waste is being decomposed in Bioneer and other waste is being disposed in compliance to the Solid Waste Management Rules - 2016.
	All hazardous waste generated will be categorized as per Hazardous Waste Management Rules, 2008.	Complying with. Hazardous waste is being managed in compliance to the Hazardous Waste Management Rules 2016.
	Recycle/Reuse waste will be sold to authorized recyclers	Complying with. Recyclable waste such as used oil etc. is being sold to authorize recyclers only.
1.5	Construction Phase Storm Water Runoff	
	Existing storm water drainage network will be further strengthened and developed near the project site to prevent surface runoff to the sea.	Complying with. Storm water drainage system has been provided and regular maintenance is being done.
B.	ENVIRONMENTAL MANAGEMENT PLAN (OPERATION PHASE)	
2.1	Air Quality Management Plan - Coal Handling and Stock Yard Area:	

S. No.	EMP Conditions	Compliance Status
	Appropriate stack height will be provided to DG sets to disperse the gases into the atmosphere as per the guidelines suggested by Central Pollution Control Board.	Complying with. All DG sets (standby source) are provided with stack height in compliance to the CPCB standards.
	Existing Port has installed robust dry fog dust suppression system (DFDS) at the Jetty, conveyor belt, transfer tower, and discharge point at coal stack yard area. Various types of water spray nozzles have been installed and the water spray is carried out through atomized water spray over the sources using compressors thereby controlling the fugitive dust effectively. Total number of nozzles installed in the port is 350 nos. It is recommended to maintain the same systems for the proposed project activities	Complying with. All dust control systems are maintained and operating well.
	At coal stack yard, 100 sprinklers have been installed to control fugitive coal dust emissions. At a time 4 sprinklers will be operated and consumes water around 3600 LPM. Similarly, for the proposed expansion of port from 11.7 to 23 MMTPA such a robust DFDS and Sprinklers will be installed and maintained with maximum efficiency.	Complying with. <ul style="list-style-type: none"> • At coal stack yard, 100 sprinklers are maintained and operating well. • Pavement of the additional storage area is completed. Installation of water sprinklers and other DSS measures will be complete before storage of coal.
	To prevent wind carryover of dust from coal stack yard, wind barrier have been erected around the coal stock pile area at a height of 14m from the ground level. The wind barrier is of galvanized sheet with perforated holes to withstand high velocity wind has been fitted in the structural beams and erected in solid foundation thereby effectively control the wind carryover of dust from the stock piles.	Shall be complied. Wind breaker of the same specification shall be provided in the additional storage area once completed.
	Road sweeping of dust is being undertaken using mobile van thereby preventing settled dust gets airborne due to movement of vehicles and high wind velocity and the same is recommended	Complying with. Two dust sweeping machines (mobile van) are working at site.
	High capacity vacuum cleaning machine installed at mobile truck is deployed for removal of dust settled on roads and the same practices will be implemented in the proposed project.	
	Regular wetting of the roads is undertaken through dedicated truck mounted spray arrangement with least	Complying with. Sprinkling of water is being done on the roads to control the dust.

S. No.	EMP Conditions	Compliance Status
	water consumption. The same will be implemented in the proposed activities.	
2.2	Noise Control Management Plan	
	High speed rotating equipments such as gantry cranes motors, hydraulic systems will be installed within-built acoustic systems to maintain the noise decibel as per the manufacturer specifications	Shall be complied. Mechanization of the south jetty is yet to be done.
	DG sets installed in open area will be provided with acoustic enclosure	Complying with. DG sets installed in open area will be provided with acoustic enclosure
	Compressors and Diesel generators and pump house will be installed in separate building provided with noise absorbing materials on the walls	Complying with. Compressor and DG sets are installed in separate building and provided with acoustic enclosures.
	Movement of vehicles within the port will be restricted with speed control measures	Complying with. <ul style="list-style-type: none"> • Speed is limited within the port premises. • Proper signage also provided within the premises.
	Using silent exhaust pipes for major diesel engine vehicles and heavy trucks operated inside the port	Complying with. All major diesel engine vehicles and heavy trucks operated inside the port are with silent exhaust.
	Planting trees which acts as barrier to arrest dispersion of noise levels along the internal roads and port boundary	Complying with. Green belt is being developed in an area of 18.0 ha including periphery of the project boundary.
	Using electricity powered equipment inside the port instead of diesel powered ones will be explored to the extent possible	Complying with. Liebherr & Gottwald Crane, Stacking & Reclaiming Conveyor, BWSR equipment are using electricity powered instead of diesel powered inside the port.
	Change management process will be implemented to modify operation to address noise pollution if occurs	Complying with. APDPPL is certified with the ISO 14001:2015. A proper change management process in place for any kind of deviation. However, there is no occurrence of noise level exceeding norms.
2.3	Storm Water Management Plan	
	Following areas will be provided with storm water drainage systems to prevent any surface run-off in to the sea. <ul style="list-style-type: none"> • Reclamation of 23 Ha back up area • Coal stock pile development of 7.7 Ha area • Railway siding area 	Complying with. Coal stock pile and Railway siding area are provided with storm water drainage. Reclamation of 23 Ha area is being done.
	<ul style="list-style-type: none"> • The drainage water will be channeled through a series of sediment traps to remove the majority of the coal sediment 	Complied with. Runoff from the coal storage is being routed through dump pond where all the particles settled down.

S. No.	EMP Conditions	Compliance Status
	before discharging into the natural drains.	
2.4	<p>Solid & Hazardous Waste Management Plan</p> <p>Port operator will prepare the robust waste management plan for the entire operations, process carried out during operation. As part of the plan, a scavenging boat will be anchored for collection of waste due to windblown in to the sea.</p> <p>In addition to the plan, the wastes that are expected to be generated will be disposed accordingly. The hazardous waste generated from the port operation will be disposed as per the HWM Rules 2008.</p> <p>Solid Waste generated during port operations will be disposed as per Solid Waste (Management & Handling) Rules 2000. Wherever possible the recycle and reuse will be explored for possibilities of recovery of any useful material. Option for recycle/reuse if not economical, then the waste will be disposed as per the SWM Rules, 2000.</p>	<p>Complying with.</p> <p>A waste management plan is in place and a boat is provided to collect the waste blown due to high wind into the sea.</p> <p>Complying with.</p> <p>All the wastes are being managed in compliance to the respective waste management rules as amended in 2016.</p>
2.5	<p>Green Belt Development Plan:</p> <p>It is proposed to develop nearly 6 ha. of green cover all along the boundary of the port. Green Buffer Zone is being implemented at Eastern project site along the boundary. Saplings of Casuarina and Pedilanthus are planted along the coal stacking yards and periphery of port area.</p> <p>It is proposed to develop further three tier greenbelt to increase efficiency of dust control.</p>	<p>Complying with.</p> <p>Three tier Green belt is being developed in an area of 18.0 ha including periphery of the project boundary.</p>
2.6	<p>Community Development Plan</p> <p>The proposed CSR programs are based on the needs felt and socioeconomic indicators of the study. The proposed CSR programs can be initially implemented in the five villages of the study area that is Lakhigam, Luvara, Jageshwar, Ambetha and Dahej. Based on the outcome of the CSR programs, it can be expanded to the other villages apart from the study area. The proposed CSR Programs can be grouped into the following subheadings.</p> <p>Health Promotions Programs</p>	<p>Complied.</p> <p>The CSR activities are executed at group level by Adani Foundation. Adani Foundation is taking care of Social-economic establishment activities and details of the same are enclosed as Annexure - 8.</p>

S. No.	EMP Conditions	Compliance Status																					
	<ul style="list-style-type: none"> ✓ Health Camps and Health Awareness programs on Institutional Births and Immunization programs ✓ Mobile Clinic 																						
	<p>Education Promotion Programs</p> <ul style="list-style-type: none"> ✓ Providing sustenance funds for maintaining School Infrastructure like Drinking water Facilities, Sanitation facilities and providing supplies etc ✓ Providing scholarship programs ✓ Sport Coaching centre 																						
	<p>Economic Development Programs</p> <ul style="list-style-type: none"> ✓ Knowledge centre regarding various government schemes and latest technology ✓ Skill Development Training Programs 																						
	<p>Women Empowerment</p> <ul style="list-style-type: none"> ✓ Sanitation Promotion Programs ✓ Construction and Maintenance of Sanitation complex ✓ Awareness Programs 																						
	<p>Infrastructure development Programs</p> <ul style="list-style-type: none"> ✓ Developing internal roads of villages ✓ Developing drainage systems ✓ Solar Street Lights ✓ Construction / Maintenance of Community Halls ✓ Social Forestry 																						
2.7	<p>Village Specific Infrastructure Development Programs:</p> <table border="1" data-bbox="260 1415 837 2107"> <thead> <tr> <th data-bbox="260 1415 328 1482">S. No.</th> <th data-bbox="328 1415 496 1482">Village</th> <th data-bbox="496 1415 837 1482">Programs</th> </tr> </thead> <tbody> <tr> <td data-bbox="260 1482 328 1592">1.</td> <td data-bbox="328 1482 496 1592">Luvara</td> <td data-bbox="496 1482 837 1592">Developing proper drainage system in the village.</td> </tr> <tr> <td data-bbox="260 1592 328 1697">2.</td> <td data-bbox="328 1592 496 1697">Dahej</td> <td data-bbox="496 1592 837 1697">Providing Safe Drinking water Facilities in the schools</td> </tr> <tr> <td data-bbox="260 1697 328 1874">3.</td> <td data-bbox="328 1697 496 1874">Dahej</td> <td data-bbox="496 1697 837 1874">Developing medical facilities in the PHC such as facilities for storage of perishable medicines,</td> </tr> <tr> <td data-bbox="260 1874 328 1942">4.</td> <td data-bbox="328 1874 496 1942">Jageshwar</td> <td data-bbox="496 1874 837 1942">Developing Drainage System</td> </tr> <tr> <td data-bbox="260 1942 328 2009">5.</td> <td data-bbox="328 1942 496 2009">Lakhigam</td> <td data-bbox="496 1942 837 2009">Developing Drainage System</td> </tr> <tr> <td data-bbox="260 2009 328 2107">6.</td> <td data-bbox="328 2009 496 2107">Lakhigam Luvara Jageshwar</td> <td data-bbox="496 2009 837 2107">Developing Solar Street Light and Internal Village Roads</td> </tr> </tbody> </table>	S. No.	Village	Programs	1.	Luvara	Developing proper drainage system in the village.	2.	Dahej	Providing Safe Drinking water Facilities in the schools	3.	Dahej	Developing medical facilities in the PHC such as facilities for storage of perishable medicines,	4.	Jageshwar	Developing Drainage System	5.	Lakhigam	Developing Drainage System	6.	Lakhigam Luvara Jageshwar	Developing Solar Street Light and Internal Village Roads	
S. No.	Village	Programs																					
1.	Luvara	Developing proper drainage system in the village.																					
2.	Dahej	Providing Safe Drinking water Facilities in the schools																					
3.	Dahej	Developing medical facilities in the PHC such as facilities for storage of perishable medicines,																					
4.	Jageshwar	Developing Drainage System																					
5.	Lakhigam	Developing Drainage System																					
6.	Lakhigam Luvara Jageshwar	Developing Solar Street Light and Internal Village Roads																					

S. No.	EMP Conditions			Compliance Status
	7.	Ambetha	Developing Drainage System	
	8.	Study Area Villages	Mobile Clinic providing medical facilities in the villages of the study area by having periodic visits and health camps.	
	9.	Study Area Villages	Developing Safe Drinking facilities at Schools in the study area.	
	10.	Jageshwar	Providing training programs on latest technology of fishing, free fishing equipments and providing vocational training programme for alternate income source.	
2.8	Environmental Management Cell			
	<p>APPPL has already established and maintained an Environmental Management Cell (EMC) with Head of Department (EHS), supported by field level executives and horticulturist for implementation of the compliance conditions as per Environmental Clearance obtained and GPCB Consent Conditions. Periodical monitoring activities are being undertaken by MoEF recognized and NABL accredited environmental laboratories. Environmental compliance reports are regularly submitted to MoEF regional office, Vadodara and New Delhi.</p>			<p>Complied. APDPPL has a well structured Environment Management Cell with qualified manpower for implementation of the Environment Management Plan. Detail of the Environment cell is enclosed as Annexure – 7.</p>
	<p>EMC will be further strengthened in view of the proposed expansion by augmenting resources such as manpower and field equipments, for effective compliance of environmental clearance conditions. Environmental monitoring program will be undertaken by MoEF recognized and NABL accredited environmental laboratories as part of compliance report preparation and its submission to GPCB, MoEF Regional Office, Vadodara and New Delhi.</p>			
2.9	Cost Estimates for Environmental Management Plan:			
	The estimated total cost of the proposed project is Rs.464.32 Crores. Under the			Complied.

S. No.	EMP Conditions	Compliance Status
	<p>project, about Rs.173.35 Crores is allocated towards pollution control equipment, implementation of environmental pollution control measures and environmental management programs.</p>	<p>Separate budget is allocated for Environmental Management and Socio Economic activities.</p> <ul style="list-style-type: none"> • Key components of environment budget are environmental Monitoring, STP's (O&M), Closed Conveyor System Maintenance etc. The allocation of revenue budget for Environment Cell for the FY 2019-20 was approx. Rs. 283.26 lacs. Details of the environmental budget and expenditure for the period April'19 to September'19 is enclosed as Annexure - 6.

Annexure - 5 Green Zone Details - APDPPL, Dahej

Sr.no.	Green Zone No	Location	Area in (Hect.)	Tree (No.)	Tree Spp.	Shrubs (Sq. Mt.)	Green Carpet (Sq.Mt.)	Palm	Remarks	FY
1	68 (a)	PMC office area Landscape / old pump house /Road side	0.45	500	Delonix regia/ Peltoforum /casurina (3 x3 m)	1000	1500	25	Implemented	2010-11
			0.23	250	Cassia semia/peltoforum/conocarpus (3 x3 m)					
			0.20	450	Coconut spp./ fruit trees (1.5 x 3 m)					
		Back side lakhibaba temple &Boundary site plantation (phase -1)	0.39	1300	Casurina Equisitifolia (1.5x 2 m)	0	0			
		Back side lakhibaba temple &Boundary site plantation (phase -1 a)	0.27	600	Casurina Equisitifolia (1.5x 3 m)	0	0	0	Implemented	2011-12
		Total	1.54	3100		1000	1500	25		
2	68 (b)	Gcptcl boundary wall site plantation (phase-1)	1.35	6000	Casurina Equisitifolia (1.5x 1.5 m)				Implemented	2011-12
		APPPL office area (SS-7)	0.32	400	Delonix regia /peltoforum/conocarpus/neem (2x4 m)	800	8000	200	Implemented	
		Gcptcl boundary wall site plantation (phase-1 a)	0.11	500	eucalyptus/ conocarpus (1.5x 1.5 m)	0	0	0	Implemented	
		Total	1.78	6900		800	8000	200		
3	68(C)	LNG Site Boundry wall site plantation	0.90	4000	Casuarina Equisitifolia /conocarpus(1.5x 1.5 m)	0		500	Implemented	2012-2013
4	68 (d)	Stack yard	0.68	3000	Casurina Equisitifolia/Eucalyptus /conocarpus(1.5x 1.5 m)	0	0	0	Implemented	
		Total	1.58	7000		0	0	500		
5		Road site Avenue tree plantation	0.68	1500	Casurina Equisitifolia/Conocarpus (1.5x 3 m)	3000	200	200	Implemented	2013-2014
			1.44	1600	Conocarpus (3x3 m)					
			0.90	1500	Conocarpus (2x3m)					
		Total	3.02	4600.00		3000	200	200		
6	68 (f)	Main gate Area Periphery /EHS/Road side	0.24	525.00	Casurina Equisitifolia (1.5x 3 m)				Implemented	2014-15 2015-16
			0.35	220.00	Conocarpus (4x4 m)				Implemented	
			0.23	500.00	Golden Bamboo (1.5x 3 m)				Implemented	
			0.60	500	Azardirecta indica /peltoforum/ Casurina (3x 4 m)	3450	2500		Implemented	
			0.256	320	Conocarpus /Casurina/forest trees (2x4 m)			Implemented		
			0.324	810	Conocarpus /Casurina (2x 2 m)			Implemented		
		Total	2.0	2875.0		3450	2500	0		
7		Coal yard area /Railway yard	0.15	255	Conocarpus /Casurina (2x 3 m)	0	0			2016-17 2017-18
			1.13	5000	Casurina Equisitifolia/conocarpus (1.5x1.5 m)	0	0	2000	Implemented	
			1.13	5000	Casurina Equisitifolia/conocarpus (1.5x 1.5m)		0		Implemented	
		Total	2.40	10255.00		0	0			
		Permenant Godown area	0.36	1380	Shrubs and forest tree plantation	1500	2100	100	Implemented	2018-19
		Coal Yard Area	1.14	2861	Conocarpus /Casurina (2x 2 m)	1200	0	0	Implemented	
		Periphery road side	0.68	3000	eucalyptus /conocarpus(1.5x 1.5 m)	0	0		Implemented	
		Total	2.18	7241.00		2700.00	2100.00	2000.00		
Trees Total Green Zone Area (Ha)			14.484450	41971.00		10950.00	14300.00	2925.00		
Shrub/carpet /palm Total Green Zone Area (Ha)			3.695			1.095	1.43	1.17		
Total Green Zone Area (Ha)			18.17945							

Annexure – 6: Environment Budget and Expenditure for the FY: 2019-20

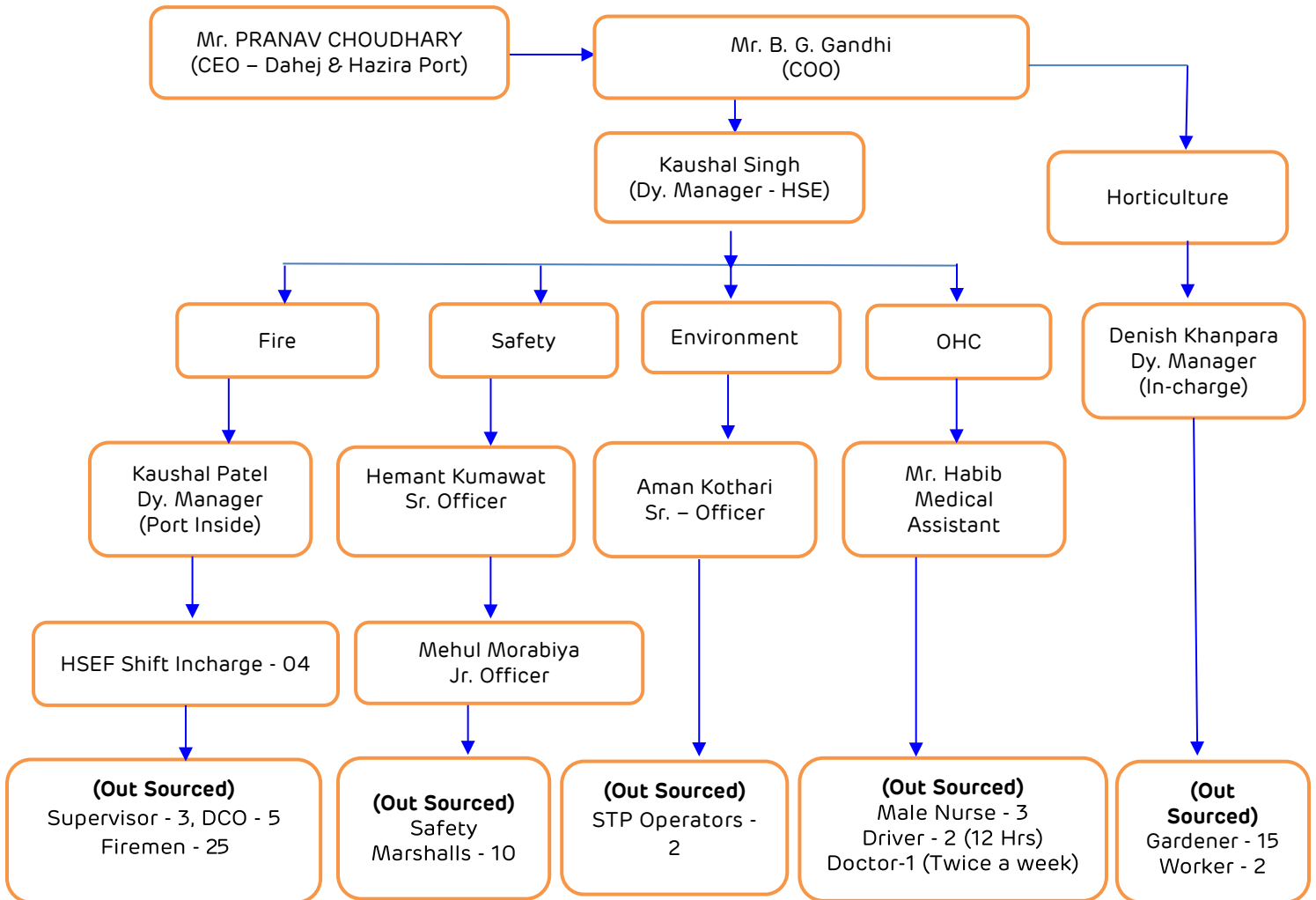
S. NO.	ACTIVITY/ CATEGORY	BUDGET (IN LAC)	EXPENDITURE (IN LAC)
1.	EHS Manpower	7.12	3.56
2.	Legal & Statutory Expenses	2.00	0.00
3.	Environmental Monitoring Services	23.10	18.30
4.	Water Consumption	61.20	24.84
5.	Hazardous Waste Management & Disposal	3.00	1.17
6.	Greenbelt Development and Plantation	50.59	25.29
7.	O&M of Pollution control measures	7.05	3.52
8.	Environment Day Celebration	0.50	0.50
9.	Treatment and Disposal of Bio-Medical Waste	1.92	1.92
10.	Operation and Maintenance of Road Cleaning equipment and manpower	26.30	13.15
11.	Operation and Maintenance of Fire staff	83.98	41.99
12.	Marine Ecology / Shoreline Monitoring	15.0	8.27
13.	Ergonomics and Health-hygiene Survey	1.50	0.0
TOTAL AMOUNT (IN LACS)		283.26	142.51

CAPITAL EXPENDITURE			
S. NO.	ACTIVITY/ CATEGORY	BUDGET (IN LAC)	EXPENDITURE (IN LAC)
1.	Horticulture Development	22.50	10.09
2.	EHS Display Board	5.0	2.5
3.	Sewage Treatment Plant	35.0	15.0
TOTAL AMOUNT (IN LACS)		62.5	27.59

Annexure - 7: Organogram of APPPL - Environment Management Cell

ADANI PETRONET (DAHEJ) PORT PVT. LTD.

Dept.: QHSE Management Cell



Details of Environment Cell				
S. No.	Name	Designation	Qualification	Work Experience
1.	Kaushal Singh	Dy. Manager -HSE	Dip-Mech, PGDFS, NEBOSH	12 Years
2.	Denish Khanpara	Dy. Manager	B.Sc. Horticulture, Post Diploma In Environment Technology (PDIEMT)	12 Years
3.	Kaushal Patel	Dy. Manager	B.Sc. Fire, Post Diploma In Environment Technology (PDIEMT)	14 Years
4.	Hemant Kumawat	Sr. Officer	Dip - Mech, Dip. In Fire & Safety, NEBOSH	10 Years
5.	Aman Kothari	Sr. Officer	M.Sc. Environment Science & Technology, PDIS	8 Years
6.	Mehul Morabiya	Jr. Officer	B.Sc. Fire & Safety, Advance Diploma in Industrial Safety, NEBOSH	9 Years

Half Yearly Report (2019 -20)

ADANI FOUNDATION, DAHEJ (GUJARAT)



SUSTAINABLE GROWTH

WITH GOODNESS

The Adani Foundation is the Corporate Social Responsibility arm of Adani Group with a vision to "*Accomplish passionate commitment to the social obligations towards communities, fostering sustainable and integrated development, thus improving quality of life*". It's an integrated infrastructure conglomerate that is committed to inclusive growth and sustainable development in not only the communities it operates in, but also in contributing towards nation building.

The Adani Foundation - Dahej has been running several activities and catering to the needs of the local people residing in 7 core and 5 peripheral villages. Our target population is 33467 beneficiaries comprising of 7839 families of these 12 project villages. The main castes are *Koli Patel, Rajput, Ahir and other castes are SC/ST & minorities*.

The activities performed under the CSR initiatives of the Adani Foundation fall under:

- ◆ **Education**
- ◆ **Community Health**
- ◆ **Sustainable Livelihood Development**
- ◆ **Community Infrastructure Development**

&

Special Projects

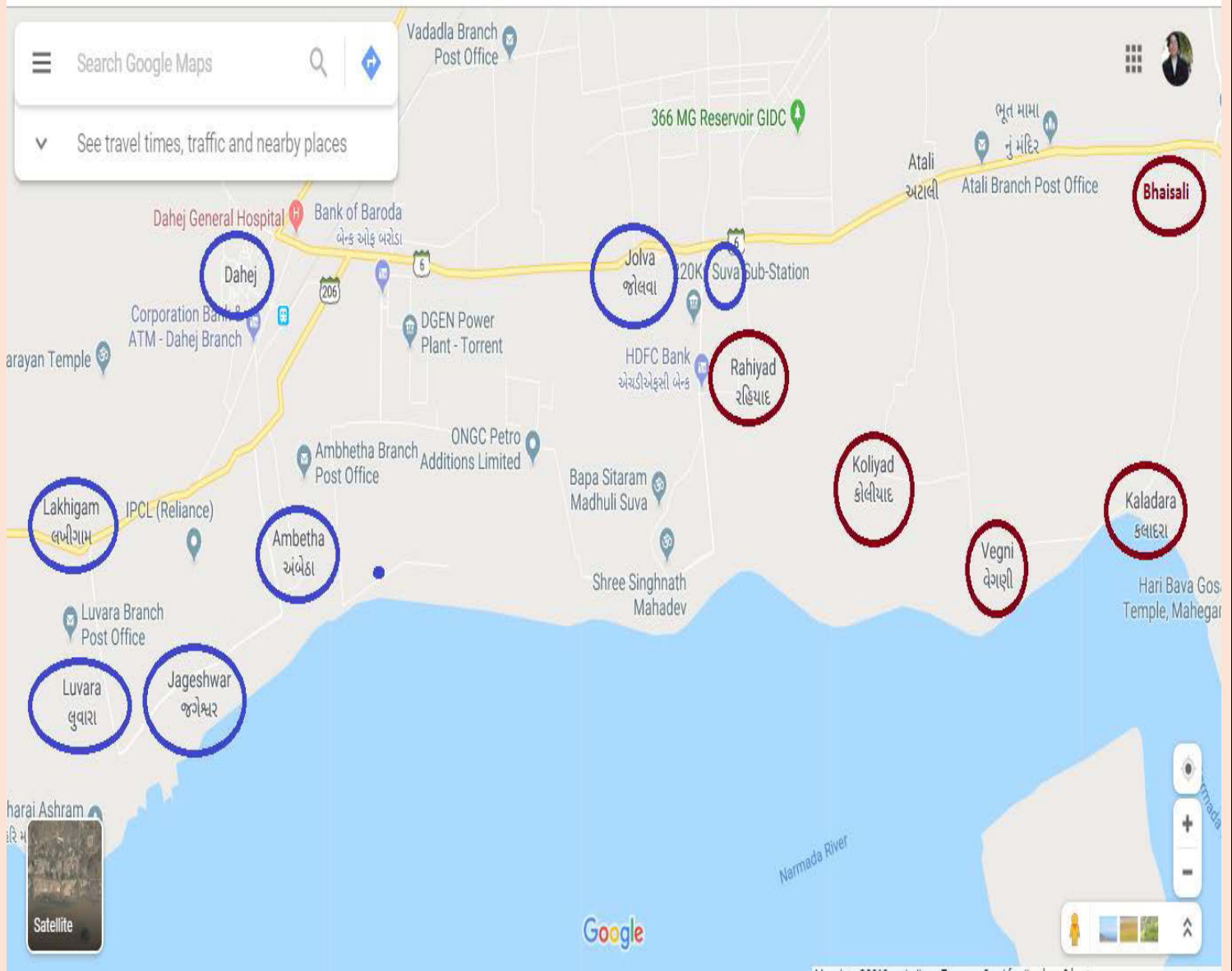
- **Project Swachhagrah**
- **Project SuPoshan**

AND

EMPLOYEE VOLUNTEERING

In FY 2019-20, Adani Foundation contributed largely towards the surrounding communities of Adani Dahej site in respect to its varied domains. Each domain has its set of objectives. All the objectives are fulfilled keeping in mind the vision of AF towards framing a better society all around its catchment area. This half-year Report throws light on Adani Foundation's activities performed and initiatives taken in last six months at Dahej site are:

Geographical Coverage



Villages' Demographic Profile

Core Villages

Peripheral Villages

C	Village	Household	Population	Male	Female
1	Rahiad	355	1694	862	832
2	Kaladara	393	1663	934	729

3	Bhaisali	228	1123	582	541
4	Vengani	202	908	462	446
S.N	Village	Household	Population	Male	Female
1	Lakhigam	1217	5760	3966	1794
2	Luvara	385	1663	873	790
3	Suva	413	1920	973	947
4	Jageshwar	383	1571	818	753
5	Dahej	3426	13495	8345	5150
6	Jolwa	338	1442	807	635
7	Ambheta	347	1552	807	745
	Total	6509	27403	16589	10814

Education



CSR -

DAHEJ

School Enrolment Drive

Under School Enrolment Drive Education kits distributed among school children. These kits contain school bag, compass, pencil, sharpener, eraser, colour box, water bottle, lunch box, note book (double line), note book (square) and Desi Hisab (Gujarati, Hindi and English).

KITS DISTRIBUTION DETAILS

S.N	Date	School	Quantity
1	13.06.19	Primary School, Jolwa	20
2		Primary School, Suva	35
3	14.06.19	Kumar Shala, Dahej	30

4		Kanya School, Dahej	50
		Primary School, Luwara	35
		Primary School, Lakhigam	60
		Primary School, Ambheta	30
		Primary School, Jageshwar	25
		Primary School, Vadiya-Dahej	15
		Primary School, Sakva	30
		TOTAL	330

Learning Enrichment Program

Brief about 2017-19:

- During these two years' main focus was to filling the gap of minimum level of learning in Gujarati language and Arithmetic.
- Majority work carried out for the targeted academic weak students of Grade 5th to 8th.
- We have conducted activity based remedial classes according to their learning level.
- We had completed the bridge course of Maths for the students of Std. 6th, 7th and 8th.
- The bridge course is contained with the key chapters of Maths that are very useful to cop up the syllabus.
- Made them main stream student by increased their level of learning.

Planning of activities for the 2019-20:

- Life Skill classes for the Grade: 6th, 7th and 8th.
- Minimum level of remedial classes for the Grade: 3rd, 4th and 5th.
- Enrichment of the knowledge of main subjects like Maths, Science by conducting Camps and BALMELA for the Std. 6th, 7th and 8th.
- Camps for Character building and patriotism for the students of Grade: 7th & 8th

Major Changes:

- Shifted the minimum level of remedial classes in Grade: 3rd, 4th and 5th so gaps can be filled in the students of early grades.
- Evaluation system of minimum level remedial classes adopted according to **Mission Vidya of Education, Govt. of Gujarat**
- Started implementation of Life Skill classes for Std. 6th, 7th and 8th.
- With the permission of Adani Foundation, we have started the working in the Ashram Shala of village Atali and discontinued in Primary School of village Ambheta.

Activities carried out during April - September, 2019:

- Conducted the Pre-Test (Baseline) for the minimum level remedial class for the Grade: 3rd, 4th and 5th.
- Defined the learning level of students of remedial classes and started classes.
- Conducted the teachers training during 20th& 21st August, 2019. Provided training of new evaluation system of remedial classes and Life Skill syllabus.
- Conducted school visits and provided the orientation to respective Principals for the activities to be carried out during the year 2019-20.
- Started implementation of Life skill classes in Grade: 6th, 7th and 8th.
- Carried out the remedial classes of minimum level of learning in Grade: 3rd, 4th and 5th.
- To improve the attendance of students in LEP classes, we provide gift as appreciation prize.

Brief about Life Skill Education

Need and Objective

- Students get education just exam-oriented, not life-oriented. So it doesn't make sense, so it doesn't even come into practice.
- The student is incapable to obtain employment, business and growth, unable to discharge the responsibility. So there is a big gap between education and living of life.
- A lot of skills and moral value are lacking in today's youth such as confidence, patriotism, responsibility, ability to set goals, higher viewpoints, problem solving, and positive thinking etc.
- The scholar students fail to solve the real problem of life and choose the wrong ways. So there is a need an hour is life skills education.
- The enhancement of Skills that lead the life meaningful is requiring in the age of 11 to 19. This is the time to shape growing young mind.
- Life skills have been defined by the World Health Organization (WHO) as "abilities for adaptive and positive behavior that enable individuals to deal effectively with the demands and challenges of everyday life".

Syllabus and way of implementation:

The activity based lessons have been developed on the below mentioned topics:

(1) Self-Awareness (2) Communication (3) Problem solving Capability

(4) Critical Thinking (5) Emotional intelligence (6) Sensitivity

(7) Interpersonal relation (8) Decision Making (9) Creative Thinking

(10) Stress Management Capability

- The syllabus is distributed in 30 chapters annually for each grade and divided 15 chapters in each academic term of each Grade.
- After completing the remedial activity, our teacher find out the free period from the time table of Gr. 6-7-8 and conduct special Life Skill class. Students enjoy lot.

- There is no specific tool to measure the level of understanding developed in the students but we conduct small examination as well as evaluate informally.

Success Stories of Life Skill Education:

Teacher, now I don't eat outside food...

As a part of Life Skill education course, I taught 3 lessons of 'Eating Habits of Good Food' in Std. 6th.

I observed, a student Vrushali was learning with full of concentration in the class.

A few days later, she met me in the recess and shows her snack box. I say, what is it? Replied, "Teacher, Look I have a homemade breakfast. I told my mom, the teacher used to say that if we eat outside food would sick. So now my mom makes breakfast every day at home. "

I know that most of the children use to eat packed food available outside the school during the recess like wafers etc.

I was very happy to see the smiley face of Vrusal. I felt that what a positive impact happens on an innocent mind by the power of our words.

The Life Skill education creates an understanding of small but meaningful things in our life. In the long term, it forms habit and makes our life very successful.

Always motivated face of Vrushali and her trust inspires me towards my work with more enthusiasm.

- **Renuka Gohil, LEP Teacher
Kanyashala, Dahej**

Harpaksh,

An aroma of understanding

There was a deep thought in my mind that while teaching and learning process of each and every values of life skill education gives me something missing somewhere in my life. Various aspects of value education such as self-awareness, creativity, communications, indentifying and bringing out the talent, development of thoughtfulness, etc. taught a lot in life.

Learning was more fun during one-on-one activities than just teaching. I become as curious as children. The petals began to grow from each bud of understanding while thinking with kids about each activity and scent of the floral of understanding began to spread.

A question raised in mind if I learned it in my childhood? But I am blessed because this is not too late.

Harpaksh Lathia, a student of Std.7th who grew up like flower in the garden while conducting the activity. It is felt that his laughter spreads the aroma of understanding. In the activity of each chapter his enthusiastic involvement is noticeable, He absorbs a lot from small things and one can see it in his behaviour. I have observed expanding horizon of his understanding.

His strong self-confidence, sweet speech with the sense of how much and how to speak and where to keep silence. In front of audience, he can effectively deliver the thoughts with free flaw speech.

All of this makes him a winner of the debate competition of Group Schools of Dahej area.

In the primary education, if a child's conceptual power develops the complexity of life become clear. Lead the life with true understanding; he can evaluate himself at each and every step of life.

On behalf of Adani Foundation and Vidyabharti Foundation, when I participate in such activity at School, I feel peace and calm in the stressful life.

- **Nirmala Gohil, LEP Teacher,
Primary Mishra School, Lakhigam**

The Glimpses of activities.



Community Health

Mobile Healthcare Unit (MHU), a health care service of HelpAge India to provide primary medication to the needy community people who live far from urbanized sector or in rural where healthcare is uneasy to access for. HelpAge India's MHU reaches such people at their door steps and provides them qualitative primary health care as well as guides them for advance treatments.

With the support of Adani Foundation, such unit is operational in Dahej, Bharuch district since Dec-2014, covering 6 villages initially. Now the MHU is reaching to 13 villages in and around Dahej. The project has achieved his basic mile stones of reaching maximum numbers of people to provide the services, from 500/month average treatments to 2000+ treatments per months.

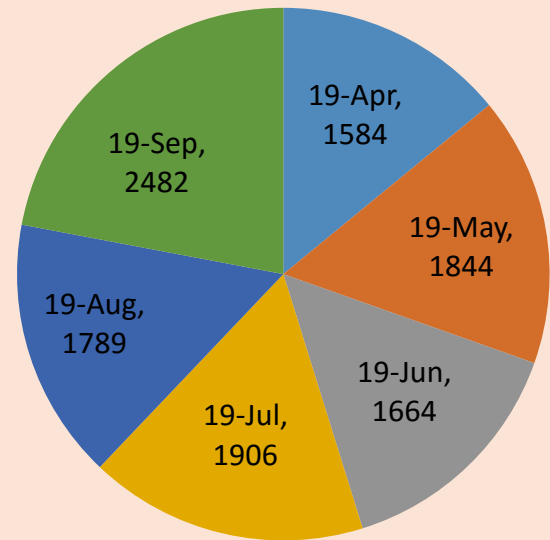
During the last half year i.e. from April-19 to September-19 the MHU has achieved 11269 treatments in 13 villages, out of which the bifurcation of male and female is 4352 & 6917 respectively. There has been a good increase in the treatments from 1584 in April-19 to 2482 in September-19. Highest treatments in these six months have been availed by Lakhigam and that is 1254. It is also observed that the ratio of female patients is more than male. 38.61% male treatments and 61.38% female treatments are registered during this period. It has also done 13 awareness sessions in the community to make them aware about health and seasonal health issues. The team has visited bedridden patients who cannot come to MHU to provide our service as well as further guidance by the MBBS doctor. 3 general health camps have been also done in this period. Total 63 patients have been referred for further treatments to nearby government or charitable health service providers. Total 1854 new patients have been registered during the said half year.

Statistical Details

i. Nos. of Treatments

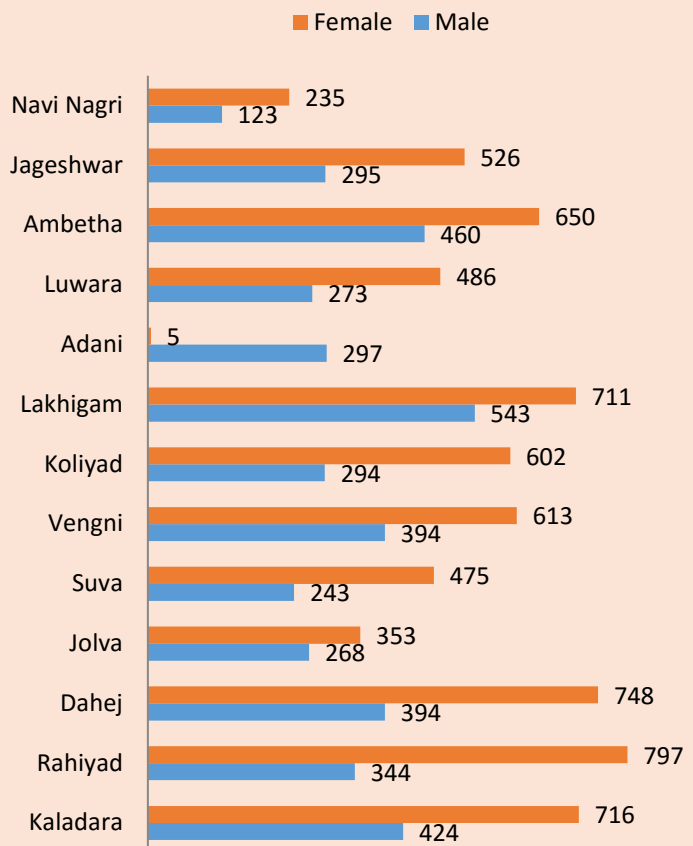
Month wise Male - Female and Total Treatments

Month	Male	Female	Total
April-19	609	975	1584
May-19	716	1128	1844
June-19	634	1030	1664
July-19	712	1194	1906
Aug-19	679	1110	1789
Sep-19	1002	1480	2482
Total	4352	6917	11269



Village Wise Male & Female Treatments

MHU Sites	Male	Female	Total
Kaladara	424	716	1140
Rahiyad	344	797	1141
Dahej	394	748	1142
Jolva	268	353	621
Suva	243	475	718
Vengni	394	613	1007
Koliyad	294	602	896
Lakhigam	543	711	1254
Adani	297	5	302
Luwara	273	486	759
Ambetha	460	650	1110
Jageshwar	295	526	821
Navi Nagri	123	235	358
Total	4352	6917	11269



ii. Nos. of New Patients

This half year was a good for the MHU as it could register 1854 new beneficiaries in total. Out of which male were 877 and female patients were 977.

April to June New M & F Registration

Villages	April			May			June		
	M	F	TOTAL	M	F	TOTAL	M	F	TOTAL
KALADARA	9	11	20	8	12	20	10	11	21
RAHIYAD	15	16	31	14	13	27	5	12	17
SUVA	6	12	18	6	13	19	9	12	21
JOLVA	3	1	4	8	11	19	8	3	11
DAHEJ	14	22	36	25	22	47	28	35	63
LAKHIGAM	5	16	21	16	14	30	25	22	47
LUWARA	3	14	17	7	8	15	7	12	19
ADANI	0	0	0	0	0	0	0	0	0
NAVINAGRI	0	0	0	0	0	0	2	6	8
AMBHETA	9	8	17	14	12	26	24	11	35
JAGESHWAR	8	5	13	6	18	24	6	7	13
VENGANI	1	3	4	5	15	20	2	7	9
KOLIYAD	3	2	5	7	11	18	8	6	14
Total	76	110	186	116	149	265	134	144	278

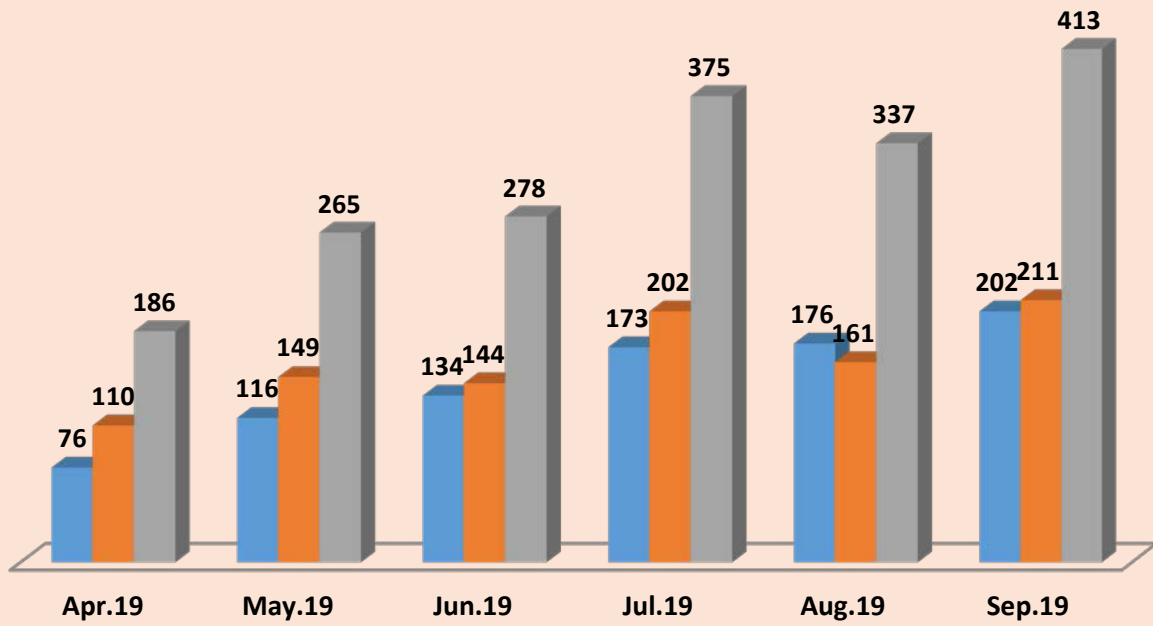
July to September New M & F Registration

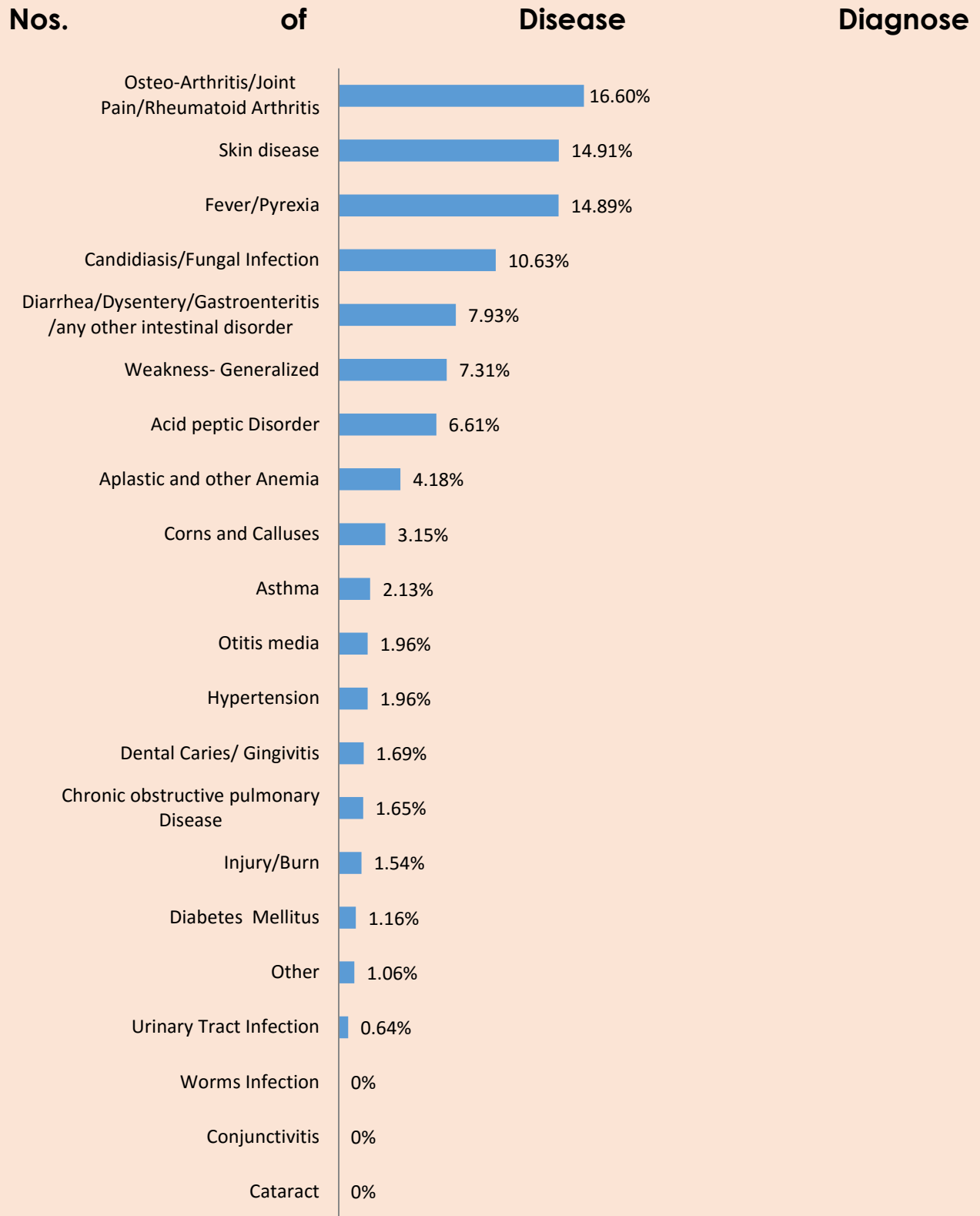
Villages	July			August			September		
	M	F	TOTAL	M	F	TOTAL	M	F	TOTAL
KALADARA	20	19	39	11	14	25	15	10	25
RAHIYAD	8	19	27	4	10	14	15	18	33
SUVA	22	21	43	6	7	13	16	27	43
JOLVA	15	14	29	19	9	28	8	9	17
DAHEJ	32	44	76	16	14	30	39	38	77
LAKHIGAM	26	27	53	11	11	22	30	48	78
LUWARA	4	10	14	14	17	31	6	11	17
ADANI	0	0	0	0	0	0	19	2	21
NAVINAGRI	6	5	11	17	22	39	2	1	3
AMBHETA	22	18	40	41	22	63	36	30	66
JAGESHWAR	9	5	14	7	1	8	7	10	17
VENGANI	5	5	10	16	18	34	3	4	7
KOLIYAD	4	15	19	14	16	30	6	3	9
Total	173	202	375	176	161	337	202	211	413

It has been observed that the new registration has increased from 186 in April-19 to 413 in Sept-19.

Month Wise New M & F Registration

■ Male ■ Female ■ Total





Diagnosis	Total
Acid peptic Disorder	811

Aplastic and other Anemia	513
Asthma	262
Candidiasis/ Fungal Infection	1305
Cataract	0
Chronic obstructive pulmonary Disease	203
Conjunctivitis	0
Corns and Calluses	387
Dental Caries/ Gingivitis	207
Diabetes Mellitus	142
Diarrhea/ Dysentery/ Gastroenteritis/ any other intestinal disorder	973
Fever/Pyrexia	1827
Hypertension	240
Injury/Burn	189
Osteo-Arthritis/ Joint Pain /Rheumatoid Arthritis	2037
Otitis media	241
Skin disease	1830
Urinary Tract Infection	78
Weakness- Generalized	897
Worms Infection	0
Other	130

Awareness Activities

In last six months (April to Sept-19) the team has conducted 13 health awareness sessions in difference village, as a precautionary step. The sessions covered topics like Sanitation, Hypertension, Water Born Disease, Arthritis, and Diabetes. 854 village people have participated in these sessions.

No	Topic	Venue	Date	Total		
				M	F	Total
1	Sanitation	Koliyad	3/4/19	0	25	25
2	Water Borne Diseases/ Seasonal diseases	Dahej	22/6/19	11	7	18
3	Water Borne Diseases/ Seasonal diseases	Lakhabava Temple	25/7/19	0	30	30
4	Sanitation	vengni	28/8/19	41	44	85
5	Sanitation	Ambheta-School	6/9/19	44	43	87
6	Diabetes	Ambheta-Motu Faliyu	6/9/19	13	27	40
7	Sanitation	Jageshwar-school	6/9/19	66	84	150
8	Hyper-Tension	Jageshwar-Prajapati Faliyu	6/9/19	22	11	33
9	Water Borne Diseases/ Seasonal diseases	Lakhigam-Rathod Faliyu	14/9/19	24	36	60
10	Arthritis	Jageshwar-Mandir Faliyu	20/9/19	14	28	42
11	Arthritis	Dahej-Rana Faliyu	24/9/19	2	19	21
12	Sanitation	Atali-Ashram Shala	25/9/19	116	76	192
13	Other	Jageshwar Primary School	27/9/19	26	45	71

Home Visits

We say, that we provide services at door step and it has been proven by the team for special cases where a weak, very aged or bedridden patients cannot come to MHU, the team goes to his/her home to check his/her health condition and provide best of our service, guidance. In this half year we have done such 23 Home Visits where patients were not in a condition to avail this facility.

No	NAME	Age	M/F	Village	Date	Treated
1	Manisha Ranjeet Rathod	20	F	Luwara	11-4-19	Effect of Malaria
2	Bhikha Govind Valand	47	M	NaviNagri	26-4-19	Multiple boils on both foot
3	Girdhar Lakhu Parmar	83	M	Vengni	17-4-19	Fracture of neck of femer
4	Sanu Chandubhai Gohil	75	M	Lakhigam	30-5-19	Paralysis attack
5	Chandu Bhagwan Darji	70	M	Kaladra	27-5-19	Hypertention
6	Lakhu Chhitu Gohil	72	M	Lakhigam	6-6-19	High Fever Cough and cold
7	Chandubhai Meethabhai Parmar	75	M	Lakhigam	20-6-19	Soft tissue injury not able to walk

8	Dhiraj Meethabhai Parmar	80	M	Lakhigam	20-6-19	TB Patient and having body ache and fever
9	Shankarbhai Khorabhai Rathod	75	M	Jolva	23-7-19	Having blur vision & diarrhea
10	Amarsinh Kuldeepsinh Parmar	65	M	luwara	25-7-19	Severe backache on right side with right leg
11	Dinesh Govind Rathod	35	M	Lakhigam	22-8-19	# on Dorsum on Right foot
12	Jara Karsan Rathod	68	F	Lakhigam	22-8-19	loss of Appetite, joint Pain
13	Amba Prabhat Rathod	85	F	Lakhigam	22-8-19	Cellulites
14	Narendra Raman Yadav	59	M	Ambetha	23-8-19	Pain & Weakness Right Doron of foot
15	Punji Kabhai Rathod	75	F	Kaladra	26-8-19	Corn Cold & Fever
16	Ratan Harman Rathod	65	F	Koliyad	28-8-19	Giddiness
17	Akal Harnar Singh	53	M	Kaladra	2-9-19	Weakness
18	Swarup Ghanshyam Rana	84	M	Dahej	3-9-19	Burning Pain On Both SOLE
19	Vithhal Nagji Rathod	51	M	Lakhigam	19-9-19	Excessive Rheumatoid Arthritis
20	Kishan Natvar Rathod	31	M	Lakhigam	19-9-19	crack In Leg, Fever, Injury On Hand
21	Girdharbhai Laxmanbhai Parmar	75	M	Vengni	25-9-19	#Bone & Pain, Fever
22	Champa Pravinbhai Rathod	55	F	Vengni	25-9-19	Fever For Last Month & Weakness
23	Maniben Soma Parmar	75	F	Ambetha	27-9-19	Cold, cough fever Not Able to walk

Referrals

We at MHU can provide qualitative primary health care to the patients. The patients who need further treatments for particular/chronic disease, we refer them to nearby government health services or a charitable health care where discounted services are provided to visitors. In this period total 63 such cases have been referred for further treatments.

No	NAME	DATE	Village	Age	M/F	Referral Reason
1	Dhiraj Meethabhai Parmar	20/6/19	Lakhigam	80	M	TB patient having problem of breathing
2	Hari Laxmi Gohil	29/7/19	Rahiyad	75	M	Query of having paraplegia on left side.
3	Uked Mela Rathod	26/7/19	Ambetha	68	M	Cellulitis on left leg
4	badhu chotu Rathod	2/8/19	Kaladra	55	M	eyes infection
5	Arif kasun raj	10/8/19	Rahiyad	26	M	Fungal Infection
6	Sunita arif Raj	10/8/19	Rahiyad	25	F	Fungal Infection
7	Nasin Ajit Raj	11/8/19	Jolva	41	F	Joint Pain
8	Madina Bachu Sindha	20/8/19	Kaladra	51	F	Joint Pain
9	AKAL HARNAR SINGH	2/9/19	Kaladra	53	M	Jaundices
10	Ratan Nagji Gohil	2/9/19	Rahiyad	55	F	Hypertension
11	Dabhai Ramsang Gohil	2/9/19	Rahiyad	50	M	High Sugar

12	Raman Mandal Rahiya	3/9/19	Dahej	46	M	Head Injury
13	Bippin Sankar Gajjar	3/9/19	Dahej	65	M	Arthritis
14	Swarup Ghanshyamsingh Rana	3/9/19	Dahej	84	M	Diabetes
15	shita Bhagat Parmar	3/9/19	Suva	56	F	Hypertension
16	Balvant Bhagvan Gohil	4/9/19	Lakhigam	40	M	Hypertension
17	Ishwar Mohan Gohil	4/9/19	Lakhigam	60	M	Hypertension
18	Vansh Haresh Ahir	4/9/19	Lakhigam	5	M	Phimosi
19	Pahadsingh Laxman Makwan	6/9/19	Ambetha	63	M	Diabetes(H)
20	Raiji Sana Makwana	6/9/19	Ambetha	65	M	Diabetes(H)
21	Radha Narsang Gohil	6/9/19	Ambetha	55	F	Diabetes(H)
22	Lila Sama Makwana	6/9/19	Ambetha	65	F	Diabetes(H)
23	Dhara Ramsang Parmar	6/9/19	Ambetha	75	F	Diabetes(H)
24	Geeta Vasand Makwana	6/9/19	Ambetha	45	F	Diabetes(H)
25	Magan Parsottam Prajapati	6/9/19	Jageshwar	55	M	Diabetes(H)
26	Pratap Badhar Sindha	11/9/19	Koliyad	65	F	Arthritis
27	Arun Jenti Rathod	12/9/19	Lakhigam	15	M	Excessive Vomit
28	Chiman Magan Rathod	12/9/19	Lakhigam	45	M	Eye Infection
29	Rajik Ashmahahmed Mek	12/9/19	Adani	24	M	Fungal Infection
30	Pradip Biren Lodhi	12/9/19	Adani	24	M	Skin Infection
31	Ghanshyam Praghal Gohil	12/9/19	Adani	45	M	Skin Infection
32	Harikrishana Bhikhabhai Ram	12/9/19	Adani	49	M	Skin Infection
33	Maniram Dhanana Padhiyar	13/9/19	Adani	50	M	Cataract
34	Santa Raisang Gohil	13/Sep/19	Ambetha	60	F	Diabetes(H)
35	Naina Ambaben Makwana	18/Sep/19	Vengni	40	F	Excessive Pain
36	Daksha Ranjit Gohil	18/Sep/19	Vengni	36	F	Diabetes(H)
37	Kapilaben Chatursingh Parmar	18/Sep/19	Vengni	65	F	Diabetes
38	Urvashi Hitesh Makwana	18/Sep/19	Vengni	19	F	Skin Infection
39	Laxman Ratanji Parmar	18/Sep/19	Vengni	65	M	Ear Infection
40	Natvar Babar Rathod	19/Sep/19	Lakhigam	37	M	Injury & Chest Pain
41	Narmada Govind Rathod	19/Sep/19	Lakhigam	60	F	Infection
42	Mani Babar Rathod	19/Sep/19	Lakhigam	65	F	Chest Pain
43	Divya Manubar Rathod	19/Sep/19	Lakhigam	55	F	Excessive Cough
44	Ajay Marsan Babriya	19/Sep/19	Lakhigam	30	M	Leg Injury
45	Sita Bhikha Gohil	19/Sep/19	Lakhigam	61	F	Fungal Infection
46	Vithhal Manji Rathod	19/Sep/19	Lakhigam	57	M	Back Pain
47	Somi Manji Ahir	19/Sep/19	Lakhigam	65	F	Eye Infection
48	Soma Laxman Ahir	19/Sep/19	Lakhigam	40	M	Head Injury
49	Rakesh Budha Rathod	20/Sep/19	Ambetha	35	M	Leg Injury
50	lila Bhagatsingh Gohil	20/Sep/19	Ambetha	68	F	Chest Pain
51	Sanjay Ramsingh Chawada	20/Sep/19	Ambetha	57	F	High Sugar
52	Manibhai Somabhai Parmar	20/Sep/19	Ambetha	68	F	High Sugar
53	Sanjay Vasist Shah	20/Sep/19	Ambetha	45	M	Diabetes
54	nansang Chitu Solanki	20/Sep/19	Ambetha	60	M	Diabetes

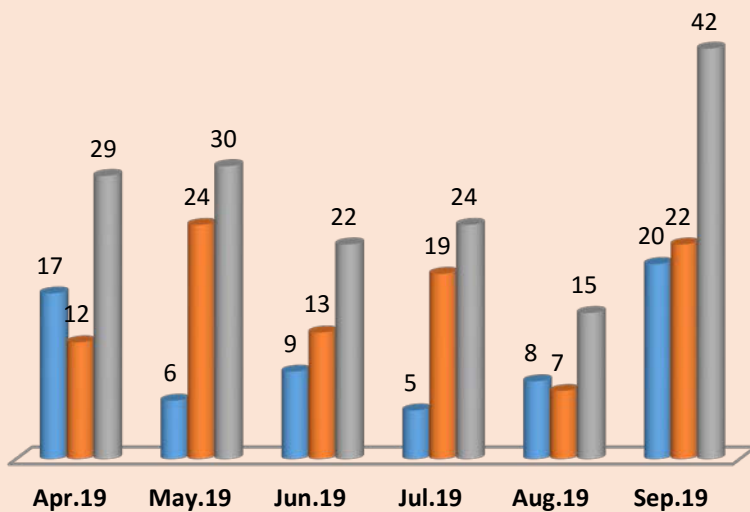
55	Vastar Gambhir Rathod	20/Sep/19	Ambetha	56	F	Diabetes
56	Thakorbbhai Parsottambhai Rathod	20/Sep/19	Jageshwar	59	M	Diabetes
57	Ganpat Umed Gohil	24/Sep/19	Dahej	55	M	Diabetes
58	Ramila RanjitShingh	25/Sep/19	Vengni	50	F	Diabetes
59	Girdhar Lakha Parmar	25/Sep/19	Vengni	75	F	Back Pain
60	Diya Natvar Gohil	26/Sep/19	Lakhigam	7	F	Infected Scabies
61	Ramila Ramesh Gohil	26/Sep/19	Lakhigam	60	F	Fungal Infection
62	Sonu Saiji Gohil	26/Sep/19	Lakhigam	52	M	Fungal Infection
63	Chandu Ramsang Parmar	26/Sep/19	Lakhigam	50	M	Diabetes

Diabetes Checkup (RBS)

In last six month total 162 blood sugar tests have been done by the MHU.

Month Wise Diabetes Check up

■ Male ■ Female ■ Total



Diabetes			
Month	Male	Female	Total
Apr.19	17	12	29
May.19	6	24	30
Jun.19	9	13	22
Jul.19	5	19	24
Aug.19	8	7	15
Sep.19	20	22	42
Total: -	65	97	162

General Health Camp Details:

To spread the coverage and reach maximum numbers of people we have organized 3 general health camps in this half year, in Kaladara, Navi Nagri and Atali Ashram Shala. With these camps we could reach to 240

Date	Village	Total		
		Male	Female	Total
15-July-19	Kaladara	57	50	107
6-Aug-19	Navinagri	33	33	66

25-sep-19	Atali Ashram Shala	37	30	67
	TOTAL	127	113	240

Case Studies

Beneficiary Name:- Dhiraj Mithabhai Parmar

Age:- 80

Sex:- Male

Address:- Lakhigam

Family History:-

He is 80 years old male residing at Lakhigam village Parmar Faliya with his wife. His son looks after all his requirement. His son has own shop. He is totally depended on MHU for primary Health Treatment. He was taking medicine from MHU, but since last one and half month he didn't came to visit.



Medical History:-

Patient is old case of pulmonary cochs and core pulmonar. Patient having TB.

MHU Intervention:-

Complaint of cough with exportal, weakness, unble to take food, accept liquid diet. Patient having fever , bodyache. On examination pulse 100 per minute(tachycardia). Temrature ++ that means it was high. Bylateral rals with rhocia. Doctor given cough syrup, paracetamol , Salbutamol.

Name : - Chhitubhai khushalbai Parmar

Age : - 80 Years old

Gender:- Male

Village:- Jageshwar

Disease:- BRONCHIAL ASTHAMA WITH HYPER-TENSION



Family History: - Chhitubhai is 80 years old living in Jageshwar village located in Vagra Taluka. He had one son who expired in road Accident before 25 years. His daughter got married and staying very far from this village and settled with her own family. Currently Chhitubhai and his wife (75 years) live together. Both are support of each other now.

Previously he was having temporary service in semi government to inspect the crop of cottonseed for 12 years and then he started his own farm in the year 1985. He did not find any profit of the same and given up the farming job. Now at present he is getting some nominal amount from some investment and pulling on his life. He does not have any other sources of income.

Medical History and Diagnosis: - Before 4 years he was suffering from chronic bronchial asthma. He took treatment from local Dr. Subhashbhai Dahej. He was having some urinary complaints and not recovered by local doctor and was referred to Bharuch hospital. There he was operated, and later he was recovered from the disease. Then he got hypertension later on and it was not controlled. Then he went to Palm Land Hospital, Bharuch and recovered from urine Problem but COPD was not recovered. Later on he started treatment of our MHU since 1.5 years. He is under regular check-up & treatment of Dahej MHU and feeling better relief.

Current Status: - At Present he feels better and performs his daily routine work. A good & regular counselling and Medical advice can cure even the permanent disease he told us our Help Age India MHU Van & Adani Have Proper benefit of check-up. Medicines & Proper Attention time & counselling therefore he got proper benefit of this Service of MHU van

He is very happy for the treatment given by the van and conveys warm Regards to Adani & Help Age India for the Proper Recovering

Mr. Chhitubhai is thankful to ADANI Foundation and Help Age India for such a good service.



Blood sugar test at Ambheta village



Patients' treatment at MHU



Patient Waiting for Checkup at Ambheta village.



Awareness Program in School

SUSTAINABLE LIVELIHOOD DEVELOPMENT

PASHUDHAN PROGRAM

Adani Foundation in partnership with BAIF institute for Sustainable Development (BISLD) is implementing Cattle Breeding Centre (CBC) i.e. Animal Husbandry Project (Pashudhan Program) and vegetable cultivation in 12 villages surrounding Adani Port, Dahej.

Activities undertaken

- **Artificial Insemination:** Animal holding families are now ready to accept artificial breeding method for production and reproduction of good animals through **Artificial Insemination**. It leads to better animals with high milk capacity and in healthy condition. 201 animals covered so far in the first six months of financial year 2019-20.
- **Deworming:** Deworming leads to improved health condition of milking animals for increasing productivity. It also reduces calf mortality occurred due to heavy end parasitic infestation.
- **Vermi compost:** Vermi compost is a quality compost to be used as an organic amendment that contribute to improve soil fertility, promotion of natural farming with leaving dependency on chemical fertilizers ultimately reducing costing and better health benefits to end users. Selected prospective beneficiaries provided material support for demonstration and projection to propagate these units to be envisaged at large scale as this manure is widely accepted by household as well industrial purpose for greenbelt in surrounding industries.
- **Calf rearing & awareness program:** Under this program calves and buffaloes of 3-4 months' age group are registered for one year and cattle feed, vaccinations, deworming tablets are provided round the year as per their daily requirement. Animal holding families are educated on nutritious food intake and scientific approach of animal care. During 6 months of FY 2019-20, 49 calves are registered and 4 awareness programs held so far.
- **Exposure Visit:** 45 farmers of peripheral villages visited ADIWASI TALIM KENDRA, LACHCHAKADI. Objective of this visit was to create awareness among them about scientific dairy management practices and organic farming.



Calving



Examination



Deworming camp



Distribution of vermi compost bed



Exposure Visit



Awareness Meeting

Village wise Livestock Status

S.N	Village	Total Family	Families having Livestock	% Families having livestock	Cow	Buffalo	Total Animal
1	Dahej	1307	31	2.37	41	258	299
2	Lakhigam	273	37	13.55	25	53	78
3	Luwara	257	41	15.95	40	81	121
4	Jageshwar	188	27	14.36	34	38	72
5	Ambheta	472	34	7.20	2	148	150
6	Suwa	332	94	28.31	43	162	205
7	Rahiyad	248	29	12.18	5	113	118
8	Jolva	637	9	1.41	126	52	178
9	Koliyad	238	29	12.18	5	113	118
10	Vengani	183	49	26.78	122	108	230
11	Kaladra	351	77	21.94	222	438	660
12	Atali	452	20	4.42	4	102	106
	Total	4938	489	9.84	674	1696	2370

Artificial Insemination and PD Calving Report

Planning vs Achievement

S.N	Name of Activities	Total Plan 2019-20	6 Month Plan 2019-20	Achievement	Remarks % of work
		Unit	Unit	Unit	
1	Artificial Insemination	600	280	201	72
2	Animal Examination	470	210	252	120
3	Animal Pregnancy Examination	260	130	144	111

4	Calving	286	130	80	62
	Male	143	65	35	54
	Female	143	65	27	42

S.N	Village	April – September 2019		
		AI	PD	Calving
1	Dahej	26	23	7
2	Lakhigam	12	11	9
3	Luvara	20	17	6
4	Jageshver	1	1	2
5	Ambheta	0	4	0
6	Suva	2	5	2
7	Rahiyad	2	3	0
8	Jolava	1	2	0
9	Koliyad	19	16	2
10	Vagani	51	40	40
11	Kaladara	61	20	11
12	Atali	6	2	1
	Total	201	144	80

**Project Activities
Planning vs Achievement**

SR. NO	Project Activities	Total Plan 2019-20		6 Month Plan 2019-20		Achievement		Remarks
		Unit	No.of	Unit	No.of	Unit	No.of	
1	Livestock Training /Farmers' Participation	5	175	5	175	4	219	4 village Male-102 Females -117
2	Exposure Visit / Farmer	2	100	2	100	2	96	7 Village Male -84 Femeles-12

3	Calf Rearing calf	49	49	49	49	49	49	
4	Dewormed Animal Coverage	3044	3044	3000	3000	2154	2154	Ongoing activities
5	Infertility Treated Animal camp	8	200	2	50	2	55	
6	Fodder Demo /Demo Plot	3	3	3	3	3	16	
7	Cattel Shed	3	3	0	0	0	0	
8	Chaff Cutter Demo to SHG Member	1	10	1	10	1	10	Shakti Mahila Mandal, Luvara 10 Members
9	Kitchen Garden/ Beni	250	250	0	0	0	0	Nursery development is in progress
10	Vermicomposting Beni/Beds	5	5	5	5	0	0	Beneficiaries identified
12	Travis (Animal Treatment Work)	5	5	5	5	0	0	
13	Sorted Semen	80	80	35	35	36	29	

Livestock Training Program

S.N	Training			
	Village	Male	Female	Total
1	Kaladara	45	5	50
2	Suva	28	42	70
3	Luvara	13	34	47
4	Jageshver	16	36	52
		102	117	219

S.N	Exposure Visit			
	Fist Tour	Male	Female	Total
1	Koliyad	15	0	15
2	Vegani	8	0	8
3	Kaladara	19	0	19
4	Atali	2	0	2
	Total	44	0	44

WOMEN EMPOWERMENT

SHIV SHAKTI SAKHI MANDAL, JAGESHWAR



- **310 School bags for the students of Govt. Schools**
- **135 jute bags for Aditya Birla Company**

**Community Infrastructure
Development**

**OVERHEAD TANK,
LAKHIGAM
CAPACITY: 2000 Litre
Direct Beneficiaries: 1000**



**CLASSROOM,
GOVT.SCHOOL, SUVA
CAPACITY: 205 students**

**COMMUNITY
LAKHIGAM**

HALL,

BENEFICIARIES: 5000



**POND FRONT DEVELOPMENT
AT DAHEJ**

**AREA TO BE COVERED: 1500 sq
meter**

Direct beneficiaries: 1000

Indirect beneficiaries: 13495



WORLD ENVIRONMENT DAY



More than 250 plantations at High School, Lakhigam & Ramji Mandir, Lakhigam

WORLD YOGA DAY



PROJECT SWACHHAGRAHA



Felicitation event at Surat on 30th September 2019

Mr. Banchanidhi Pani, Surat Municipal Commissioner, Mrs. Gaytri Jarivala, Deputy Assistant Commissioner and DDO, Surat graced the occasion.

Anita School, Bharuch and Dahi Keval Shala



REACH

157 schools of Bharuch District

Dal members: 3140

Activities

- Develop habit of cleanliness
- Swachhata Wall
- Preraks' Training
- Waste segregation done by Nabipur High School.
- Post Card making competition waste from the best by VCT High School.
- Science Fair held at Dandiya Bazaar Mishra Shala.

Project SuPoshan

A unique community based intervention to

- Reduce the occurrence of malnutrition in children (0-5years)
- Reduce occurrence of malnutrition & anemia in adolescent girls & women in reproductive age group
- Create a pool of resource at community level, especially SuPoshan Sangini
- Support Government's efforts in reducing IMR & MMR

COVERAGE

- Total no. of Anganwadis covered: 13
- Total Population Covered: 23160
- Total no. of villages Covered: 7
- Total no. of SuPoshan Sanginis: 8

S.N	Community Engagement and other Activities	Numbers
1	Focus Group Discussion	141
2	Family Counselling	482
3	Village level Events	14
4	No of SAM children referred to CMTTC	0
5	No of SAM children provided with Energy Dense Food (Only New children)	0
6	No of total Hb & BMI screening - Women in reproductive age	394
7	No of total Hb & BMI screening - Adolescent girls	88
8	No of women in reproductive age provided with IFA Tablets	1

9	No of adolescent girls provided with IFA Tablets	0
---	--	---

S.N	Project Achievement	Numbers
1	Stunting Category first Shifting (Severe-Moderate)	2
2	Wasting Category first Shifting (Severe-Moderate)	0
3	Underweight Category first Shifting (Severe-Moderate)	2
4	Stunting Category first Shifting (Moderate-Healthy)	0
5	Wasting Category first Shifting (Moderate-Healthy)	14
6	Underweight Category first Shifting (Moderate-Healthy)	27
7	Stunting Category Second Shifting (Severe-Moderate)	0
8	Wasting Category Second Shifting (Severe-Moderate)	0
9	Underweight Category Second Shifting (Severe-Moderate)	1
10	Stunting Category Second Shifting (Moderate-Healthy)	0
11	Wasting Category Second Shifting (Moderate-Healthy)	6
12	Underweight Category Second Shifting (Moderate-Healthy)	9

Relief Work



- Provided shelter to people on their first call to safe places: Adani Guest House, Suva & Lakhabava temple
- Distribution of food packets for 10 days and medical services to affected people
- Dewatering through 3 pumps from water logging area

EMPLOYEE VOLUNTEERING PROGRAM

Employees of Adani Petronet Dahej Port Private Limited contribute in CSR activities. They conduct sessions on various subjects in schools as well as in community. Sh. Sandip Shah is the Champion of Employee Volunteering Program.

Date	Session	Employee Volunteer Name	Department	Subject	Village	Location	Presence
7 May 19	Half day	Mukesh Rana	Engineering	Basics of Mathematics - Important for daily life	Jageshwar	Self Help Group - ladies	15
10 May 19	Half day	Denish Khanpara	Horticulture	Nursary development	Suva	Gau Seva Trust - youth	15
28 Jun 19	Half day	Varsha Pandit	AF	Health & Nutrition tips for women & kids	Lakhi gam	Women & Kids	40
		Naiem Patel	QHSE				

24 Jul 19	Half day	Varsha Pandit	AF	Health & Nutrition tips for women & school girls	Suva	Women & school girls	60
		Salauddin	QHSE				
19 Aug 19	Half day	Varsha Pandit	CSR	Health & Nutrition tips	Jageshwar	SHG - ladies	10
		Usha Mishra					
20 Aug 19	Half day	Varsha Pandit	CSR	Health & Nutrition tips	Jageshwar	School	160
		Usha Mishra					
25 Sep 19	Half day	Hemant Kumawat	QHSE	First Aid Tips	Luvara	School	60
27 Sep 19	Half day	Varsha Pandit	AF	First Aid Tips	Jageshwar	School	60
		Ashish Patel	Helpage				
23 Oct 19	Half day	Gaurang	Security	Basic First Aid awareness & Tips	Suva	School	50

MEDIA COVERAGE

અદાણી કંપનીએ દહેજ ગામના તળાવને સુશોભિત બનાવવા ૪૦ લાખનો ફાળો

વાગરા, તા. ૧૭ અતિઆધુનિક બનાવવાનું બીહુ ઝડપ્યુ દહેજ સ્થિત અદાણી કંપનીએ છે. તળાવની ફરતે પાકી દિવાલ બનાવવા અદાણી ફાઉન્ડેશન દ્વારા ૪૦,૦૦,૦૦૦નો

ઉપરાંત પાણીનો સંગ્રહ થાય તે માટે ડ્રિપિયા ચાલીસ લાખનો દહેજ ગ્રામ પંચાયતને સહયોગ પૂરો પાડ્યો હતો. વાગરાના દહેજ ઈ-ડ રૂ ડ્રી ય લ ઝોનમાં આવેલ અદાણી કંપની સી. એસ. આર. અંતર્ગત અનેકવિધ પુવૃત્તિઓ કરી



(તસવીર : મફર ગડીમલ)

રહી છે. અદાણી ફાઉન્ડેશન સ્થાનિકોની સમસ્યાઓના નિકાલ માટે, શિક્ષણ અને આરોગ્ય ક્ષેત્રે સુખાકારીમાં વધારો કરવા કાર્યરત છે. દહેજ ગામના સૌથી મોટા તળાવને ગામ પાંચયતના સરપંચ જયદીપસિંહ રણાએ કંપનીઓ અને સરકારી ગ્રાન્ટનો વપરાશ કરી

ફાળો આપ્યો હતો. સરપંચ, અગ્રણી નરેન્દ્રસિંહ રણા, દહેજ અદાણી પોર્ટના બી.જી.ગાંધીની ઉપસ્થિતિમાં કામનું ભૂમિપૂજન કરવામાં આવ્યું હતું. તળાવ બનતા લોકોનું હરવા ફરવાનું સ્થળ બનવા સાથે પાણીના તળ ઊંચા આવશે અને લોકોને પાણીની સમસ્યાનું સમાધાન થશે.

અદાણી કંપનીએ દહેજ ગામના તળાવને સુશોભિત બનાવવા ૪૦ લાખનો સહયોગ આપ્યો

(પ્રતિનિધિ) વાગરા, તા. ૧૭

દહેજ સ્થિત અદાણી કંપનીએ ગામના તળાવને આધુનિક ઓપ આપવા ઉપરાંત પાણીનો સંગ્રહ થાય તે માટે ડ્રિપિયા ચાલીસ લાખનો દહેજ ગ્રામ પંચાયતને સહયોગ પૂરો પાડ્યો હતો. વાગરાના દહેજ ઈ-ડ્રીપ ય લ ઝોનમાં આવેલ અદાણી કંપની સી. એસ. આર. અંતર્ગત અનેકવિધ પુવૃત્તિઓ કરી રહી છે. અદાણી ફાઉન્ડેશન સ્થાનિકોની સમસ્યાઓના નિકાલ માટે, શિક્ષણ અને આરોગ્ય ક્ષેત્રે સુખાકારીમાં વધારો કરવા કાર્યરત છે. દહેજ ગામના સૌથી મોટા તળાવને ગામ પાંચયત ના સરપંચ જયદીપસિંહ રણાએ કંપનીઓ અને સરકારી ગ્રાન્ટનો વપરાશ કરી અતિઆધુનિક બનાવવાનું બીહુ ઝડપ્યુ છે. તળાવની ફરતે પાકી દિવાલ બનાવવા અદાણી ફાઉન્ડેશન દ્વારા



દહેજ તળાવના વિકાસ અર્થે અદાણી કંપનીએ રૂપિયા ૪૦ લાખનો સહયોગ આપ્યો હતો. (તસવીર : સૈયદ અમજગ, વાગરા)

૪૦,૦૦૦,૦૦/- < ચાલીસ લાખનો ભૂમિપૂજન કરવામાં આવ્યું હતું. તળાવ બનતા લોકોનું હરવા ફરવાનું સ્થળ બનવા સાથે પાણીના તળ ઊંચા આવશે અને લોકોને પાણીની સમસ્યાનું સમાધાન થશે.

અદાણી ફાઉન્ડેશન દ્વારા લખીગામ ખાતે કોમ્યુનિટી હોલનું લોકાર્પણ

(પ્રતિનિધિ) ભરૂચ, તા. ૧૦ આજ રોજ અદાણી ફાઉન્ડેશન, દહેજ દ્વારા લખીગામ ખાતે કોમ્યુનિટી હોલનું લોકાર્પણ કરવામાં આવ્યું હતું. આ વિશાળ કોમ્યુનિટી હોલ બનવાથી ગામના લોકોને તેમના સામાજિક પ્રસંગો સારી રીતે સંપન્ન કરવામાં સરળતા રહેશે. આ ઉપરાંત ગ્રામજનોની જાહેર સભા કે કોઈ જાહેર કાર્યક્રમો માટે પણ આ કોમ્યુનિટી હોલ અત્યંત ઉપયોગી નીવડશે તેવી આશા સેવવામાં આવી છે. આ ઉપરાંત લખીગામના જ ભાગ એવા આદીવાસી વસ્તીવાળી નવીનગરીના લોકોને પીવાના તેમજ વાપરવાના પાણી ને સંગ્રહ કરી શકાય તે માટે ઓવરહેડ વોટર ટાંકી પણ અદાણી ફાઉન્ડેશન દહેજ દ્વારા લોકોને ઉપયોગ માટે લોકાર્પણ કરવામાં આવ્યું હતું. આ ઉપરાંત અદાણી ફાઉન્ડેશન દ્વારા લખીગામ પ્રાથમિક શાળામાં ધો. ૧ માં પ્રવેશ મેળવનાર બાળકોને સ્કુલબેગ તેમજ નોટબુક-સ્ટેશનરીનું વિતરણ મહાનુભાવોના હસ્તે કરી મોત્સાહિત કરાયા હતા. આ પ્રસંગે ગામના પ્રથમ નાગરીક સતિશભાઈ ગોહીલ, ઉપસરપંચશ્રી તેમજ તલાટી-કમ-મંત્રી અને ગ્રામ પંચાયતના અન્ય સભ્યો તેમજ ગ્રામજનો ઉપસ્થિત રહ્યા હતા. અદાણી ફાઉન્ડેશન વતી અદાણી દહેજ પોર્ટના વડા બી.જી.ગાંધી તથા અદાણી ફાઉન્ડેશનની ટીમ ઉપસ્થિત રહી હતી. અદાણી ફાઉન્ડેશન - દહેજ દ્વારા દહેજ ઔદ્યોગિક વિસ્તારના લખીગામ, દહેજ, લુવારા, સુવા, જાગેશ્વર, અંભેટા વિગેરે ગામડાઓમાં શિક્ષણ, આરોગ્ય, સાત્યપુર્ણ આજીવિકા વિકાસ તેમજ માળખાકીય સુવિધાઓના નિર્માણના કાર્યો ઉધ્ધોગની એક સામાજિક ઉત્તરદાપિત્ય નિભાવવાની કામગીરીના ભાગરૂપે કરવામાં આવી રહેલ છે.

VADODARA

અદાણી ફાઉન્ડેશન દ્વારા શૈક્ષણિક કીટનું પણ વિતરણ લખીગામે કોમ્યુનિટી હોલ, પાણીની ટાંકીનું લોકાર્પણ

(ભરૂચ) દહેજ અદાણી ફાઉન્ડેશન દ્વારા લખીગામ ખાતે કોમ્યુનિટી હોલનું લોકાર્પણ કરવામાં આવ્યું હતું. આ વિશાળ કોમ્યુનિટી હોલ બનવાથી ગામના લોકોને તેમના સામાજિક પ્રસંગો સારી રીતે સંપન્ન કરવામાં સરળતા રહેશે. આ ઉપરાંત ગ્રામજનોની જાહેર સભા કે કોઈ જાહેર કાર્યક્રમો માટે પણ આ કોમ્યુનિટી હોલ અત્યંત ઉપયોગી નીવડશે તેવી આશા સેવવામાં આવી છે. લખીગામના જ ભાગ એવા આદીવાસી વસ્તીવાળી નવીનગરીના લોકોને પીવાના તેમજ વાપરવાના પાણીને સંગ્રહ કરી શકાય તે માટે ઓવરહેડ પાણીની ટાંકી પણ અદાણી ફાઉન્ડેશન દહેજ દ્વારા લોકોને ઉપયોગ માટે લોકાર્પણ કરવામાં આવ્યું હતું. લખીગામ પ્રાથમિક શાળામાં ધો. ૧ માં પ્રવેશ મેળવનાર બાળકોને સ્કુલબેગ તેમજ નોટબુક-સ્ટેશનરીનું વિતરણ મહાનુભાવોના હસ્તે કરી મોત્સાહિત કરાયા હતા. આ પ્રસંગે ગામના પ્રથમ નાગરીક સતિશભાઈ ગોહીલ, ઉપસરપંચ, તલાટી કમ-મંત્રી અન્ય સભ્યો તેમજ ગ્રામજનો ઉપસ્થિત રહ્યા હતા. ફાઉન્ડેશન દ્વારા દહેજ ઔદ્યોગિક વિસ્તારના લખીગામ, દહેજ, લુવારા, સુવા, જાગેશ્વર, અંભેટા વિગેરે ગામડાઓમાં શિક્ષણ, આરોગ્યની સુવિધાઓના કાર્ય કરાય છે.



અદાણી ફાઉન્ડેશન દ્વારા પોષણ સપ્તાહની ઉજવણી અદાણી ફાઉન્ડેશન દ્વારા પોષણ સપ્તાહની ઉજવણી લખીગામ તેમજ દહેજ ગામમાં કરવામાં આવી હતી. જમા ગર્ભવતિ માનવ્યોષ પાત્રિ મતાઓ તેમજ કિસોરીઓ સાથે કુલ ૮૫ મહિલાઓએ ભાગ લીધો હતો. આ કાર્યક્રમમાં આંગણવાડી, વર્કર, આશા વર્કર, સુપોષણ સંગિની તેમજ દહેજ પીએચસી ના એએનએમ તરૂણબેન પરમાર હાજર રહી બહેનોને પોષણયુક્ત આહારનું મહત્વ સમજાવવામાં આવેલ હતું. આ કાર્યક્રમમાં બહેનો દ્વારા પોષણયુક્ત વાનગીઓ બનાવી તેમજ આહાર અને સ્વાસ્થ્ય સંબંધિત સુચી દ્વારા પોષણ વિશે જાગૃતી લાવવા પ્રયાસ કરવામાં આવેલ હતો. દહેજની ક્રમાર તેમજ કન્યા શાળાના બાળકો દ્વારા પોષણયુક્ત આહારના પ્રસાર માટે રેલીનું આયોજન કરવામાં આવેલ હતું. બાળકો દ્વારા રેલીમાં બેનર અને સુચોચ્ચાર કરી લોકોને જાગૃત કરવા પ્રયાસ કરવામાં આવેલ હતો. આ રેલીમાં ૩૨૦ બાળકોએ ભાગ લીધો હતો.