

ole

adani™

Date: September 25, 2014

To,
Member Secretary
Gujarat Pollution Control Board
Paryavaran Bhavan,
Sector-10-A, Gandhinagar-382010

Dear Sir,

Kind Attn. Sh. Hardik Shah


Sub: Environmental Statement for the financial year ending 31st March, 2014 for M/s Adani Hazira Port Pvt. Ltd

Ref: PCB ID:- 35352, Consent Order No. WH-58163

With reference to the above mentioned subject and reference, Please find enclosed Environmental Statement in Form V prescribed under Rule 14 of the Environment (Protection) Rules 1986, for M/s Adani Hazira Port Pvt. Ltd, At & Post Hazira, Taluka Choryashi, District Surat for the financial year ending 31st March 2014.

Thanking you,


Yours faithfully,
For Adani Hazira Port Pvt. Ltd


Capt. Anil Kishore Singh
Chief Operating Officer

Encl: As above.


o/c
Copy to:

The Regional Officer, Gujarat Pollution Control Board, Surat.


Gujarat Pollution Control Board
Sector No. 10 A,
Gandhinagar - 382 010.

Adani Hazira Port Pvt Ltd
At & PO Hazira
Choryashi
Surat 394 270
Gujarat, India

Tel +91 79 2656 5555
Fax +91 79 2555 5500
info@adani.com
www.adani.com



Environment Statement for 2013-14 for M/s Adani Hazira Port Pvt. Ltd.

FORM V
(See Rule 14)

Environmental Statement for the Financial Year ending 31st March 2014

PART - A

(i)	Name and address of the Owner/ Occupier of the Industry Operation or Process	:	Capt. Anil Kishore Singh Chief Operating Officer Adani Hazira Port Pvt. Ltd. At & Post Hazira, Taluka Choryashi, Dist. Surat (Gujarat)
(ii)	Industry Category Primary (STC Code) Secondary (STC Code)	:	Red-Medium NA NA
(iii)	Production Capacity	:	20.15 MMTPA
(iv)	Year of Establishment	:	2010
(v)	Date of last Environment Statement submitted	:	18 th September, 2013

Environment Statement for 2013-14 for M/s Adani Hazira Port Pvt. Ltd.

PART - B

Water and Raw Material Consumption

(i) **Water Consumption**

Water Consumption Cu. Mtr./Day	
Process	Nil
Cooling	Approx. 405 m ³ /day (Average)
Domestic	Approx. 33 m ³ /day (Average)

Name of Products	Process Water Consumption per unit of Product Output	
	During the previous financial year (2012-13)	During the current financial year (2013-14)
Handling of Storage of general dry cargo, liquid cargo and Containers*	Approx. 17 m ³ /MT	Approx. 23 m ³ /MT

* Unit does not go under any manufacturing process. The water consumed was mainly in firefighting, dust suppression, sprinkling and washing activities.

(ii) **Raw Material Consumption**

Name of Raw Material	Name of Products	Consumption of Raw Material per Unit of output	
		During the previous financial year (2012-13)	During the current financial year (2013-14)
NIL*	Not Applicable	Nil	Nil

* Unit does not go under any manufacturing process. The water consumed was mainly in firefighting, dust suppression, sprinkling and washing activities.

Environment Statement for 2013-14 for M/s Adani Hazira Port Pvt. Ltd.

PART - C

Pollutants discharged to Environment/Unit of Output (Parameters as specified in consent issued)

Pollutants	Quantity of pollutants discharged (Mass/day)	Concentrations of pollutants in discharges (mass/volume)	Percentage of variation from prescribed standards with reasons
(a) Water			Nil*
(b) Air			<ul style="list-style-type: none">• DG sets are provided as standby power source and used during power failure.• The Height of D G Stacks as per CPCB/GPCB Standards. All the Monitored parameters are within Standards
Particulate Matter (mg/Nm ³)			Nil
Sulphur Dioxide (PPM)		Enclosed as Annexure 1 Please enclose DG set emission report.	Nil
Nitrogen Oxide (PPM)			Nil

* Unit does not go under any manufacturing process, as it is service industry (Port) engaged in Handling & Storage of general dry cargo, liquid cargo and containers. The source of effluent/waste water generation is washing activities of liquid tanks and floor washing during any spillage and/or leakage of liquid cargo. During the FY 2013-14 there is no any treated effluent /water discharged to the environment.

There was approx. 20 KI/day sewage generation. The sewage was treated in the Sewage treatment plant (STP) and treated water confirming to prescribed standards reused in gardening and plantation activities.

Environment Statement for 2013-14 for M/s Adani Hazira Port Pvt. Ltd.

PART - D

Hazardous Wastes

(As specified under Hazardous Wastes Management and Handling Rules 1989)

Hazardous Wastes	Total Quantity (Kg)	
	During the previous financial year (2012-13)	During the current financial year (2013-14)
(a) From Process	Cat. 5.1 - Approx. 6 KL of Used Oil Cat. 5.2 - Approx. 50 Kg of oily cotton waste	Cat. 5.1 - Approx. 13 KL of Used Oil Cat. 5.2 - Approx. 3520 Kg of oily cotton waste
(b) From Pollution Control facilities	Nil	Nil

PART - E

Solid Waste

Solid Waste	Total Quantity Generated (MT/Annum)	
	During the previous financial year (2012-13)	During the current financial year (2013-14)
(a) From Process (Ash)	Nil	Nil
(b) From Pollution Control facilities	Nil	Nil
(C-1) Quantity recycled or reutilized within the unit	Nil	Nil
(C-2) Sold	Nil	Nil
(C-3) Disposed	Approx. 5 Metric Tons of Paper, Garbage and Food Waste	Approx. 11.5 Metric Tons of Paper, Garbage and Food Waste

Environment Statement for 2013-14 for M/s Adani Hazira Port Pvt. Ltd.

PART - F

Please specify the characterization (in terms of Composition and quantum) of Hazardous as well as solid wastes and indicate disposal practice adopted for both these categories of wastes:

- Approx. 13 MT Used/Waste Oil was generated from various maintenance activities which was collected in Barrels kept in covered hazardous waste storage area & sold to GPCB authorized registered recycler.
- Approx. 3.52 MT Cotton waste (Oily rags) generated from site the same was packed in HDPE bags and stored in Hazardous waste Storage area for sending and disposing at GPCB Authorized CHWIF site of M/s Bharuch Enviro Infrastructure Ltd. (BEIL), Ankleshwar.
- The used batteries and E waste also stored in Hazardous waste storage area and will be disposed off through approved vendor.

PART - G

Impact of the pollution abatement measures taken on conservation of natural resources and on the cost of production.

Unit has installed Sewage Treatment Plant and Effluent Treatment Plant (ETP) for treatment of the Sewage water and Effluent being generated at site. The treated water is being reused within port premises. Unit has started mangroves plantation in 50 ha area near village Kantiyajal, Bharuch sea coast. Unit has formed dedicated Horticulture department & developing green belt within port premises.

During the financial year 2013-14, the total cost incurred on environmental protection measures is enclosed as Annexure 2.

PART - H

Additional measures /investment/ proposal for environmental protection including abatement of pollution, prevention of pollution.

- Unit is doing Regular Environmental Monitoring of Port & surrounding area through reputed NABL certified Laboratory. All the required environmental parameters are well within specified limit & the details of monitored data is regularly submitting to GPCB, CPCB, MOEF & other concerned authorities.
- Unit has installed STP and ETP for the treatment of the Sewage water and Effluent being generated at site & the treated water is reusing for plantation & gardening activities. Unit has also provided dump pond and conveyance channel for collection of runoff generated from Coal Yard.

Environment Statement for 2013-14 for M/s Adani Hazira Port Pvt. Ltd.

- Unit has provided Sprinklers at coal yard & conveyer system and carrying out regular water spreading to control the dust exposure. Wind breaking wall is provided around the periphery of Coal Yard.
- Unit has formed dedicated Horticulture department & developing green belt within port premises.

PART - I

Any other particulars for improving the quality of environment:

- Environmental awareness programs have been conducted during the year for school children and local community of nearby villages.
- Integrated housekeeping management is undertaken at top priority to maintain neat and clean working environment in the plant area.
- Lush Green Belt being developed within port premises.



Date : 25-09-2014

A handwritten signature in black ink, appearing to read "Anil Kishore Singh".

(Signature of a person carrying out an industry, operation or process)

Name : Capt. Anil Kishore Singh

Designation : COO

Address : At & Post Hazira, Taluka Choryashi, District Surat

Environment Statement for 2013-14 for M/s Adani Hazira Port Pvt. Ltd.

Annexure 1

Stack Emission Monitoring

DG sets : 1500 KVA x 3 Nos. with 30 meter high Stack for each Set

Month	DG -1			DG - 2			DG - 3		
	PM mg/Nm ³	SO ₂ ppm	NOx ppm	PM mg/Nm ³	SO ₂ ppm	NOx ppm	PM mg/Nm ³	SO ₂ ppm	NOx ppm
June 13	24.27	2.10	10.28	15.26	1.45	13.45	17.33	2.32	16.22
October-13	25.57	2.10	11.88	16.33	1.96	15.89	18.33	2.51	17.12
Mar-14	28.57	2.56	12.58	18.62	2.26	13.24	20.51	2.35	18.25
Max	28.57	2.56	12.58	18.62	2.26	15.89	20.51	2.35	18.25
Min	24.27	2.10	10.28	15.26	1.45	13.45	17.33	2.32	16.22
Average	26.13	2.25	11.58	16.73	1.89	14.19	18.72	2.39	17.19

Note: DG sets are provided as standby power source and used during power failure

Environment Statement for 2013-14 for M/s Adani Hazira Port Pvt. Ltd.

Annexure - 2
Expenditure for Environmental Protection Activities during FY 2013-14

Sr. No.	Activity/ Category	Rs. In Lacs
1	Environment Consultancy	12.39
2	Consent Fees	0.85
3	Environmental Monitoring	20.00
4	Mangrove Plantation	20.73
5	Solid and Hazardous Waste Management	8.00
6	Green Belt Development	150.00
7	ISO Management	1.50
8	Water Cess	0.045
9	Installation of Effluent Treatment Plant	80.00
10	O&M of Sewage Treatment Plant and Effluent Treatment Plant	8.50
11	Treatment and Disposal of Bio medical waste	0.25
	Total	302.265