OLC

Half Yearly EC Compliance Report Submission - APSEZ, Mundra - SPM & Pipeline for COT 2004 (Apr'20 to Sep'20)

Chiragsing Rajput <Chiragsing.Rajput@adani.com>

Wed 11/25/2020 12:12 PM

To: rowz.bpl-mef@nic.in <rowz.bpl-mef@nic.in>; eccompliance-guj@gov.in <eccompliance-guj@gov.in>
Cc: brnaidu.cpcb@nic.in <brnaidu.cpcb@nic.in>; westzonecpcb@yahoo.com <westzonecpcb@yahoo.com>; mefcc.ia3@gmail.com <mefcc.ia3@gmail.com>; monitoring-ec@nic.in <monitoring-ec@nic.in>; direnv@gujarat.gov.in <direnv@gujarat.gov.in>; ro-gpcb-kute@gujarat.gov.in <ro-gpcb-kute@gujarat.gov.in>; ms-gpcb@gujarat.gov.in <ms-gpcb@gujarat.gov.in>; Shalin Shah <Shalinm.Shah@adani.com>; Azharuddin Kazi <Azharuddin.Kazi@adani.com>; Bhagwat Sharma <Bhagwat.Sharma1@adani.com>; Mahendra Kumar Ghritlahre <Mahendra.Ghritlahare@adani.com>; Ashvin Kumar Patni <AshvinKumar.Patni@adani.com>; Dhanesh Tank <Dhanesh.Tank@adani.com>; Devendra Banthia <Devendra.Banthia@adani.com>; Ranjan Chaudri <Ranjan.Chaudri@adani.com>; Kaushal Singh <Kaushal.Singh@adani.com>; muruganrmudaliyar <muruganr.mudaliyar@adani.in>; Dilip Kumar Moolchandani <Dilip.Moolchandani@adani.com>; Ramesh Pant <ramesh.pant@adani.in>; Haresh Bhatt <Haresh.Bhatt@adani.com>

1 attachments (15 MB)

3. EC Compliance Report_SPM & Pipeline for COT-2004_Apr'20 to Sep'20.pdf

एकीकृत क्षेत्रीय कार्यालय
Integrated Regional Office
पर्यावरण, वन एवं जलवायु परिवर्तन मंत्रालय,
Ministry of Environment, Forest & Climate Change,
भारत सरकार, भोपाल / Govt. of India, Bhopal.
26-11-20

adani

Ports and Logistics

APSEZL/EnvCell/2020-21/093 **Date:** 25.11.2020

To
Deputy Director General of Forest (Central),
Ministry of Environment, Forest and Climate Change,
Regional Office (WZ), E-5, Kendriya
Paryavaran Bhawan, Arera Colony,
Link Road No. – 3, Bhopal – 462 016.
E-mail: rowz.bpl-mef@nic.in, eccomplinace-guj@gov.in

Sub : Half yearly Compliance report of Environment Clearance of "Single Point Mooring (SPM), Crude Oil Terminal (COT) and connecting pipes at Mundra Port, District Kachchh by M/s. Adani Ports & SEZ Limited"

Ref : Environment clearance granted to M/s Adani Ports & SEZ Ltd. vide letter dated 21st July, 2004 bearing no. J-16011/30/2003-IA-III.

Dear Sir,

Please refer to the above cited reference for the said subject matter. In connection to the same, it is to state that copy of the compliance report for the Environmental and CRZ Clearance for the period of April-2020 to September-2020 is being submitted through soft copy (e-mail communication).

Kindly consider above submission and acknowledge.

Thank you,
Yours Faithfully,
For, **M/s Adani Ports and Special Economic Zone Limited**

Douglas Charles Smith
Chief Executive Officer
Mundra & Tuna Port

Encl: As above
Copy to:

1) The Director (IA Division), Ministry of Environment, Forests & Climate Change, Indira Paryavaran Bhawan, Jor Bagh Road, New Delhi-110003
2) Zonal Officer, Regional Office, CPCB – Western Region, Parivesh Bhawan, Opp. VMC Ward Office No. 10, Subhanpura, Vadodara – 390 023
3) Member Secretary, GPCB – Head Office, Paryavaran Bhavan, Sector 10 A, Gandhi Nagar – 382 010
4) The Director, Forests & Environment Department, Block – 14, 8th floor, Sachivalaya, Gandhi Nagar – 382 010
5) Regional Officer, Regional Office GPCB (Kutch-East), Gandhidham, 370201

Adani Ports and Special Economic Zone Ltd
Adani House,
PO Box No. 1
Mundra, Kutch 370 421
Gujarat, India
CIN: L63090GJ1998PLC034182

Tel +91 2838 25 5000
Fax +91 2838 25 51110
info@adani.com
www.adani.com

Registered Office: Adani Corporate House, Shantigram, Nr. Vaishno Devi Circle, S.G. Highway, Khodiyar, Ahmedabad – 382421, Gujarat, India

Environmental Clearance Compliance Report

of

SPM, Crude Oil Terminal and Connecting Pipes

at

Mundra Port,
Dist. Kutch, Gujarat

of

Adani Ports and SEZ Limited

Period:

April-2020 to September-2020

Index

EC & CRZ Clearance Compliance Report

Half yearly Compliance report of Environment and CRZ Clearance of "Single Point Mooring (SPM), Crude Oil Terminal (COT) and connecting pipes at Mundra Port, District Kutch issued by MoEF vide letter no. J-16011/30/2003-IA.III dated 21st July 2004.

Sr. No.	Conditions	Compliance Status as on 30-09-2020
A. Specific Condition		
1.	Mangrove afforestation in 25 ha of area, suitably identified in consultation with State Forest Department. The GAPL shall bear the cost of the said land as well as the cost of the plantation of mangroves and its sustenance and implant within 6 months from the date of clearance of this letter. Further, it shall be ensured that mangroves in the vicinity of the salt works are not affected due to the project.	Complied. 25 hectare of mangrove plantation with a cost of 10 Lakh is already completed near railway yard in consultation with Dr. Maity, Mangrove consultant of India. There are no salt works within the project area. It may be noted that to enhance the marine biodiversity, till date APSEZ has carried out mangrove afforestation in 2890 ha. area across the coast of Gujarat. Total expenditure for the same till date is INR 832 lakh. Details on mangroves afforestation & Green belt development carried out by APSEZ till date is annexed as **Annexure – 1**.
2.	In addition to the mangrove plantation, GAPL should also take up massive green belt developments in 30 acres of land in and around the project in consultation with the Forest Department. Detailed plan indicating the area identified for the mangrove plantation as indicated at (i) above and for green belt development along with the financial outplay shall be provided to this ministry within 6 months from the date of receipt of this letter.	Complied. During the course of development of the project, green belt was developed in 6.18 Hectares of land. Total 7607 trees were planted with the density of 1230 trees per hectare at a cost of Rs. 25.00 Lakh. This plantation was done in consultation with Gujarat Ecological Commission (as they are one of the authorized agencies of Dept. of Forest & Env. Dept., Govt. of Gujarat). In addition to this, various activities on green belt development and mangrove plantation are being carried out on regular basis by horticulture department. Total expenditures of the horticulture dept. for the financial year of 2020-21 (Till Sep'20) have been INR 490 lakh. It may be noted that, APSEZ has developed 469 ha. area as greenbelt with plantation of more than 8.82 Lacs saplings within the APSEZ area. Details on mangroves afforestation & Green belt development carried out by APSEZ till date is

Sr. No.	Conditions	Compliance Status as on 30-09-2020
		annexed as **Annexure – 1**.
3.	No dredging activity shall be carried out.	Complied. Construction activities are completed & project is in operation stage. SPM is approximately 8.6 km inside the open sea from the shore where 30 m of draft is naturally available. Hence no dredging is required.
4.	No ground water should be tapped at the project site / within CRZ area.	Complied. No ground water is tapped at the project site. Water requirement is not on regular basis. However during operation and maintenance activity, approximately 100 liters per day water is being consumed for drinking purpose only.
5.	Adequate facilities as listed in National Oil spill Disaster Contingency Plan for the Mundra Port which includes firefighting equipment of 1200 cum/hr. spray capacity with 2 monitor fitted with the dolphin 2, 3, 4 and 5 oil spill dispersant foam liquid etc. should be maintained and put into operation immediately in case of oil spills.	Complied. Oil spill contingency plan is in place to handle Tier 1 level oil spills considering different accident scenarios, and the vulnerable areas are identified and mitigation plan is prepared. The OSCRP updated on 01.10.2019 is in place and implemented. The updated OSCRP was submitted along with last half yearly compliance report for the period Oct'19 to Mar'20. And there is no further change. Based on the oil spill modeling study, it has been observed that crude oil spill of 700 tons (Tier-I) will spread over an area having radius of around 400 m within 4hr. APSEZ already has facilities for combating a Tier-1 spill. Shoreline Resources available with APSEZ, for deployment during shoreline cleanup/ emergent situation: **Item** — **Quantity** Oil Spill Dispersants — 5000 ltr. Absorbent pads — 2000 Nos. Portable dispersant storage tank: 1000 ltr. Capacity — 1 no. Portable pumps — 2 nos. Oil Containment Boom-Length 2000 metres, Height -1500 mm, Draft-900mm, Free Board-600mm — 2000 m Skimmer-KOMARA 15 Duplex Skimmer System with floating IMP 6 Pump. — 4 Nos. 12.5T Flexible Floating Storage Tank (PUA). — 3 Nos. Lamor Minimax 12 m³ skimmer — 2 sets

Sr. No.	Conditions	Compliance Status as on 30-09-2020
		Lamor Side Collector system (Recovery Capacity 123 m³/ hr) — 2 Nos. Canadyne Fence Boom (Reel model 7296/8496 with Power Pack, Towing bridles and Tow lines - 235 meter — 1 No. • 10 Tugs are fitted with Oil Spill Dispersant boom and proportionate pump to mix OSD and Sea water as required. • 9 Tugs are fitted with a fire curtain and remote controlled fire monitors. • Dolphin 11 has firefighting system of 1200 m³/hr. along with 20 ton lifting "A" frame and diving support facility. • The equipment are being kept in working condition. Routine inspection, maintenance and testing is performed as per the stipulated requirements. • Detail of resource available at APSEZL is provided in annexure 3 of Oil Spill Contingency Plan.
6.	The duration of construction phase of the project should be kept to a maximum of 8 months to avoid impact on marine environment and birds as suggested by NIO.	Already complied. Not applicable at present. Construction activity is already completed and the project is in operation.
7.	It shall be ensured that there is no displacement of people, houses or fishing activity as a result of the project.	Not Applicable Location of SPM is unmanned (approximately 8.6 km inside the open sea from the shore) hence; there is no displacement of people, houses or fishing activity as a result of the project.
8.	The project proponents must make necessary arrangements for disposal of solid wastes and for the treatment of effluents / liquid wastes. It must be ensured that the effluents / liquid wastes are not discharged into the seawater.	Complied. Used oil / Spent oil generated is being sold to registered recyclers time to time. No other type of solid waste as well as no effluent or liquid waste are generated from operation of SPM or discharged into the sea water. In order to analyzed marine water quality, marine sampling is being carried out at a location nearby SPM by NABL and MoEF&CC accredited agency namely M/s. Pollucon Laboratories Pvt. Ltd. Summary of the same for duration

Sr. No.	Conditions	Compliance Status as on 30-09-2020
		from Oct'19 to Mar'20 is mentioned below. **Sampling Locations & Frequency: 9 Nos. (Monthly)** Please refer **Annexure – 2** for detailed analysis reports. Approx. INR 8.46 Lakh is spent for all environmental monitoring activities during the FY 2020-21 (Till Sep'20). The environmental monitoring within Adani Ports & SEZ Limited has been stopped from 23rd March, 2020 to 12th May, 2020 considering COVID-19 Pandemic lockdown and the same has already been intimated to the regulatory authorities vide our e-mail dated 06.04.2020 & 13.05.2020. The details of the same is attached as **Annexure – 3**.
9.	The camps of labor shall be kept outside the Coastal Regulation Zone area. Proper arrangements for cooking fuel shall be made for the labor during construction phase so as to ensure that mangroves are not cut / destroyed for this purpose.	Complied. Not applicable at present. Construction activities are completed and project is in operational phase.
10.	Regular drills should be conducted to check the effectiveness of the on-site Disaster Management Plan. The recommendations made in the Environmental	Complied. Disaster Management plan is in place and implemented. Updated DMP was submitted to the MoEF & CC along with half yearly compliance report for the period from Apr – 2016 to Sep – 2016 and there is no further change.

Parameter	Unit	Surface		Bottom	
		Max	Min	Max	Min
pH	--	8.29	8.25	8.25	8.19
TSS	mg/L	245	212	270	216
BOD (3 Days @ 27 °C)	mg/L	4.1	3.2	ND*	ND*
DO	mg/L	6.1	5.9	5.9	5.7
Salinity	ppt	36.8	35.5	37.1	35.7
TDS	mg/L	38280	36570	38554	36724

*ND = Not Detectable

Sr. No.	Conditions	Compliance Status as on 30-09-2020
	Management Plan and Disaster Management Plan, as contained in the Environmental Impact Assessment and Risk analysis reports of the project, shall be effectively implemented.	Oil spill contingency plan is in place to handle Tier 1 level oil spills considering different accident scenarios, and the vulnerable areas are identified and mitigation plan is prepared. The Oil spill contingency response plan updated on 01.10.2019 is in place and implemented. Details of the same were submitted along with last half yearly compliance report for the period Oct'19 to Mar'20. And there is no further change. Mock drills are conducted regularly. Latest mock drill was conducted on 23.10.2019 for crude oil spillage from SPM. Details of the same were submitted along with last half yearly compliance report for the period Oct'19 to Mar'20. There is no mock drill conducted during this compliance period considering COVID-19 pandemic situation. All the recommendations given in the report of NIO and Tata AIG Risk Management Services are implemented. Few examples are provided below. **Few Marine EIA recommendations:** Temporary colonies of workforce should be located sufficiently away from the HTL with proper sanitation. Adequate arrangement of fuel supply to the workers should be made to discourage them from using mangroves for firewood. — Construction activity is already completed. Most of the construction labours were residing in the nearby villages where all basic facilities are easily available. However, for those residing near the construction site, infrastructure facilities such as water supply, fuel, sanitation, first aid, ambulance etc. were provided by APSEZL. As a step towards improvement in marine environment quality, mangrove afforestation of intertidal mudflats should be encouraged through adequate institutional support. — 25 hectare of mangrove plantation with a cost of 10 Lakh is already completed near railway yard in consultation with Dr. Maity, Mangrove consultant of India. Details on mangroves afforestation & Green belt development carried out by APSEZ till date is annexed as Annexure – 1. The prevailing traffic control management of deep-sea ships — APSEZ is practicing well defined traffic control procedure.

Sr. No.	Conditions	Compliance Status as on 30-09-2020
		navigating through the gulf needs thorough review and introduction of state of the art VTS should be considered. — A VTS service for Gulf of Kutch is provided by the VTS Gulf of Kutch, operated by Directorate General of Lighthouses and Lightships (DGLL), Govt. of India. Marine Control of APSEZ provides traffic update to vessels in Mundra Port Limit on VHF Channel- 77. Arrival and departure information before arrival and departure respectively in Gulf of Kutch is provided to VTS information cell through agent or by directly sending mail to vtsmanagergulfofkutch@yahoo.com and vtsgok@yahoo.com **Few Tata AIG Risk Assessment Recommendations:** There should be facilities of boom, skimmer, dispersant, diving suits, firefighting equipment and excellent communication facilities. — 10 Dolphin tugs fitted with Oil Spill Dispersant boom and proportionate pump to mix OSD and Sea water as required; out of them 9 Dolphin Tugs are fitted with a fire curtain and remote controlled fire monitors. In the event of oil spillage the oil slick normally will be carried away by water current and wind. It is very difficult to identify oil slick patches by boats/vessels, hence it is suggested that GAPL may take help from coast guard/Navy for aerial surveillance in order to identify and monitor oil slick movement. — Oil spill contingency plan is in place to handle Tier 1 level oil spills considering different accident scenarios, and the vulnerable areas are identified and mitigation plan is prepared. Oil spill contingency plan updated & approved by coast guard is attached as Annexure – 2.
11.	The entire stretch of the pipelines shall be buried underground except at the booster pumping station, which will be properly fenced and the station would be manned round the clock. The buried lines will be	Complied. Entire SPM pipeline is buried underground. Total pipeline length is 15.4 km including 8.6 km inside the open sea and 6.8 km on landward side. Booster pump is not provided throughout the pipeline. However the material is transferred by using pumping system of respective vessels berthed at SPM.

Sr. No.	Conditions	Compliance Status as on 30-09-2020
	protected with anticorrosive coal tar based coating. The coating will be tested by high voltage detector in accordance with prescribed standards.	Anticorrosive 3 LPE coating is provided to the portion of onshore pipeline while offshore pipeline is also protected by concrete coating. For offshore pipeline, Cathodic Potential (CP) survey is being done once in five years. Last CP inspection of offshore pipeline done in Oct'2017 and report for the same was provided along with EC compliance report submission for the period of Apr'17 to Sep'17. For onshore pipeline also CP survey is being done by APSEZ on monthly bases. Report of monitoring done within this compliance period is enclosed as **Annexure – 4**.
12.	Markers shall be installed at every 30 m to indicate the position of the line. Regular patrolling of the pipelines needs to be done. This will help in identifying any activity that have the potential to cause pipeline damage or to identify small leaks whose effects are too small to be detected by instrument.	Complied. Markers are installed at every 30 m to indicate position of pipeline. Details of the same were submitted during half yearly EC Compliance report for the period Oct'18 to Mar'19. Pressure at vessel and reception points of transfer line is being monitoring during operation to ensure no leakage in pipeline. Regular patrolling of pipeline is being done by APSEZL Security Department. Following mitigation plan is followed in case of small leaks leading to spills. **Activity** / **Adequacy of Measures** Hose Connection / Disconnection (liquid operation) — It is collected in deep tray in case of leakage. Stop the supply of liquid discharge. Hose Connection / Disconnection (liquid operation) — Immediately stop the supply of liquid discharge. Marine break away coupling available for control of load. Tanker discharge operation (SPM operation) — Emergency operation shut off (stopping the discharge)
13.	There should be display boards at critical locations along the pipeline viz. road / rail /river crossings giving emergency instructions as well as contact details of GAPL. This will	Complied. Display boards with emergency contact detail are provided at critical locations. Photographs of the same were submitted as part of the compliance report for the period from Oct'16 to March'17 and there is no farther change.

Sr. No.	Conditions	Compliance Status as on 30-09-2020
	ensure prompt information regarding location of accident during any emergency. Emergency Information board should contain emergency instructions in addition to contact details.	
14.	During operation phase, proper precautions should be taken to avoid any oil spills and no oily wastes shall be discharged into the water bodies.	Complied During operation, SPM team takes responsibility and actively supervises the operation. Inspection and maintenance activities are carried out regularly for prevention of any kind of oil spill at SPM. No liquid waste are generated / discharged from the project activity. In order to analyze marine water quality, marine sampling is being carried out at a location near SPM. Please refer condition no 8 for further details.
15.	All conditions stipulated by the Forest and Environment Department, Government of Gujarat should be strictly implemented.	Complied All the conditions stipulated by Forest and Environment Department are being complied. Point wise compliance report of CRZ recommendations issued vide letter No. **ENV-10-2002-124-P (Part1)** dated **8th October 2003** is enclosed as **Annexure- A**.
16.	All conditions stipulated in Gujarat Pollution Control Board vide their letter No. PC/NOC/381/1039 dated 8th January, 2002 should be implemented.	Complied. Consent to Operate (CC&A) was granted by GPCB based on the compliance of conditions of the No Objection Certificate (CtE). This CC&A is renewed from time to time based on its validity. The last renewal was obtained vide GPCB consent no. WH 86980 valid till 26th April, 2022. Copy of the same was submitted as part of compliance report for the duration of Apr'17 to Sep'17 and there is no further change.
B. General Condition		
1	Construction of the proposed structures should be undertaken meticulously confirming to the existing Central / local rules and	Complied. Not applicable at present. Construction activities are completed & project is in operation stage. Entire SPM pipeline is buried underground. Total pipeline length is 15.4 km including 8.6 km inside the open sea and 6.8 Km on landward side.

Sr. No.	Conditions	Compliance Status as on 30-09-2020
	regulations. All the construction designs / drawings relating to the proposed construction activities must have approvals of the concerned State Government Department / Agencies.	Construction activities are carried out based on the approvals of the concerned state government department and prevailing laws.
2	The project authorities should take appropriate community development and welfare measures for the villagers in the vicinity of the project site, including drinking water facilities. A separate fund should be allocated for this purpose.	Complied. APSEZ is actively working with local community around the project area and provides required support for their livelihood and other concerns through the CSR arm – Adani Foundation. Brief information about activities in the main five persuasions is mentioned below. Other than this, Adani Foundation has also worked for fight against COVID – 19 pandemic situation during this compliance period Activities carried out for the same are summarized as below. Please refer **Annexure – 5** for full details of CSR activities carried out by Adani Foundation in the Mundra region. **Area** / **Activity** Fight Against COVID-19: • **24 villages** of Mundra block Sanitized. • **45000+** Mask prepared by SHG group. • **1800+** food packet per day two time for the workers, drivers and labours of APSEZ and AWL Cost free Fresh Food Support (Breakfast, Lunch and Dinner) • **9000+**r ation kit support Ration Kit support to Daily Wedge Labours and Needy people • Mobile health care unit is providing primary treatment to community at door step and also creating awareness to fight against Corona virus - **150+ beneficiaries** covered • **12500 people** connected By Awaz De software creating awareness in people in local kutchhi language. • **1400+** patient covered - AHMPL is providing all services IPD and OPD during lockdown period. • Important of handwashing & hygiene by Sangini • **57 senior citizens** of old age home - During lockdown period our team providing medical facility to senior citizens at old age home in Mandvi and Gundala Community Health: **Community Health – Mundra** • 11 Rural Clinic – 8 from Mundra & 3 from Anjar block treated; **8196 patients**. • **31 villages** covered, with **109 types** of general and lifesaving medicines through Mobile healthcare unit **6879 patients** benefited during six month. • Provided dialysis treatment to **6 patients** of kidney failure **236 times**.

Sr. No.	Conditions	Compliance Status as on 30-09-2020	
			• **Citizen project** - **8672 Card holders** of **68 villages** get benefit under this project. • **2921 sr. citizen patients** benefited during six month - **8000 limit** for three year per patients • **470** Needy patients had been facilitated with Medical Support OPD & IPD treatment with token charges during this six month. • **1150** health calendar were distributed to various PHC, CHC and ICDS department of Mundra, Mandvi, Nakhtrana, Lakhpat, Abadasa, Anjar & Gandidham block. • **594 Protein Powder packet** distributed to ANC woman of Utthan villages and TB patient of Mundra block. • Total **18698 & 10380** IPD / OPD facilities provided project wise and AHMPL subsequently during six months.
		Sustainable Livelihood – Fisher folk	• Average **70** KL of water was supplied to **717** households at 4 fisherman vasahat on a daily basis under Machhimar Shudhh Jal Yojana. • **55 Higher secondary Fishermen students** of Sekhadiya, Navinal, Zarpara & Junabandar benefitted with book support. Mother meeting and telephone Discussion for their wards discussion. • **4830 Man-days** work was provided over **236 Fishermen family** during this six months. • To avail Fishermen Government scheme (Fishermen Credit card) one day program was arranged with social distancing and all precaution. **30 KCC** form fill-up at Navinal. Created awareness with Telephonic about same. • To create option livelihood over fishermen with co-ordination of VRTI. Pilot phase – **3500 Kg sea weed** was harvested • Total **85 Acre Gauchar Land** was approved by GP for Development by decision taken in Gram Sabha. Among them **72 Acre** land Has been Sowed and Remaining land would be Grow with Wild Grass. • Government Scheme Facilitation - Facilitate widows, senior Citizens and Divyang to various schemes of government like widow pension, free bus pass, Senior citizen pension scheme sankat mocha sahay etc. support for process and documentation – Total **66 Nos.** of beneficiaries. • **60,000+** three layer mask has been prepared and sold by Umang SHG group @ **Rs.10.00** per mask. • **5-SHG** had been facilitated for **Rs 1.0 lac** bank loan through DRDA to start-up new business for women empowerment. • Fodder support in **20 villages** of Mundra and Anjar block. Dry fodder **6.70 lacs kg** & Green fodder **11.60 lacs kg**. • To Doubling the farmer income by aviling "Barahi Varities Tissue plant" has good productivity **850 plants** have been distributed **to 34 farmers 25 plants / Farmers** cost of a plants is **Rs. 3500**. • Installation of **53 Home Bio-gas** with SOP Awareness and trouble shoot of problem as well. • **10,000 dragon food sapling**, Pole and wire have been supported to 5 farmers.

Sr. No.	Conditions	Compliance Status as on 30-09-2020	
		Education	• Apart from CPD Utthan Sahayks attended **30+ educational webinar** during lockdown. • Arrange various competition and celebration for Priya VidyarthiSchool Visit and Home Visit by Utthan Sahayak. • Conduct meeting with Principal / Teacher of Utthan schools, TPEO, BRC, CSR Head, Education Coordinator, Project Officer and Utthan Sahayaks through Microsoft Team. • Adani Vidya Mandir Bhadreshwar provide "cost-free" education to meritorious students coming from challenging economic background, who have priceless treasures but have been under achievers due to situation. In year 2020-21 **490 students** are studying. 82.60% - Result SSC Board Exam • Tablet provide to students of std. 10th for online study through Employee Volunteering Programme • Admission process of std 1 students through draw system. 80 students selected out of 91. remain 11 students in waiting list • Online Class through WhatsApp and you tube video
		Rural Infrastructure	**WORK COMPLETED** • Development of Prisha Park at Mundra. • Pond Bund strengthening at Zarpara Village **WORK IN PROGRESS** • Drainage Line and Chamber work at Bhopavandh. • Drainage Maintenance & JCB Hiring & Other Mis. Work. • Road Repairing at Kutdi Bandar. • Road Repairing at Zarapra Fisherman Vashat. • Road Repairing at Luni Pagadiya Fisherman **WATER CONSERVATION PROJECTS** • A large number of water harvesting structure (**18 Nos. of check dams** in coordination with salinity department) • Ground recharge activities (**pond deepening work for more than 52 ponds**) individually and 26 ponds under Sujlam Suflam Jal Abhiyan leading to a significant increase in water table and higher returns to the farmers • **Roof Top Rain Water Harvesting 54 Nos.** which is having **10,000 litre** storage which is sufficient for one year drinking water purpose for 5 people family. • Recharge Bore well **75 Nos** which is best ever option to conserve ground water Drip Irrigation 823 Farmers benefitted in coordination with Gujrat Green Revolution Company • Participatory Ground Water Management in ten villages with holistic approach for Kankavati Sandstone Aquifer Programme • As per Average Calculation more than **450 hac. area** benefitted with increased in **109 MCFT** water Quantity. **Bio Diversity Park – Mundra** • Adani Foundation, Mundra-Kutchh proposed a biodiversity park at 5 acres Nandi Sarovar area and approached to Sahjeevan, Bhuj for technical support for

Sr. No.	Conditions	Compliance Status as on 30-09-2020
		same. • Sahjeevan team visited this proposed site for development of greenbelt to support biodiversity and enhancement of overall ecological food web existing in and around the landscape in first phase. **Skill Development** • Adani Skill Development Centre (ASDC) is playing a pivotal role in implementing sustainable development in the state. The objective of this Centre is to impart different kinds of training to the students of 10th, 12th, college or ITI from surrounding areas. • During this year Total 440 people trained in various trainings to enhance socio economic development. • 324 students Enrolled in Online Training. • The students of DDU-GKY (GDA) creating awareness regarding COVID-19 in their own village through various activity. 27students get placement in GAIMS (sodexo), Alilance Hospital, Shreeji Hospital, Bhuj Fire Academy, Divine Hospital etc. 3 students are working in COVID-19 Hospital. Budget for CSR Activity for the FY 2020-21 is to the tune of INR 1429.3 lakh. Out of which, Approx. INR 416.7 lakh are spent during the year FY 2020-21 (Till Sep'20).
3	To meet any emergency situation, appropriate fire – fighting system should be installed. Appropriate arrangements for uninterrupted power supply to the environment protection equipment and continuous water supply for the firefighting system should be made.	Complied. Tug (Dolphin-11) has firefighting system of 1200 m3/hr. along with 20 ton lifting "A" frame and diving support facility for support at offshore. With respect to onshore facilities valve station, pumping station and transportation pipeline, foam base fire tender is available. With respect to onshore facilities valve station , pumping station and transportation pipeline, foam base fire tender, fire water network is available Fire-fighting system has been installed and maintained to meet emergency situations. Additionally for emergency, DG Set is provided for fire water pumps to ensure continuous water supply for firefighting purpose. Detail information on firefighting facility available at APSEZL was submitted as part of the compliance report for the period from Oct'16 to March'17 and there is no farther change.
4	A separate Environment Management Cell with suitably qualified staff to	Complied. APSEZL has a well structured Environment Management

Sr. No.	Conditions	Compliance Status as on 30-09-2020
	carry out various environment related functions should be set up under the charge of a Senior Executive who will report directly to the Chief Executive of the Company.	Cell, staffed with qualified manpower for implementation of the Environment Management Plan at site. Site team report to General Manager (Environment) at Corporate, who heads the Environment Management Cell who directly reports to the top management. The details of the same were submitted along with last half yearly compliance report for the period Oct'19 to Mar'19. And there is no further change.
5	The funds earmarked for environment protection measures should be maintained in a separate account and there should be no diversion of these funds for any other purpose. A year wise expenditure on environmental safeguards should be reported to this Ministry's Regional Office at Bhopal.	Complied. Separate budget for the Environment Protection measures is earmarked every year. All environmental and horticulture activities are considered at group level and budget allocation is also done accordingly. No separate bank account is maintained for the same however, all the expenses are recorded in advanced accounting system of the organization. Budget for environmental management measures (including horticulture) for the FY 2019-20 is to the tune of INR 1146 lakh. Out of which, Approx. INR 1084 lakh are spent during this year. Detailed breakup of the expenditures for the past 3 years is attached as **Annexure – 6**.
6	Full support should be extended to the officers of this Ministry's Regional Office at Bhopal and the officers of the Central and State Pollution Control Board by the project proponents during their inspection for monitoring purposes, by furnishing full details and action plans including the action taken reports in respect of mitigative measures and other environmental protection activities.	Complied APSEZL is always extending full support to the regulatory authorities during their visit to the project site. Last visit of Regional Office, GPCB was done on 20.07.2017 for Main port. APSEZL has submitted the reply to the site visit report vide letter dated 04.08.2017 incorporating details of action taken in respect of the observations of the GPCB representative. Details were submitted during half yearly EC Compliance report for the period Apr'17 to Sep'17. There was no visit carried out by any SPCB during the compliance period of Apr'20 to Sep'20 with respect to SPM project. Inline to the compliance certification process of Environment Clearance condition of Waterfront Development Plan, RO, MoEF&CC Bhopal had visited the site

Sr. No.	Conditions	Compliance Status as on 30-09-2020
		on 27th & 28th January, 2020 for compliance verification. APSEZ provided all requisite information and documents required by the Regional Officer MoEF&CC). During the said compliance verification visit and as per the compliance certification received, there was no major non-compliance observed.
7	In case of deviation or alteration in the project including the implementing agency, a fresh reference should be made to this Ministry for modification in the clearance conditions or imposition of new one for ensuring environmental protection. The project proponents should be responsible for implementing the suggested safeguard measures.	Point noted. There is no change in the approved project proposal.
8	This Ministry reserves the right to revoke this clearance, if any of the conditions stipulated are not complied with to the satisfaction of this Ministry.	Point noted.
9	This Ministry or any other competent authority may stipulate any other additional conditions subsequently, if deemed necessary, for environmental protection, which should be complied with.	Point noted.
10	A copy of the clearance letter should be marked to the concerned Panchayat / local NGO, if	Not applicable at present

Sr. No.	Conditions	Compliance Status as on 30-09-2020
	any, from whom any suggestion / representation has been received while processing the proposal.	
11	State Pollution Control Board / Committee should display a copy of the clearance letter at the District Industries Center and Collector's Office/ Tehsildar's Office for 30 days from the date of receipt of this letter.	Not Applicable This condition does not belong to project proponent.
12	The project proponent should advertise at least in two local newspapers widely circulated in the region around the project, one of which shall be in the vernacular language of the locality concerned informing that the project has been accorded environmental clearance and copies of clearance letter are available with the Gujarat Pollution Control Board and may also be seen at the website of the Ministry of Environment & Forests at http://www.envfor.nic.in/	Already Complied.
13	The project proponents should inform regional Office Bhopal as well as the Ministry, the date of financial closure and final approval of the project by the concerned	Already Complied

Sr. No.	Conditions	Compliance Status as on 30-09-2020
	authority and the date of start of work.	
14	The project proponent will obtain Forest clearance for any stretch of land if it passes through the forest land.	Not Applicable No forest land was involved in the project.
15	So as to maintain ecological features and avoid damage to the ecosystem, movement of vehicles in the Inter Tidal Zone shall be restricted to minimum.	Complied. All activities are carried out as per the permissions obtained from competent authorities. No unauthorized movement of vehicles is allowed in the intertidal zone.
16	Since the pipeline passes along mangrove areas and the mud flats of Mundra area, the project proponents will ensure adequate protection to mangroves.	Complied. Not applicable at present Construction activities are completed & project is in operation stage. Please refer to specific condition no 1 for detailed reply regarding mangrove plantation activity.
17	Budgetary break up for Environmental Management Plan for the project to be mentioned.	Complied. Please refer to general condition no 5 for detailed reply regarding budgetary break up.

CRZ Recommendations Compliance Report

Half yearly Compliance report of CRZ recommendation for "SPM,COT and connecting pipeline at Mundra Port, Dist. Kutch in Gujarat" issued by DoEF, GOG vide letter no. ENV-10-2002-124-P (Part1) dated 8th October 2003.

Sr. No.	Conditions	Compliance Status as on 30-09-2020
1	The provision of the CRZ notification of 1991 and its amendments issued from time to time shall be strictly complied with by the GAPL.	Complied. Construction activities are completed and the project is in operation phase. All stipulations with respect to the CRZ notification and its subsequent amendments are complied with.
2	This recommendation is only for those activities proposed to be commissioned before the end of the year 2008 as mentioned in the bar chart submitted by GAPL.	Point noted. Construction activities are completed and the project is in operation phase.
3	A separate clearance shall be obtained by the GAPL for construction of the SPM No. 3 and 4, corresponding pipelines and COTs after demonstrating the compliance of the conditions, ecological upliftment activities undertaken successfully and mitigative measures implemented while developing the SPM no.1 and corresponding COT. A regional EIA shall also be commissioned immediately by the GAPL and all future development should be based on the outcome of the said regional EIA only.	Point Noted. APSEZL has only developed SPM no. 1 so far. SPM no. 3 and 4 are not developed yet and required permissions for the same will be obtained by following procedures mentioned in respective notifications.
4	Before commissioning of the construction activities, the construction design and pipeline alignment shall be validated/ approved by National Institute	Complied. Construction activities are completed and the project is in operation phase. The EIA report was prepared by NIO and specific design considerations were taken into account for carrying out

Sr. No.	Conditions	Compliance Status as on 30-09-2020
	Oceanography to ensure that there is no negative impact on the coastal morphology, hydrodynamics and ecological systems including the corals, if any. The mitigative measures as may be suggested by the NIO for this purpose shall be implemented by the GAPL.	various studies for preparation of the same. Findings of the studies were considered before commissioning of the construction activities. There are no corals present at the project site.
5	A comprehensive EIA shall be prepared and submitted to this Department by the GAPL, before commissioning of the SPM. All the suggestions for environmental protection /management that may be given in the comprehensive EIA shall be implemented by the GAPL.	Complied. EIA study has been completed and report is already submitted to MoEF&CC and other concerned authorities. Based on the same, Environment and CRZ clearance was granted by MoEF&CC. • A Regional Impact Assessment study to identify impacts of all the existing as well as proposed project activities in Mundra region inline to ToR issued by GCZMA. CIA Report was prepared inline to the ToR by Chola MS and the same was submitted to the GCZMA on 30.04.2018. Details of the same were submitted along with half yearly EC Compliance report for the period Apr'19 to Sep'19. • Presentation on the findings of the report was made to GCZMA committee on 4th October 2019 and after detailed discussion, authority has decided to constitute committee to discuss the details of the report further. However, APSEZ is already complying with the Environment Management Plan (applicable to APSEZ) suggested in Cumulative Impact Assessment report. The detailed compliance, applicable to APSEZ is attached as **Annexure – 7**.
6	The ground water shall not be tapped in any case to meet with the water requirements during construction and/or operation phases.	Complied. APSEZ does not draw any ground water for the water requirement. Present source of water for entire port and SEZ is desalination plant and/or Narmada water through Gujarat Water Infrastructure Limited.

Sr. No.	Conditions	Compliance Status as on 30-09-2020
		Location of SPM is unmanned (approximately 8.6 km inside the open sea from the shore) hence no operation or maintenance activities require use of water on regular basis.
7	The GAPL shall ensure that the free flow of water in the intertidal area is not hampered due to proposed construction activities for pipeline corridor as well as other activities including the COT. Further, it shall be ensured by the GAPL that the nearby mangroves are not at all affected due to proposed development activities specifically the COT.	Complied. Construction activity is already completed and the project is in operation phase. Free flow of water in the intertidal area is not hampered due to any operational activities. There are no filling or reclamation activities done at any of the creeks or mangrove areas in the vicinity of the project. As per the bathymetry study carried out by NCSCM in 2017-18, it can be concluded that there are sufficient depths at the creek mouths and all creek mouths are open allowing flushing of water. NCSCM study on comprehensive and integrated plan for preservation and conservation of mangroves and associated creeks in and around APSEZ and the same was submitted to the GCZMA on 04.06.2018. Details of the same were submitted along with half yearly EC Compliance report for the period Apr'19 to Sep'19. The action plan for conservation of creeks and mangrove was submitted to GCZMA and MoEF&CC for their final examination and recommendation. Presentation on the findings of the report was made to GCZMA committee on 4th October 2019 and the recommendation for the same has been received vide email dtd 22nd Sept 2020 from GCZMA with following conditions: ✓ The APSEZL shall carry out annual compliance monitoring of the mangrove conservation area. ✓ The APSEZL shall explore the possibility for taking necessary adequate measures to reduce the erosion near Bocha Island. ✓ The approval of mangrove conservation plan shall not be considered as any permission under CRZ Notification for dredging activity. ✓ There should not be blockage of any drainage line and free flow of water is to be maintained, as flushing of mangrove areas is very essential. ✓ The APSEZL shall carry out mangrove monitoring every

Sr. No.	Conditions	Compliance Status as on 30-09-2020
		two years and submit the data to Forest Department/GCZMA and MOEF&CC, GOI. APSEZ is under the process of complying above recommendations – Inline to the compliance of the action plan "Monitoring of mangrove cover in Jan/Mar, 2020 using latest satellite images and validation with field observations", Work has already been already been assigned to NSCSM, for amount of INR. 23,56,000/- vide PO no 4800050718, dtd. 31st December 2019 and same is under progress.
8	The GAPL shall take up massive mangroves plantation activities in addition 25 Ha. of area suitably identified in consultation with the office of the Principal Chief Conservator of Forests, GoG , as well as this Department. The GAPL shall bear the cost of the said land as well as the cost of the plantation of mangroves & its sustenance for a reasonable period of time.	Complied. Construction activities are completed & project is in operation stage. Please refer to specific condition no 1 of the compliance of EC and CRZ clearance for detailed reply regarding mangrove plantation activity.
9	In addition to the mangroves plantation, the GAPL shall also take up massive greenbelt development in and around the project site in consultation with the Forest Department.	Complied. Construction activities are completed & project is in operation stage. Please refer to specific condition no 2 of the compliance of EC and CRZ clearance for detailed reply regarding greenbelt development activity.
10	The GAPL shall provide financial contribution as many as decided by this department for any common study like carrying capacity for the Gulf of Kachchh as well as for any	Complied. Necessary financial support will be provided on hearing from MOEF&CC. APSEZ is practicing well defined traffic control procedure.

Sr. No.	Conditions	Compliance Status as on 30-09-2020
	common facilities including Vessesl Traffic Management System in the Gulf of Kachchh, for the purpose of the environment protection/management.	A VTS service for Gulf of Kutch is provided by the VTS Gulf of Kutch, operated by Directorate General of Lighthouses and Lightships (DGLL), Govt. of India. Marine Control of APSEZ provides traffic update to vessels in Mundra Port Limit on VHF Channel- 77. Arrival and departure information before arrival and departure respectively in Gulf of Kutch is provided to VTS information cell through agent or by directly sending mail to vtsmanagergulfofkutch@yahoo.com and vtsgok@yahoo.com
11	The GAPL shall provide financial support in implementation of National Green Corps scheme (being implemented in Gujarat by the GEER Foundation) in Kachchh district in consultation with Forests & Environment Department.	Complied Necessary support will be provided on hearing from GEER foundation to support NGC scheme.
12	The GAPL shall bear the cost of the external agency that may be appointed by the Forests and Environment Department, GoG for supervision/ monitoring of their activities during construction and/or operational phases.	Point noted. APSEZ will provide full support for supervision and monitoring of the project operations after due discussion with the concerned agency and Forests & Environment Department, GoG. No such agency was appointed during the compliance period.
13	The dredged material that may be generated, if any, shall be disposed of at location suitably identified in consultation with the institute of repute like NEERI/NIO after due consideration of various environmental aspects and ensuring no significant negative impacts due to the same.	Complied. Construction activities are completed & project is in operation stage. SPM is approximately 8.6 km inside the open sea from the shore where 30 m of draft is naturally available. Hence no dredging is required.

Sr. No.	Conditions	Compliance Status as on 30-09-2020
14	No waste including the construction debris, oily waste from construction equipment's, untreated sewage, etc. would be disposed of in to sea/ river/ creek or in the CRZ areas. The treated sewage meeting with the norms fixed by the Gujarat Pollution Control Board and the reject water from RO plant if any, shall be disposed of at a point in the deep sea as may be suggested by the institute of repute like the NEERI/NIO.	Complied. Construction activities are completed and the project is in operation phase. There is no disposal of any waste including civil debris in CRZ area. No Sewage or RO Reject water is being generated by SPM activity.
15	The Gujarat Maritime Board shall ensure that the Vessel Traffic Management System for safe navigation in the Gulf of Kachchh shall be established and commissioned before commissioning of the SPM No. 1 by the GAPL. The GAPL shall follow up for this with various stakeholders and provide financial and technical inputs for the same.	Complied. Kandla, GMB & DGLL are the agencies who financially support to VTMS. For SPM, APSEZ is mutual partner to support in case of Oil spill & vice versa. For further details regarding traffic management, please refer condition no. 10 of CRZ recommendations above.
16	A mutual aid system for the Mundra Port region shall be developed to meet with any unforeseen circumstances or to meet with any accidental condition. The GAPL shall take a lead for this by involving other stakeholders including HPCL.	Complied. APSEZ has signed an MoU with HPCL, Mittal Pipeline Ltd., Mundra in the region of Gulf of Kutch to assist each other within stipulated time frame with best combination of resources. **Interface with ROSDCP and NOSDCP** For responding to oil spill, the Indian Coast Guard has developed the National Oil Spill Disaster Contingency Plan NOSDCP which has the approval of the Committee of Secretaries and has been in operation since 1996. The

Sr. No.	Conditions	Compliance Status as on 30-09-2020
		NOSDCP brings together the combined resources of the various organizations and departments, Coast Guard, Ports and Oil handling Agencies, and related industries, to provide a level of preparedness to the threat posed to the marine environment by oil spills.
17	A detailed Risk Assessment and Disaster Management Plan shall be worked out before commissioning of the SPM by the GAPL and the mitigative measures shall be identified and implemented. The local Oil Spill Contingency Plan in lines with the National Oil Spill Disaster Contingency Plan for the Mundra Port shall be put in to operation immediately.	Complied. Detailed Risk Assessment and Disaster Management Plan were prepaid By Tata AIG risk assessment services and few mitigation measures are addressed in compliance of specific condition no 10 of EC & CRZ clearance above. These studies were carried out before the start of the development activity and were considered by MoEF&CC before grant of the EC and CRZ clearance. For responding to oil spill, the Indian Coast Guard has developed the National Oil Spill Disaster Contingency Plan NOSDCP which has the approval of the Committee of Secretaries and has been in operation since 1996. Oil Spill Contingency Response Plan (OSCRP) is prepared in accordance with the NOSDCP. The updated OSCRP was submitted along with last half yearly compliance report for the period Oct'19 to Mar'20. And there is no further change.
18	Proper rehabilitation scheme shall be worked out for local fisherman communities in consultation with the District Collector/the Commissioner of Fisheries, Government of Gujarat, before commissioning of the SPM and report shall be furnished to the Forests and Environment Department.	Not applicable Location of SPM is unmanned (approximately 8.64 km inside the open sea from the shore) hence, there is no displacement of people, houses or fishing activity as a result of the project. However, APSEZ performs large scale socio-economic upliftment program and shares the details with FOKIA (Federation of Kutch Industries Association) chaired by District Collector quarterly. For further information related to CSR activities carried out by Adani Foundation in the Mundra region, please refer to compliance of General condition no. 2 of the EC and CRZ clearance above.
19	The construction labour shall be provided with adequate amenities/ facilities including the	Complied. Construction activity is already completed, project is in operation phase.

Sr. No.	Conditions	Compliance Status as on 30-09-2020
	water supply, sanitation and fuel to ensure that the existing environmental condition is not deteriorated by them. The camps for the construction labour shall be kept outside the CRZ area. The GAPL shall ensure that there is no confrontation amongst the local villagers and construction labour.	No construction camps were located in CRZ area. Most workers came from nearby villages however, for others; construction camps were located outside CRZ area. All necessary infrastructure and facilities like mobile toilets, safe drinking water, medical health care etc. were provided.
20	All possible social and health impacts due to the proposed development at Mundra Port shall be assessed in detail in the comprehensive EIA and a detailed management plan shall be developed to mitigate the same.	Complied. Aspects of social and health impact were studies as part of EIA report prepared by NIO and mitigation measures have been implemented. APSEZ performs large scale socio-economic upliftment program and shares the details with FOKIA (Federation of Kutch Industries Association) chaired by District Collector quarterly. For further information related to CSR activities carried out by Adani Foundation in the Mundra region, please refer to compliance of General condition no. 2 of the EC and CRZ clearance above.
21	The GAPL shall work out a detailed socio-economic upliftment programme in consultation with the District Collector and District Development Officer and shall implement the same. Separate budgetary provisions shall be kept for this purpose.	
22	An Environmental Management Cell with person having proper background shall be constituted. A separate budgetary provision shall have to be made for implementation of the Environmental Management Plan.	Complied. APSEZL has a well structured Environment Cell, staffed with qualified manpower for implementation of the Environmental Management Plan. For further details on the same, please refer to compliance of general condition no. 4 of the EC and CRZ clearance above. Separate budget for the Environment Protection measures is earmarked every year. For further details on the same, please refer to compliance of general condition no. 5 of the EC and CRZ clearance above.

<table>
<tr><th>Sr. No.</th><th>Conditions</th><th>Compliance Status as on 30-09-2020</th></tr>
<tr><td>23</td><td>Post project environmental monitoring shall be carried out regularly through a reputed institute like NEERI/NIO and report shall be submitted to the Forests and Environment Department, GoG every year.</td><td>Being complied.

Monitoring of various environmental parameters for Ambient Air, Noise, marine water and sediments is being carried out by NABL accredited and MoEF&CC approved agency namely M/s. Pollucon Laboratory Pvt. Ltd.

Ambient Air Quality (twice in a week) and Noise (once in a month) monitoring are being carried out by NABL and MoEF&CC accredited agency namely M/s. Pollucon Laboratories Pvt. Ltd. Summary of the same for duration from Apr'20 to Sep'20 is mentioned below.

Total Ambient Air & Noise Sampling Locations: 4 Nos.
<table>
<tr><th>Parameter</th><th>Unit</th><th>Max</th><th>Min</th><th>Perm. Limit$</th></tr>
<tr><td>PM_{10}</td><td>µg/m^3</td><td>92.46</td><td>43.54</td><td>100</td></tr>
<tr><td>$PM_{2.5}$</td><td>µg/m^3</td><td>53.6</td><td>16.7</td><td>60</td></tr>
<tr><td>SO_2</td><td>µg/m^3</td><td>32.54</td><td>6.18</td><td>80</td></tr>
<tr><td>NO_2</td><td>µg/m^3</td><td>42.67</td><td>13.47</td><td>80</td></tr>
<tr><th>Noise</th><th>Unit</th><th>Max</th><th>Min</th><th>Perm. Limit</th></tr>
<tr><td>Day Time</td><td>dB(A)</td><td>74.1</td><td>58.3</td><td>75</td></tr>
<tr><td>Night Time</td><td>dB(A)</td><td>69.8</td><td>58.7</td><td>70</td></tr>
</table>
$ as per NAAQ standards, 2009
Values recorded confirms to the stipulated standards

Marine water monitoring is carried out on monthly frequency In order to analyzed marine water quality, marine sampling is being carried out at a location nearby SPM. Please refer specific condition No. 8 of EC & CRZ clearance above.

Environmental monitoring reports for the period from Apr'20 to Sep'20 are enclosed as Annexure – 2.</td></tr>
<tr><td>24</td><td>No construction activities shall be carried out by the GAPL in any of the Forest areas.</td><td>Already Complied. Not applicable at present.

The construction work is completed and project is in operation phase. No construction activity at any of the forest area is carried out for project of SPM, COT and connecting pipeline.</td></tr>
<tr><td>25</td><td>All necessary clearances from different Government</td><td>Complied.
All necessary clearances as per prevailing laws have been</td></tr>
</table>

Sr. No.	Conditions	Compliance Status as on 30-09-2020
	Department/Agencies shall be obtained before commissioning any construction activities.	already obtained. Construction activity is already completed, project is in operation phase.
26	A half yearly compliance report with respect to above mentioned conditions as well as the implementation of the suggestions/ recommendations of the EIA and Risk Assessment reports shall be furnished to the Forest and Environment Department, GoG, without fail at regular interval.	Complied. Compliance report of EC conditions is uploaded regularly. Last compliance report including results of monitoring data for the period of Oct'19 to Mar'20 was submitted to Regional Office of MoEF&CC @ Bhopal, Zonal Office of CPCB @ Baroda, GPCB @ Gandhinagar & Gandhidham and Dept. of Forests & Env., Gandhinagar vide our letter dated 19.05.2020. Copy of the same is also available on our web site https://www.adaniports.com/ports-downloads. A soft copy of the same was also submitted through e-mail on 19.05.2020 to all the concern authorities. Please refer below for the details regarding past six compliance submissions. Sr. no. / Compliance period / Date of submission 1 / Apr'17 to Sep'17 / 01.12.2017 2 / Oct'17 to Mar'18 / 29.05.2018 3 / Apr'18 to Sep'18 / 30.11.2018 4 / Oct'18 to Mar'19 / 31.05.2019 5 / Apr'19 to Sep'19 / 28.11.2019 6 / Oct'19 to Mar'20 / 20.05.2020 All the recommendations given in the report of Tata AIG Risk Management Services are implemented. For further information related to the same, please refer to compliance of specific condition no. 10 of the EC and CRZ clearance above.
27	The GAPL shall also have to comply with any other condition as may be stipulated by the Forests and Environment Department, GoG, from time to time.	Point noted.

Annexure – 1

Details of Greenbelt Development at APSEZ, Mundra

LOCATION	Total Green Zone Detail Till Up to Sep - 2020				
	Area (In Ha.)	Trees (Nos.)	Palm (Nos.)	Shrubs (SQM)	Lawn (SQM)
SV COLONY	70.81	33920.00	7962.00	69426.00	92791.00
PORT & NON SEZ	81.51	149192.00	19220.00	75061.78	61982.38
SEZ	116.60	227120.00	20489.00	220583.60	28162.03
MITAP	2.48	8168.00	33.00	3340.00	4036.00
WEST PORT	94.47	210022.00	63331.00	24112.00	22854.15
AGRI PARK	8.94	17244.00	1332.00	5400.00	2121.44
SOUTH PORT	14.45	27530.00	3470.00	3882.00	3327.26
Samudra Township	56.03	53922.00	11834.00	20908.89	47520.07
Productive Farming (Vadala Farm)	23.79	27976.00	--	--	--
TOTAL (APSEZL)	**469.05**	**755094.00**	**127671.00**	**422714.27**	**262794.33**
		882765.00			

Details of Mangrove Afforstation done by APSEZ

Sl. no.	Location	Area (ha)	Duration	Species	Implementation agency
1	Mundra Port	24.0	-	Avicennia marina	Dr. Maity, Mangrove consultant of India
2	Mundra Port	25.0	-	Avicennia marina	Dr. Maity, Mangrove consultant of India
3	Luni/Hamirmora (Mundra, Kutch)	160.8	2007 - 2015	Avicennia marina, Rhizophora mucronata, Ceriops tagal	GUIDE, Bhuj
4	Kukadsar (Mundra, Kutch)	66.5	2012 - 2014	Avicennia marina	GUIDE, Bhuj
5	Forest Area (Mundra)	298.0	2011 - 2013	Avicennia marina	-
6	Jangi Village (Bhachau, Kutch)	50.0	2012 - 2014	Avicennia marina	GUIDE, Bhuj
7	Jakhau Village (Abdasa, Kutch)	310.6	2007-08 & 2011-13	Avicennia marina, Rhizophora mucronata, Ceriops tagal	GUIDE, Bhuj
8	Sat Saida Bet (Kutch)	255.0	2014-15 & 2016-17	Avicennia marina & Bio diversity	GUIDE, Bhuj
9	Dandi Village (Navsari)	800.0	2006 - 2011	Avicennia marina, Rhizophora mucronata, Ceriops tagal	SAVE, Ahmedabad
10	Talaza Village (Bhavnagar)	50.0	2011-12	Avicennia marina	SAVE, Ahmedabad
11	Narmada Village (Bhavnagar)	250.0	2014 - 2015	Avicennia marina	SAVE, Ahmedabad
12	Malpur Village (Bharuch)	200.0	2012-14	Avicennia marina	SAVE, Ahmedabad
13	Kantiyajal Village (Bharuch)	50.0	2014-15	Avicennia marina	SAVE, Ahmedabad
14	Devla Village (Bharuch)	150.0	210-16	Avicennia marina	SAVE, Ahmedabad
15	Village Tala Talav (Khambhat, Anand)	100.0	2015 - 2016	Avicennia marina	SAVE, Ahmedabad
16	Village Tala Talav (Khambhat, Anand)	38.0	2015 - 2016	Avicennia marina	GEC, Gandhinagar
17	Aliya Bet, Village Katpor (Hansot, Bharuch)	62.0	2017-18	Avicennia marina & Rhizophora spp.	GEC, Gandhinagar
Total Mangrove Plantation:		**2889.90 Ha**			

Annexure – 2

"HALF YEARLY ENVIRONMENTAL MONITORING REPORT"

FOR

ADANI PORTS AND SPECIAL ECONOMIC ZONE LIMITED
TAL: MUNDRA, KUTCH, MUNDRA – 370 421

MONITORING PERIOD: APRIL 2020 TO SEPTEMBER 2020

PREPARED BY:

POLLUCON LABORATORIES PVT.LTD.

**PLOT NO.5/6 "POLLUCON HOUSE", OPP. BALAJI INDUSTRIAL SOCIETY,
OLD SHANTINATH SILK MILL LANE, NEAR GAYTRI FARSAN MART,
NAVJIVAN CIRCLE, UDHANA MAGDALLA ROAD, SURAT-395007.
PHONE/FAX – (+91 261) 2455 751, 2601 106, 2601 224.
E-mail: pollucon@gmail.comweb: www.polluconlab.com**

TC - 5945 ISO 9001:2015 ISO 14001:2015 OHSAS 18001:2007

MARINE WATER MONITORING SUMMARY REPORT

RESULTS OF MARINE WATER [M1 LEFT SIDE OF BOCHA CREEK - N 22°45'183" E 069°43'241"]

SR. NO.	TEST PARAMETERS	UNIT	MAY 2020		JUNE 2020		JULY 2020		AUGUST 2020		SEPTEMBER 2020		TEST METHOD
			SURFACE	BOTTOM	SURFACE	BOTTOM	SURFACE	BOTTOM	SURFACE	BOTTOM	SURFACE	BOTTOM	
1	pH	--	8.25	8.20	8.27	8.21	8.26	8.19	8.27	8.21	8.25	8.19	IS3025(P11)83Re.02
2	Temperature	oC	30.9	30.8	31.1	30.8	31.5	31.1	30.6	30.4	30.7	30.4	IS3025(P9)84Re.02
3	Total Suspended Solids	mg/L	156	174	174	190	186	210	208	225	220	241	IS3025(P17)84Re.02
4	BOD (3 Days @ 27 °C)	mg/L	3.3	Not Detected	3.6	Not Detected	3.4	Not Detected	3.1	Not Detected	3.0	Not Detected	IS 3025 (P44)1993Re.03Edition 2.1
5	Dissolved Oxygen	mg/L	6.1	5.9	5.9	5.7	5.9	5.8	5.9	5.7	5.9	5.6	IS3025(P38)89Re.99
6	Salinity	ppt	34.7	35	35.6	35.2	36	36.3	36.2	36.5	36.5	36.7	APHA (22ndEdi) 2550 B
7	Oil & Grease	mg/L	Not Detected	Not Detected	Not Detected	Not Detected	Not Detected	Not Detected	Not Detected	Not Detected	Not Detected	Not Detected	APHA(22ndEdi)5520D
8	Nitrate as NO_3	µmol/L	8.1	6.12	4.37	5.28	4.18	4.32	3.76	3.53	3.17	2.94	IS3025(P34)88
9	Nitrite as NO_2	µmol/L	0.74	0.58	0.49	0.31	0.64	0.52	0.94	0.78	0.68	0.52	IS3025(P34)88 NEDA
10	Ammonical Nitrogen as NH_3	µmol/L	3.16	3.20	2.68	2.44	3.16	3.1	2.63	2.51	2.53	2.31	IS3025(P34)88Cla.2.3
11	Phosphates as PO_4	µmol/L	1.36	1.17	1.94	1.73	2.44	2.28	1.87	1.63	1.6	1.39	APHA(22ndEdi) 4500 C
12	Total Nitrogen	µmol/L	12.00	9.90	7.54	8.03	7.98	7.94	7.33	6.82	6.38	1.39	IS3025(P34)88
13	Petroleum Hydrocarbon	µg/L	Not Detected	Not Detected	5.3	Not Detected	9.5	Not Detected	12	Not Detected	10	Not Detected	PLPL-TPH
14	Total Dissolved Solids	mg/L	35790	36170	36649	36274	36948	37204	37294	37450	37446	37638	IS3025(P16)84Re.02
15	COD	mg/L	19	Not Detected	21	Not Detected	25	19.0	23.4	18	26	19.0	APHA(22ndEdi) 5520-D Open Reflux
B	**Phytoplankton**												
16.1	Chlorophyll	mg/m^3	3.68	2.61	3.41	2.5	3.04	2.45	2.83	2.61	2.72	2.5	APHA (22ndEdi) 10200-H
16.2	Phaeophytin	mg/m	0.7	2.1	1.2	2.2	1.82	2.29	2.18	2.02	1.87	2.27	APHA (22ndEdi) 10200-

H. T. Shah

Lab Manager

POLLUCON LABORATORIES PVT. LTD. SURAT-7.

Dr. ArunBajpai

Lab Manager (Q)

		^{3}											H
16.3	Cell Count	No. x 10^3/L	172	96	150	78	142	80	136	92	138	106	APHA (22nd Edi) 10200-H
16.4	Name of Group Number and name of group species of each group	--	*Synedra sp. Thallasiothrix sp. Nitzschia sp. Biddulphia sp.* --	*Cheatoceros sp. Skeletonema sp. Rhizosolenia sp.* -- --	*Navicula sp. Thallasionema sp. Rhizosolenia sp. Biddulphia sp.*	*Thallasiothrix sp. Coscinodiscus sp. Ceratilem*	Nitzschia sp. Thallasionema sp. Biddulphia sp. Rhizosolenia sp. --	Navicula sp. Pleurosigma sp. Coscinodiscus sp. -- --	*Rhizosolenia sp. Coscinodiscus sp. Pleurosigma sp. Nitzschia sp.*	*Navicula sp. Thallasiosira sp. Synedra sp.*	*Nitzschia sp. Thallasionema sp. Ceratium Biddulphia sp. Cyclotella sp.*	*Fragillaria sp. Rhizosolenia sp. Coscinodiscus sp.*	APHA (22nd Edi) 10200-H
C	**Zooplanktons**												
17.1	Abundance (Population)	noX10^3 / 100 m^3	40		32		27		22		23		APHA (22nd Edi) 10200-G
17.2	Name of Group Number and name of group species of each group	--	Ostracods Gastropods Copepods --		Hydroloans Polychaetes Amphipods Molluscans		Polychaetes Gastropods -- --		Hydrodictyons Polychaetes Bivalves Mysids		Polychaetes Chaetognathes Foraminiferans Decapods		APHA (22nd Edi) 10200-G
17.3	Total Biomass	ml/100 m^3	3.45		3.1		3.15		3.10		3.1		APHA (22nd Edi) 10200-G
D	**Microbiological Parameters**												
18.1	Total Bacterial Count	CFU/ml	1980		2120		2180		2450		2320		IS 5402:2002
18.2	Total Coliform	/ml	Absent		Absent		Absent		Absent		Absent		APHA(22ndEdi)9221-D
18.3	Ecoli	/ml	Absent		Absent		Absent		Absent		Absent		IS:1622:1981Edi.2.4(2003-05)
18.4	Enterococcus	/ml	Absent		Absent		Absent		Absent		Absent		IS : 15186 :2002
18.5	Salmonella	/ml	Absent		Absent		Absent		Absent		Absent		IS : 5887 (P-3)
18.6	Shigella	/ml	Absent		Absent		Absent		Absent		Absent		IS : 1887 (P-7)
18.7	Vibrio	/ml	Absent		Absent		Absent		Absent		Absent		IS : 5887 (P-5)

H. T. Shah

Lab Manager

POLLUCON LABORATORIES PVT. LTD. SURAT-7.

Dr. Arun Bajpai

Lab Manager (Q)

RESULTS OF SEDIMENT ANALYSIS [M1 LEFT SIDE OF BOCHA CREEK - N 22°45'183" E 069°43'241"]

SR. NO.	TEST PARAMETERS	UNIT	MAY 2020	JUNE 2020	JULY 2020	AUGUST 2020	SEPTEMBER 2020	TEST METHOD
			SEDIMENT	SEDIMENT	SEDIMENT	SEDIMENT	SEDIMENT	
1	Organic Matter	%	0.63	0.56	0.62	0.49	0.37	FCO:2007
2	Phosphorus as P	µg/g	268	314	379	305	408	APHA(22nd Edi) 4500 C
3	Texture	--	Sandy	Sandy	Sandy	Sandy	Sandy	--
4	Petroleum Hydrocarbon	µg/g	Not Detected	Not Detected	Not Detected	Not Detected	Not Detected	PLPL-TPH
5	**Heavy Metals**							
5.1	Aluminum as Al	%	5.1	5.84	5.26	4.86	4.56	AAS APHA 3111 B
5.2	Total Chromium as Cr^{+3}	µg/g	148	203	218	193	213	AAS 3111B
5.3	Manganese as Mn	µg/g	1240	1048	946	924	870	AAS APHA 3111 B
5.4	Iron as Fe	%	5.18	5.3	5.1	4.9	4.83	AAS APHA(22nd Edi)3111 B
5.5	Nickel as Ni	µg/g	53	41	59	50	61	AAS APHA(22nd Edi)3111 B
5.6	Copper as Cu	µg/g	32	39	42	35	42	AAS APHA(22nd Edi)3111 B
5.7	Zinc as Zn	µg/g	170	208	196	184	158	AAS APHA(22nd Edi)3111 B
5.8	Lead as Pb	µg/g	2.78	2.19	2.3	1.96	2.3	AAS APHA(22nd Edi)3111 B
5.9	Mercury as Hg	µg/g	Not Detected	Not Detected	Not Detected	Not Detected	Not Detected	AAS APHA- 3112 B
6	**Benthic Organisms**							
6.1	Macrobenthos	--	Polychaetes Crustaceans --	Polychaetes Crustaceans	Polychaetes Crustaceans ---	Polychaetes Gastropods Crustaceans	Crustaceans Gastropods	APHA (22nd Edi) 10500-C
6.2	MeioBenthos	--	Nematodes	Foraminiferans	Nematodes	--	Foraminiferans	APHA (22nd Edi) 10500-C
6.3	Population	no/m2	529	471	382	324	352	APHA (22nd Edi) 10500-C

H. T. Shah

Lab Manager

POLLUCON LABORATORIES PVT. LTD. SURAT-7.

Dr. Arun Bajpai

Lab Manager (Q)

POLLUCON LABORATORIES PVT. LTD.
Environmental Auditors, Consultants & Analysts.
Cleaner Production / Waste Minimization Facilitator
Recognised by MoEF, New Delhi Under Sec. 12 of Environmental (Protection) Act-1986

RESULTS OF MARINE WATER [M2 MOUTH OF BOCHA & NAVINAL CREEK - N 22°44'239" E 069°43'757"]

SR. NO.	TEST PARAMETERS	UNIT	MAY 2020		JUNE 2020		JULY 2020		AUGUST 2020		SEPTEMBER 2020		TEST METHOD
			SURFACE	BOTTOM	SURFACE	BOTTOM	SURFACE	BOTTOM	SURFACE	BOTTOM	SURFACE	BOTTOM	
1	pH	--	8.21	8.17	8.28	8.19	8.24	8.18	8.21	8.17	8.24	8.19	IS3025(P11)83Re.02
2	Temperature	oC	30.5	30.3	31.4	31.3	31.6	31.3	30.4	30.2	30.8	30.4	IS3025(P9)84Re.02
3	Total Suspended Solids	mg/L	216	238	198	170	209	184	192	174	207	219	IS3025(P17)84Re.02
4	BOD (3 Days @ 27 °C)	mg/L	3.4	Not Detected	3.5	Not Detected	3.8	Not Detected	3.2	Not Detected	2.9	Not Detected	IS 3025 (P44)1993Re.03Editio n2.1
5	Dissolved Oxygen	mg/L	6.1	5.9	5.9	5.7	5.6	5.8	5.8	5.7	5.9	5.7	IS3025(P38)89Re.99
6	Salinity	ppt	34.9	35.3	35.3	35.2	36.1	36.4	36.3	36.5	36.6	36.8	APHA (22ndEdi) 2550 B
7	Oil & Grease	mg/L	Not Detected	Not Detected	Not Detected	Not Detected	Not Detected	Not Detected	Not Detected	Not Detected	Not Detected	Not Detected	APHA(22ndEdi)5520D
8	Nitrate as NO_3	µmol/L	8.3	6.13	5.0	4.63	4.86	4.7	3.84	3.61	3.27	3.1	IS3025(P34)88
9	Nitrite as NO_2	µmol/L	0.72	0.64	0.83	0.59	0.77	0.68	0.96	0.72	0.8	0.67	IS3025(P34)88 NEDA
10	Ammonical Nitrogen as NH_3	µmol/L	3.56	3.12	2.76	2.17	3.16	3.24	2.74	2.53	2.6	2.3	IS3025(P34)88Cla.2.3
11	Phosphates as PO_4	µmol/L	1.27	1.1	2.19	1.93	2.7	2.56	2.36	2.2	2.21	2.16	APHA(22ndEdi) 4500 C
12	Total Nitrogen	µmol/L	12.54	9.89	8.54	7.39	8.79	8.62	7.54	6.86	6.63	5.95	IS3025(P34)88
13	Petroleum Hydrocarbon	µg/L	Not Detected	Not Detected	9.2	Not Detected	8.4	Not Detected	11.4	Not Detected	9.6	Not Detected	PLPL-TPH
14	Total Dissolved Solids	mg/L	37878	36314	36398	36134	37108	3710	37266	37463	37550	37756	IS3025(P16)84Re.02
15	COD	mg/L	24.0	Not Detected	21.0	Not Detected	26.0	20.0	22.6	17.5	25.0	18.6	APHA(22ndEdi) 5520-D Open Reflux
B	**Phytoplankton**												
16.1	Chlorophyll	mg/m^3	3.47	2.83	3.2	3.04	2.88	2.45	2.93	2.67	2.83	2.61	APHA (22ndEdi) 10200-H
16.2	Phaeophytin	mg/m^3	1.0	1.4	1.1	1.1	1.6	2.14	1.51	2.41	1.7	2.5	APHA (22ndEdi) 10200-H
16.3	Cell Count	No. x 10^3/L	158	90	144	86	138	108	124	98	134	102	APHA (22nd Edi) 10200-H

POLLUCON LABORATORIES PVT. LTD. SURAT-7.

H. T. Shah
Lab Manager

Dr. Arun Bajpai
Lab Manager (Q)

PLOT NO.5/6 "POLLUCON HOUSE", OPP. BALAJI INDUSTRIAL SOCIETY, OLD SHANTINATH SILK MILL LANE, NEAR GAYTRI FARSAN MART,
NAVJIVAN CIRCLE, UDHANA MAGDALLA ROAD, SURAT-395007. PHONE: [0261] 2635750, 2635751
EMAIL: pollucon@gmail.com WEBSITE: www.pollucon.com

16.4	Name of Group Number and name of group species of each group	--	*Rhizosolenia sp. Cheatoceros sp. Pleurosigma sp. Biddulphia sp.*	*Synedra sp. Nitzschia sp. Fragillaria sp. --*	*Rhizosolenia sp. Coscinodiscus sp. Chaetognathes Nitzschia sp.*	*Navicula sp. Synedra sp. Amphipora sp.*	*Nitzschia sp. Coscinodiscus sp. Rhizosolenia sp. Biddulphia sp.*	*Navicula sp. Rhizosolenia sp. Synedra sp. --*	*Rhizosolenia sp. Coscinodiscus sp. Pleurosigma sp. Nitzschia sp.*	*Navicula sp. Thallasionema sp. Synedra --*	*Rhizosolenia sp. Biddulphia sp. Skeletonema sp. Nitzschia sp.*	*Fragillaria sp. Thallasionema sp. Navicula sp. --*	APHA (22nd Edi) 10200-H
C	**Zooplanktons**												
17.1	Abundance (Population)	noX10^3/ 100 m^3	42		39		33		27		24		APHA (22nd Edi) 10200-G
17.2	Name of Group Number and name of group species of each group	--	Polychaetes Ostracods Decapods Foraminiferans		Molluscans Bivalves Foraminiferans		Polychaetes Decapods Bivalves --		Hydrodictyons Polychaetes Bivalves Mysids		Crustaeeans Polychaetes Mysids		APHA (22nd Edi) 10200-G
17.3	Total Biomass	ml/100 m^3	3.95		3.5		3.4		2.90		3		APHA (22nd Edi) 10200-G
D	**Microbiological Parameters**												
18.1	Total Bacterial Count	CFU/ml	2120		1950		2210		2210		2160		IS 5402:2002
18.2	Total Coliform	/ml	Absent		Absent		Absent		Absent		Absent		APHA(22ndEdi)9221-D
18.3	Ecoli	/ml	Absent		Absent		Absent		Absent		Absent		IS:1622:1981Edi.2.4(2003-05)
18.4	Enterococcus	/ml	Absent		Absent		Absent		Absent		Absent		IS : 15186 :2002
18.5	Salmonella	/ml	Absent		Absent		Absent		Absent		Absent		IS : 5887 (P-3)
18.6	Shigella	/ml	Absent		Absent		Absent		Absent		Absent		IS : 1887 (P-7)
18.7	Vibrio	/ml	Absent		Absent		Absent		Absent		Absent		IS : 5887 (P-5)

H. T. Shah

Lab Manager

POLLUCON LABORATORIES PVT. LTD. SURAT-7.

Dr. Arun Bajpai

Lab Manager (Q)

RESULTS OF SEDIMENT ANALYSIS [M2 MOUTH OF BOCHA & NAVINAL CREEK – N 22°44'239" E 069°43'757"]

SR. NO.	TEST PARAMETERS	UNIT	MAY 2020	JUNE 2020	JULY 2020	AUGUST 2020	SEPTEMBER 2020	TEST METHOD
			SEDIMENT	SEDIMENT	SEDIMENT	SEDIMENT	SEDIMENT	
1	Organic Matter	%	0.64	0.53	0.62	0.49	0.43	FCO:2007
2	Phosphorus as P	µg/g	276	304	319	293	318	APHA(22nd Edi) 4500 C
3	Texture	--	Sandy	Sandy	Sandy	Sandy	Sandy	--
4	Petroleum Hydrocarbon	µg/g	Not Detected	Not Detected	Not Detected	Not Detected	Not Detected	PLPL-TPH
5	**Heavy Metals**							
5.1	Aluminum as Al	%	5.14	4.76	4.92	4.76	4.56	AAS APHA 3111 B
5.2	Total Chromium as Cr^{+3}	µg/g	168	203	234	216	270	AAS 3111B
5.3	Manganese as Mn	µg/g	1130	1076	968	934	839	AAS APHA 3111 B
5.4	Iron as Fe	%	5.24	4.98	4.81	4.96	4.35	AAS APHA(22nd Edi)3111 B
5.5	Nickel as Ni	µg/g	38	41	56	43	60	AAS APHA(22nd Edi)3111 B
5.6	Copper as Cu	µg/g	46	38	47	35	42	AAS APHA(22nd Edi)3111 B
5.7	Zinc as Zn	µg/g	208	201	213	190	239	AAS APHA(22nd Edi)3111 B
5.8	Lead as Pb	µg/g	2.7	1.98	2.96	1.79	2.5	AAS APHA(22nd Edi)3111 B
5.9	Mercury as Hg	µg/g	Not Detected	Not Detected	Not Detected	Not Detected	Not Detected	AAS APHA- 3112 B
6	**Benthic Organisms**							
6.1	Macrobenthos	--	Copepods Molluscans Crustaceans	Polychaetes Crustaceans Bivalves	Polychaetes Crustaceans --	Polychaetes Gastropods	Copepods Crustaceans Bivalves	APHA (22nd Edi) 10500-C
6.2	MeioBenthos	--	--	Foraminiferans	Foraminiferans	Nematodes	--	APHA (22nd Edi) 10500-C
6.3	Population	no/m2	441	469	440	352	381	APHA (22nd Edi) 10500-C

H. T. Shah

Lab Manager

POLLUCON LABORATORIES PVT. LTD. SURAT-7.

Dr. Arun Bajpai

Lab Manager (Q)

RESULTS OF MARINE WATER [M3 EAST OF BOCHAISLAND - N 22°46'530" E 069°41'690"]

SR. NO.	TEST PARAMETERS	UNIT	MAY 2020		JUNE 2020		JULY 2020		AUGUST 2020		SEPTEMBER 2020		TEST METHOD
			SURFACE	BOTTOM	SURFACE	BOTTOM	SURFACE	BOTTOM	SURFACE	BOTTOM	SURFACE	BOTTOM	
1	pH	--	8.25	8.19	8.29	8.23	8.2	8.15	8.23	8.19	8.19	8.14	IS3025(P11)83Re.02
2	Temperature	oC	30.6	30.5	31.6	31.3	31.7	31.5	31	30.3	30.7	30.5	IS3025(P9)84Re.02
3	Total Suspended Solids	mg/L	216	227	234	259	216	204	201	218	216	241	IS3025(P17)84Re.02
4	BOD (3 Days @ 27 °C)	mg/L	3.5	Not Detected	3.1	Not Detected	4.0	Not Detected	3.3	Not Detected	3.0	Not Detected	IS 3025 (P44)1993Re.03Edition2.1
5	Dissolved Oxygen	mg/L	6.0	5.9	5.8	5.6	5.9	5.7	5.9	5.7	5.9	5.6	IS3025(P38)89Re.99
6	Salinity	ppt	34.9	35.2	35.9	35.3	36	36.4	36.3	36.5	36.5	36.8	APHA (22ndEdi) 2550 B
7	Oil & Grease	mg/L	Not Detected	Not Detected	Not Detected	Not Detected	Not Detected	Not Detected	Not Detected	Not Detected	Not Detected	Not Detected	APHA(22ndEdi)5520D
8	Nitrate as NO_3	µmol/L	7.94	7.16	4.18	3.96	4.98	4.76	3.57	3.3	2.6	2.2	IS3025(P34)88
9	Nitrite as NO_2	µmol/L	0.63	0.57	0.83	0.49	0.72	0.58	0.83	0.64	0.49	0.32	IS3025(P34)88 NEDA
10	Ammonical Nitrogen as NH_3	µmol/L	3.46	3.00	2.99	2.75	3.18	2.91	2.76	2.56	2.4	2.1	IS3025(P34)88Cla.2.3
11	Phosphates as PO_4	µmol/L	1.33	1.14	2.1	1.93	2.3	2.13	1.94	1.7	1.5	1.39	APHA(22ndEdi) 4500 C
12	Total Nitrogen	µmol/L	12.03	10.7	8.00	7.2	8.88	8.25	7.16	6.46	5.44	4.7	IS3025(P34)88
13	Petroleum Hydrocarbon	µg/L	Not Detected	Not Detected	9.8	Not Detected	11.6	Not Detected	15	Not Detected	10.2	Not Detected	PLPL-TPH
14	Total Dissolved Solids	mg/L	35824	36418	36910	36298	36918	37316	37298	37494	37450	37746	IS3025(P16)84Re.02
15	COD	mg/L	22.0	Not Detected	23.0	Not Detected	27.0	Not Detected	25	20	23	18.0	APHA(22ndEdi) 5520-D Open Reflux
B	**Phytoplankton**												
16.1	Chlorophyll	mg/m^3	3.15	2.93	3.25	2.77	2.83	2.67	2.93	2.45	2.88	2.56	APHA (22ndEdi) 10200-H
16.2	Phaeophytin	mg/m^3	1.5	1.5	1.3	1.8	1.99	2.0	2.56	2.33	2.05	2.4	APHA (22ndEdi) 10200-H
16.3	Cell Count	No. x 10^3/L	150	78	140	82	132	78	120	96	148	104	APHA (22nd Edi) 10200-H

H. T. Shah

Lab Manager

POLLUCON LABORATORIES PVT. LTD. SURAT-7.

Dr. Arun Bajpai

Lab Manager (Q)

16.4	Name of Group Number and name of group species of each group	--	*Skeletonema sp. Biddulphia sp. Coscinodiscus sp. Thallasionema sp.* --	*Nitzschia sp. Pleurosigma sp. Synedra sp.* -- --	*Nitzschia sp. Biddulphia sp. Thallasionema sp. Chaetognathes Coscinodiscus sp.*	*Navicula sp. Nitzschia sp. Biddulphia sp. Synedra*	*Nitzschia sp.* Coscinodiscus sp. Rhizosolenia sp. *Thallasiosira sp.* --	*Pleurosigma sp. Navicula sp. Synedra sp.* -- --	*Nitzschia sp. Thallasiosira sp. Coscinodiscus sp. Rhizosolenia sp.*	*Synedra sp. Navicula sp. Pleurosigma sp.* --	*Nitzschia sp. Thallasiosira sp. Coscinodiscus sp. Rhizosolenia sp.*	*Synedra sp. Navicula sp. Pleurosigma sp.* --	APHA (22nd Edi) 10200-H
C	**Zooplanktons**												
17.1	Abundance (Population)	noX10^3 / 100 m^3	41		34		28		23		25		APHA (22nd Edi) 10200-G
17.2	Name of Group Number and name of group species of each group	--	Decapods Polychaetes amphipods Gastropods		Gastropods Bivalves Foraminiferans Polychaetes		Gastropods Decapods Isopods --		Polychaetes Crustaceans Mysids		Polychaetes Molluscans Chaetognathes		APHA (22nd Edi) 10200-G
17.3	Total Biomass	ml/100 m^3	3.4		3.5		33		3.05		2.95		APHA (22nd Edi) 10200-G
D	**Microbiological Parameters**												
18.1	Total Bacterial Count	CFU/ml	2140		1920		2280		2240		2160		IS 5402:2002
18.2	Total Coliform	/ml	Absent		Absent		Absent		Absent		Absent		APHA(22ndEdi)9221-D
18.3	Ecoli	/ml	Absent		Absent		Absent		Absent		Absent		IS:1622:1981Edi.2.4(2003-05)
18.4	Enterococcus	/ml	Absent		Absent		Absent		Absent		Absent		IS : 15186 :2002
18.5	Salmonella	/ml	Absent		Absent		Absent		Absent		Absent		IS : 5887 (P-3)
18.6	Shigella	/ml	Absent		Absent		Absent		Absent		Absent		IS : 1887 (P-7)
18.7	Vibrio	/ml	Absent		Absent		Absent		Absent		Absent		IS : 5887 (P-5)

H. T. Shah

Lab Manager

POLLUCON LABORATORIES PVT. LTD. SURAT-7.

Dr. Arun Bajpai

Lab Manager (Q)

RESULTS OF SEDIMENT ANALYSIS [M3 RIGHT SIDE OF BOCHA CREEK - N 22°46'530" E 069°41'690"]

SR. NO.	TEST PARAMETERS	UNIT	MAY 2020	JUNE 2020	JULY 2020	AUGUST 2020	SEPTEMBER 2020	TEST METHOD
			SEDIMENT	SEDIMENT	SEDIMENT	SEDIMENT	SEDIMENT	
1	Organic Matter	%	0.68	0.56	0.62	0.49	0.45	FCO:2007
2	Phosphorus as P	µg/g	214	270	256	236	293	APHA(22ndEdi) 4500 C
3	Texture	--	Sandy	Sandy	Sandy	Sandy	Sandy	--
4	Petroleum Hydrocarbon	µg/g	Not Detected	Not Detected	Not Detected	Not Detected	Not Detected	PLPL-TPH
5	**Heavy Metals**							
5.1	Aluminum as Al	%	5.06	4.98	4.83	4.7	4.68	AAS APHA 3111 B
5.2	Total Chromium as Cr^{+3}	µg/g	139	205	228	203	270	AAS 3111B
5.3	Manganese as Mn	µg/g	1180	1074	970	958	816	AAS APHA 3111 B
5.4	Iron as Fe	%	5.16	4.8	5.16	4.63	4.53	AAS APHA(22ndEdi)3111 B
5.5	Nickel as Ni	µg/g	38	53	42	35	50	AAS APHA(22ndEdi)3111 B
5.6	Copper as Cu	µg/g	48	49	39	27	41	AAS APHA(22ndEdi)3111 B
5.7	Zinc as Zn	µg/g	203	170	204	178	236	AAS APHA(22ndEdi)3111 B
5.8	Lead as Pb	µg/g	2.7	2.19	3.16	2.9	1.94	AAS APHA(22ndEdi)3111 B
5.9	Mercury as Hg	µg/g	Not Detected	Not Detected	Not Detected	Not Detected	Not Detected	AAS APHA- 3112 B
6	**Benthic Organisms**							
6.1	Macrobenthos	--	Amphipods Polychaetes Copepods	Polychaetes Crustaceans Copepods	Crustaceans Bivalves Decapods	Polychaetes Crustaeeans Isopods	Crustaceans Gastropods Decapods	APHA (22nd Edi) 10500-C
6.2	MeioBenthos	--	--	--	Nematodes	--	--	APHA (22nd Edi) 10500-C
6.3	Population	no/m2	412	559	441	353	382	APHA (22nd Edi) 10500-C

H. T. Shah

Lab Manager

POLLUCON LABORATORIES PVT. LTD. SURAT-7.

Dr. Arun Bajpai

Lab Manager (Q)

RESULTS OF MARINE WATER [M4 JUNA BANDAR N 22°47'577" E 069°43'620"]

SR. NO.	TEST PARAMETERS	UNIT	MAY 2020		JUNE 2020		JULY 2020		AUGUST 2020		SEPTEMBER 2020		TEST METHOD
			SURFACE	BOTTOM	SURFACE	BOTTOM	SURFACE	BOTTOM	SURFACE	BOTTOM	SURFACE	BOTTOM	
1	pH	--	8.26	8.19	8.27	8.19	8.29	8.25	8.28	8.2	8.21	8.17	IS3025(P11)83Re.02
2	Temperature	oC	30.7	30.5	31.8	31.6	31.6	31.4	30.5	30.2	30.7	30.5	IS3025(P9)84Re.02
3	Total Suspended Solids	mg/L	230	216	219	247	236	220	212	236	239	256	IS3025(P17)84Re.02
4	BOD (3 Days @ 27 °C)	mg/L	2.9	Not Detected	3.2	Not Detected	4.1	Not Detected	3.6	Not Detected	3.1	Not Detected	IS 3025 (P44)1993Re.03Edition2.1
5	Dissolved Oxygen	mg/L	5.9	5.8	5.9	5.7	4.8	4.6	5.8	5.6	5.9	5.7	IS3025(P38)89Re.99
6	Salinity	ppt	34.7	35.2	35.8	35.5	36.1	36.4	36.4	36.7	36.8	37.1	APHA (22nd Edi) 2550 B
7	Oil & Grease	mg/L	Not Detected	Not Detected	Not Detected	Not Detected	Not Detected	Not Detected	Not Detected	Not Detected	Not Detected	Not Detected	APHA(22nd Edi)5520D
8	Nitrate as NO_3	µmol/L	6.54	6.13	4.27	4.1	4.68	4.32	3.68	3.47	2.71	2.39	IS3025(P34)88
9	Nitrite as NO_2	µmol/L	1.12	0.69	0.98	0.74	0.82	0.76	0.76	0.49	0.63	0.42	IS3025(P34)88 NEDA
10	Ammonical Nitrogen as NH_3	µmol/L	3.27	3.10	2.56	2.33	2.74	2.39	2.53	2.38	2.3	2.1	IS3025(P34)88Cla.2.3
11	Phosphates as PO_4	µmol/L	1.39	1.16	2.21	2.14	2.14	2	1.81	1.67	1.68	1.46	APHA(22nd Edi) 4500 C
12	Total Nitrogen	µmol/L	10.93	9.92	7.81	7.17	8.24	7.47	6.97	6.34	5.65	4.91	IS3025(P34)88
13	Petroleum Hydrocarbon	µg/L	Not Detected	Not Detected	6	Not Detected	9.8	Not Detected	11.8	Not Detected	9.2	Not Detected	PLPL-TPH
14	Total Dissolved Solids	mg/L	35698	36298	36829	36544	37102	37402	37390	37645	38280	38554	IS3025(P16)84Re.02
15	COD	mg/L	20	Not Detected	25	Not Detected	24.6	Not Detected	21.2	Not Detected	23.9	19.0	APHA(22nd Edi) 5520-D Open Reflux
B	**Phytoplankton**												
16.1	Chlorophyll	mg/m^3	3.36	2.67	3.57	2.72	3.09	2.67	2.93	2.61	3.09	2.83	APHA (22nd Edi) 10200-H
16.2	Phaeophytin	mg/m^3	1.2	2.4	0.9	2.3	1.69	2.41	1.96	2.32	1.69	1.95	APHA (22nd Edi) 10200-H
16.3	Cell Count	No. x 10^3/L	186	76	162	84	144	76	136	92	144	106	APHA (22nd Edi) 10200-H

H. T. Shah

Lab Manager

POLLUCON LABORATORIES PVT. LTD. SURAT-7.

Dr. Arun Bajpai

Lab Manager (Q)

16.4	Name of Group Number and name of group species of each group	--	*Melosira sp. Rhizosolenia sp. Coscinodiscus sp. Thallasionema sp.* --	*Nitzschia sp. peridinium sp Cyclotella sp.* -- --	*Navicula sp. Synedra Coscinodiscus sp. Thallasionema sp. Pleurosigma sp.*	*Navicula sp. Nitzschia sp. Cheatoceros sp. Cyclotella sp.*	*Nitzschia sp. Thallasiosira sp. Rhizosolenia sp. Biddulphia sp.* --	*Navicula sp. Coscinodiscus sp. Synedra sp.* -- --	*Navicula sp. Thallasionema sp. Rhizosolenia sp. Pleurosigma sp.*	*Navicula sp. Synedra sp. Biddulphia sp.*	*Navicula sp. Biddulphia sp. Rhizosolenia sp. Skeletonema sp.*	*Nitzschia sp. Thallasionema sp. Amphora sp.*	APHA (22nd Edi) 10200-H
C	**Zooplanktons**												
17.1	Abundance (Population)	noX10^3 / 100 m^3	42		35		32		27		31		APHA (22nd Edi) 10200-G
17.2	Name of Group Number and name of group species of each group	--	Foraminiferans Ostracods Decapods Gastropods		Gastropods Polychaetes Foraminiferans Decapods		Polychaetes Decapods Nematodes Isopods		Polychaetes Decapods Crustaceans		Polychaetes Crustaeeans Chaetognathes		APHA (22nd Edi) 10200-G
17.3	Total Biomass	ml/100 m^3	3.65		3.9		3.10		2.90		3.35		APHA (22nd Edi) 10200-G
D	**Microbiological Parameters**												
18.1	Total Bacterial Count	CFU/ml	1960		2180		2150		2180		2260		IS 5402:2002
18.2	Total Coliform	/ml	Absent		Absent		Absent		Absent		Absent		APHA(22ndEdi)9221-D
18.3	Ecoli	/ml	Absent		Absent		Absent		Absent		Absent		IS:1622:1981Edi.2.4(2003-05)
18.4	Enterococcus	/ml	Absent		Absent		Absent		Absent		Absent		IS : 15186 :2002
18.5	Salmonella	/ml	Absent		Absent		Absent		Absent		Absent		IS : 5887 (P-3)
18.6	Shigella	/ml	Absent		Absent		Absent		Absent		Absent		IS : 1887 (P-7)
18.7	Vibrio	/ml	Absent		Absent		Absent		Absent		Absent		IS : 5887 (P-5)

H. T. Shah

Lab Manager

POLLUCON LABORATORIES PVT. LTD. SURAT-7.

Dr. Arun Bajpai

Lab Manager (Q)

POLLUCON LABORATORIES PVT. LTD.
Environmental Auditors, Consultants & Analysts.
Cleaner Production / Waste Minimization Facilitator
Recognised by MoEF, New Delhi Under Sec. 12 of Environmental (Protection) Act-1986

RESULTS OF SEDIMENT ANALYSIS [M4 JUNA BANDAR N 22°47'577" E 069°43'620"]

SR. NO.	TEST PARAMETERS	UNIT	MAY 2020	JUNE 2020	JULY 2020	AUGUST 2020	SEPTEMBER 2020	TEST METHOD
			SEDIMENT	SEDIMENT	SEDIMENT	SEDIMENT	SEDIMENT	
1	Organic Matter	%	0.72	0.56	0.68	0.52	0.48	FCO:2007
2	Phosphorus as P	µg/g	216	298	340	316	370	APHA(22nd Edi) 4500 C
3	Texture	--	Sandy	Sandy	Sandy	Sandy	Sandy	--
4	Petroleum Hydrocarbon	µg/g	Not Detected	Not Detected	Not Detected	Not Detected	Not Detected	PLPL-TPH
5	**Heavy Metals**							
5.1	Aluminum as Al	%	4.98	5.12	4.98	4.86	4.7	AAS APHA 3111 B
5.2	Total Chromium as Cr^{+3}	µg/g	180	201	240	213	239	AAS 3111B
5.3	Manganese as Mn	µg/g	1073	958	976	958	864	AAS APHA 3111 B
5.4	Iron as Fe	%	5.11	4.9	5.18	4.7	4.9	AAS APHA(22nd Edi)3111 B
5.5	Nickel as Ni	µg/g	43	58	62	52	63	AAS APHA(22nd Edi)3111 B
5.6	Copper as Cu	µg/g	36	49	54	35	42	AAS APHA(22nd Edi)3111 B
5.7	Zinc as Zn	µg/g	183	203	216	193	148	AAS APHA(22nd Edi)3111 B
5.8	Lead as Pb	µg/g	2.48	2.79	2.58	2.36	1.79	AAS APHA(22nd Edi)3111 B
5.9	Mercury as Hg	µg/g	Not Detected	Not Detected	Not Detected	Not Detected	Not Detected	AAS APHA- 3112 B
6	**Benthic Organisms**							
6.1	Macrobenthos	--	Polychaetes Crustaceans --	Polychaetes Bivalves Crustaceans	Polychaetes Molluscans --	Polychaetes Crustaceans Isopods	Polychaetes Gastropods Amphipods	APHA (22nd Edi) 10500-C
6.2	MeioBenthos	--	Nematodes	Foraminiferans	Nematodes	--	--	APHA (22nd Edi) 10500-C
6.3	Population	no/m2	468	497	409	382	350	APHA (22nd Edi) 10500-C

H. T. Shah

Lab Manager

POLLUCON LABORATORIES PVT. LTD. SURAT-7.

Dr. Arun Bajpai

Lab Manager (Q)

PLOT NO.5/6 "POLLUCON HOUSE", OPP. BALAJI INDUSTRIAL SOCIETY, OLD SHANTINATH SILK MILL LANE, NEAR GAYTRI FARSAN MART,
NAVJIVAN CIRCLE, UDHANA MAGDALLA ROAD, SURAT-395007. PHONE: [0261] 2635750, 2635751
EMAIL: pollucon@gmail.com , WEBSITE: www.pollucon.com

RESULTS OF MARINE WATER [M5 TOWARDS WESTERN SIDE OF EAST PORT – N 22°46'041" E 069°47'296"]

SR. NO.	TEST PARAMETERS	UNIT	MAY 2020		JUNE 2020		JULY 2020		AUGUST 2020		SEPTEMBER 2020		TEST METHOD
			SURFACE	BOTTOM	SURFACE	BOTTOM	SURFACE	BOTTOM	SURFACE	BOTTOM	SURFACE	BOTTOM	
1	pH	--	8.25	8.21	8.28	8.18	8.26	8.21	8.29	8.24	8.21	8.24	IS3025(P11)83Re.02
2	Temperature	oC	30.8	30.7	31.5	31.3	31.4	31.2	30.4	30.3	30.7	30.5	IS3025(P9)84Re.02
3	Total Suspended Solids	mg/L	193	181	218	234	245	270	216	238	241	263	IS3025(P17)84Re.02
4	BOD (3 Days @ 27 °C)	mg/L	3.1	Not Detected	3.5	Not Detected	4.0	Not Detected	3.1	Not Detected	3.5	Not Detected	IS 3025 (P44)1993Re.03Edition2.1
5	Dissolved Oxygen	mg/L	6.0	5.8	5.9	5.7	5.9	5.6	5.9	5.5	5.9	5.7	IS3025(P38)89Re.99
6	Salinity	ppt	34.8	35.3	35.9	35.5	36.1	36.4	36.4	36.6	36.7	36.9	APHA (22ndEdi) 2550 B
7	Oil & Grease	mg/L	Not Detected	Not Detected	Not Detected	Not Detected	Not Detected	Not Detected	Not Detected	Not Detected	Not Detected	Not Detected	APHA(22ndEdi)5520D
8	Nitrate as NO_3	µmol/L	5.1	4.92	4.76	4.13	4.58	4.31	3.61	3.38	2.61	2.34	IS3025(P34)88
9	Nitrite as NO_2	µmol/L	1.58	1.43	0.99	0.75	0.76	0.68	0.98	0.70	0.73	0.49	IS3025(P34)88 NEDA
10	Ammonical Nitrogen as NH_3	µmol/L	3.39	3.14	2.59	2.34	2.98	2.71	2.49	2.30	2.32	2.11	IS3025(P34)88Cla.2.3
11	Phosphates as PO_4	µmol/L	1.47	1.28	1.96	1.58	2.16	1.92	1.86	1.74	1.69	1.43	APHA(22ndEdi) 4500 C
12	Total Nitrogen	µmol/L	10.07	9.49	8.34	7.22	8.32	7.70	7.08	6.38	5.66	4.94	IS3025(P34)88
13	Petroleum Hydrocarbon	µg/L	Not Detected	Not Detected	6.8	Not Detected	10.1	Not Detected	9.6	Not Detected	11.8	Not Detected	PLPL-TPH
14	Total Dissolved Solids	mg/L	35710	36312	36918	36540	37120	37310	37362	37568	37642	37834	IS3025(P16)84Re.02
15	COD	mg/L	19.3	Not Detected	27.0	Not Detected	25.8	Not Detected	21.9	Not Detected	25.4	20.0	APHA(22ndEdi) 5520-D Open Reflux
B	**Phytoplankton**												
16.1	Chlorophyll	mg/m^3	3.25	3.04	3.52	3.09	3.20	3.04	2.93	2.72	3.15	2.93	APHA (22ndEdi) 10200-H
16.2	Phaeophytin	mg/m^3	2.1	1.8	1.6	1.6	2.14	1.67	2.6	2.21	1.63	1.47	APHA (22ndEdi) 10200-H
16.3	Cell Count	No. x 10^3/L	162	84	146	78	134	84	126	98	140	108	APHA (22nd Edi) 10200-H

H. T. Shah

Lab Manager

POLLUCON LABORATORIES PVT. LTD. SURAT-7.

Dr. Arun Bajpai

Lab Manager (Q)

16.4	Name of Group Number and name of group species of each group	--	*Biddulphia sp. peridinium sp Coscinodiscus sp. Rhizosolenia sp. --*	*Fragillaria sp. Melosira sp. Pleurosigma sp. -- --*	*Nitzschia sp. Rhizosolenia sp. Coscinodiscus sp. Biddulphia sp. Cyclotella sp.*	*Navicula sp. Nitzschia sp. Thallasionema sp. Fragillaria sp.*	*Nitzschia sp. Thallasiosira sp. Rhizosolenia sp. Coscinodiscus sp. --*	*Navicula sp. Synedra sp. Biddulphia sp. -- --*	*Coscinodiscus sp. Synedra sp. Thallasiosira sp. Melosira sp. Pleurosigma sp.*	*Navicula sp. Rhizosolenia sp. Cheatoceros sp.*	*Rhizosolenia sp. Synedra sp. Skeletonema sp. Biddulphia sp. Navicula sp.*	*Fragillaria sp. Coscinodiscus sp. Melosira sp. Nitzschia sp.*	APHA (22nd Edi) 10200-H
C	**Zooplanktons**												
17.1	Abundance (Population)	$noX10^3$ / 100 m^3	48		42		26		23		29		APHA (22nd Edi) 10200-G
17.2	Name of Group Number and name of group species of each group	--	Polychaetes Gastropods Decapods amphipods		Polychaetes Foraminiferans Cheatocerous sp. Mysids		Polychaetes Gastropods -- --		Polychaetes Molluscans Decapods Mysids		Gastropods Polychaetes Ostracods		APHA (22nd Edi) 10200-G
17.3	Total Biomass	ml/100 m^3	3.7		3.95		3.00		2.9		3.2		APHA (22nd Edi) 10200-G
D	**Microbiological Parameters**												
18.1	Total Bacterial Count	CFU/ml	2150		1950		2290		2250		2250		IS 5402:2002
18.2	Total Coliform	/ml	Absent		Absent		Absent		Absent		Absent		APHA(22ndEdi)9221-D
18.3	Ecoli	/ml	Absent		Absent		Absent		Absent		Absent		IS:1622:1981Edi.2.4(2003-05)
18.4	Enterococcus	/ml	Absent		Absent		Absent		Absent		Absent		IS : 15186 :2002
18.5	Salmonella	/ml	Absent		Absent		Absent		Absent		Absent		IS : 5887 (P-3)
18.6	Shigella	/ml	Absent		Absent		Absent		Absent		Absent		IS : 1887 (P-7)
18.7	Vibrio	/ml	Absent		Absent		Absent		Absent		Absent		IS : 5887 (P-5)

H. T. Shah

Lab Manager

POLLUCON LABORATORIES PVT. LTD. SURAT-7.

Dr. Arun Bajpai

Lab Manager (Q)

RESULTS OF SEDIMENT ANALYSIS [M5 TOWARDS WESTERN SIDE OF EAST PORT – N 22°46'041" E 069°47'296"]

SR. NO.	TEST PARAMETERS	UNIT	MAY 2020	JUNE 2020	JULY 2020	AUGUST 2020	SEPTEMBER 2020	TEST METHOD
			SEDIMENT	SEDIMENT	SEDIMENT	SEDIMENT	SEDIMENT	
1	Organic Matter	%	0.73	0.59	0.63	0.51	0.42	FCO:2007
2	Phosphorus as P	µg/g	310	294	339	304	374	APHA(22nd Edi) 4500 C
3	Texture	--	Sandy	Sandy	339	Sandy	Sandy	--
4	Petroleum Hydrocarbon	µg/g	Not Detected	Not Detected	Not Detected	Not Detected	Not Detected	PLPL-TPH
5	**Heavy Metals**							
5.1	Aluminum as Al	%	5.04	4.9	5.12	4.82	4.7	AAS APHA 3111 B
5.2	Total Chromium as Cr^{+3}	µg/g	208	183	218	203	238	AAS 3111B
5.3	Manganese as Mn	µg/g	1084	918	956	940	813	AAS APHA 3111 B
5.4	Iron as Fe	%	5.14	4.9	5.18	4.98	4.56	AAS APHA(22nd Edi)3111 B
5.5	Nickel as Ni	µg/g	38	54	61	52	69	AAS APHA(22nd Edi)3111 B
5.6	Copper as Cu	µg/g	45	58	43	37	42	AAS APHA(22nd Edi)3111 B
5.7	Zinc as Zn	µg/g	193	203	236	210	258	AAS APHA(22nd Edi)3111 B
5.8	Lead as Pb	µg/g	2.694	2.16	3.1	2.68	2.1	AAS APHA(22nd Edi)3111 B
5.9	Mercury as Hg	µg/g	Not Detected	Not Detected	Not Detected	Not Detected	Not Detected	AAS APHA- 3112 B
6	**Benthic Organisms**							
6.1	Macrobenthos	--	Polychaetes Molluscans Amphipods	Copepods astropods Polychaetes	Polychaetes Molluscans Bivalyes	Polychaetes Crustaeeans Bivalves	Polychaetes Bivalves Crustaceans	APHA (22nd Edi) 10500-C
6.2	MeioBenthos	--	Nematodes	--	--	Nematodes	--	APHA (22nd Edi) 10500-C
6.3	Population	no/m2	499	466	379	324	412	APHA (22nd Edi) 10500-C

H. T. Shah

Lab Manager

POLLUCON LABORATORIES PVT. LTD. SURAT-7.

Dr. Arun Bajpai

Lab Manager (Q)

RESULTS OF MARINE WATER [M7 EAST PORT N 22°47'120" E 069°47'110"]

SR. NO.	TEST PARAMETERS	UNIT	MAY 2020		JUNE 2020		JULY 2020		AUGUST 2020		SEPTEMBER 2020		TEST METHOD
			SURFACE	BOTTOM	SURFACE	BOTTOM	SURFACE	BOTTOM	SURFACE	BOTTOM	SURFACE	BOTTOM	
1	pH	--	8.17	8.13	8.24	8.17	8.27	8.22	8.28	8.21	8.2	8.16	IS3025(P11)83Re.02
2	Temperature	oC	30.8	30.6	31.5	31.2	31.5	31.1	30	30.1	30.7	30.5	IS3025(P9)84Re.02
3	Total Suspended Solids	mg/L	172	143	219	236	237	256	216	237	224	246	IS3025(P17)84Re.02
4	BOD (3 Days @ 27 °C)	mg/L	3.9	Not Detected	3.5	Not Detected	3.8	Not Detected	3.2	Not Detected	3.5	Not Detected	IS 3025 (P44)1993Re.03Edition2.1
5	Dissolved Oxygen	mg/L	6.0	5.8	5.9	5.7	5.9	5.6	5.9	5.7	5.9	5.6	IS3025(P38)89Re.99
6	Salinity	ppt	34.9	35.4	35.9	35.6	36.2	36.5	36.4	36.6	36.7	36.9	APHA (22ndEdi) 2550 B
7	Oil & Grease	mg/L	Not Detected	Not Detected	Not Detected	Not Detected	Not Detected	Not Detected	Not Detected	Not Detected	Not Detected	Not Detected	APHA(22ndEdi)5520D
8	Nitrate as NO_3	µmol/L	5.94	5.56	4.74	4.19	4.91	4.72	3.61	3.37	2.73	2.56	IS3025(P34)88
9	Nitrite as NO_2	µmol/L	1.38	1.17	0.92	0.75	0.78	0.61	0.58	0.41	0.61	0.43	IS3025(P34)88 NEDA
10	Ammonical Nitrogen as NH_3	µmol/L	3.49	3.12	2.76	2.37	2.81	2.56	2.60	2.35	2.39	2.17	IS3025(P34)88Cla.2.3
11	Phosphates as PO_4	µmol/L	1.3	1.18	2.19	1.93	2.32	2.15	1.61	1.83	1.41	1.26	APHA(22ndEdi) 4500 C
12	Total Nitrogen	µmol/L	10.81	9.85	8.42	7.31	8.50	7.89	6.79	6.13	5.73	5.16	IS3025(P34)88
13	Petroleum Hydrocarbon	µg/L	Not Detected	Not Detected	6.4	Not Detected	10	Not Detected	13.0	Not Detected	8.4	Not Detected	PLPL-TPH
14	Total Dissolved Solids	mg/L	35716	36410	36918	36630	36994	37418	37394	37594	37626	37836	IS3025(P16)84Re.02
15	COD	mg/L	Not Detected	Not Detected	27	Not Detected	26	Not Detected	23.6	Not Detected	25.3	21.4	APHA(22ndEdi) 5520-D Open Reflux
B	**Phytoplankton**												
16.1	Chlorophyll	mg/m^3	3.25	2.5	3.31	2.56	3.09	2.6	2.93	2.7	3.04	2.72	APHA (22ndEdi) 10200-H
16.2	Phaeophytin	mg/m^3	1.3	2.4	1.3	2.3	1.65	2.24	2.33	2.15	2.15	2.06	APHA (22ndEdi) 10200-H
16.3	Cell Count	No. x 10^3/L	148	20	140	76	134	86	150	102	168	116	APHA (22nd Edi) 10200-H

H. T. Shah

Lab Manager

POLLUCON LABORATORIES PVT. LTD. SURAT-7.

Dr. Arun Bajpai

Lab Manager (Q)

16.4	Name of Group Number and name of group species of each group	--	*Surirella sp. Melosira sp. Thallasionema sp. Biddulphia sp.* --	*Nitzschia sp. Pleurosigma sp. Cyclotella sp.* -- --	*Nitzschia sp. Thallasionema sp. Pleurosigma sp. Rhizosolenia sp. Biddulphia sp.*	*Nitzschia sp. Coscinodiscus sp. Thallasiosira sp. Cyclotella sp.*	*Pleurosigma sp. Navicula sp. Thallasiosira sp. Rhizosolenia sp.* --	*Navicula sp. Biddulphia sp. Synedra sp.* -- --	*Rhizosolenia sp. Biddulphia sp. Skeletonema sp. Thallasionema sp. Coscinodiscus sp.*	*Biddulphia sp. Fragillaria sp. Cyclotella sp.*	*Skeletonema sp. Biddulphia sp. Rhizosolenia sp. Thallasionema sp.*	*Melosira sp. Fragillaria sp. Navicula sp. Synedra sp.*	APHA (22nd Edi) 10200-H
C	**Zooplanktons**											
17.1	Abundance (Population)	noX10^3 / 100 m^3	38		37		28		23		26	APHA (22nd Edi) 10200-G
17.2	Name of Group Number and name of group species of each group	--	Decapods Gastropods Polychaetes --		Polychaetes Gastropods Foraminiferans Decapods		Polychaetes Decapods Bivalves --		Polychaetes Decapods Bivalves --		Polychaetes Gastropods Decapods Mysids	APHA (22nd Edi) 10200-G
17.3	Total Biomass	ml/100 m^3	3.25		3.45		3.5		2.95		3.1	APHA (22nd Edi) 10200-G
D	**Microbiological Parameters**											
18.1	Total Bacterial Count	CFU/ml	2080		2140		2160		2140		2360	IS 5402:2002
18.2	Total Coliform	/ml	Absent		Absent		Absent		Absent		Absent	APHA(22ndEdi)9221-D
18.3	Ecoli	/ml	Absent		Absent		Absent		Absent		Absent	IS:1622:1981Edi.2.4(2003-05)
18.4	Enterococcus	/ml	Absent		Absent		Absent		Absent		Absent	IS : 15186 :2002
18.5	Salmonella	/ml	Absent		Absent		Absent		Absent		Absent	IS : 5887 (P-3)
18.6	Shigella	/ml	Absent		Absent		Absent		Absent		Absent	IS : 1887 (P-7)
18.7	Vibrio	/ml	Absent		Absent		Absent		Absent		Absent	IS : 5887 (P-5)

H. T. Shah

Lab Manager

POLLUCON LABORATORIES PVT. LTD. SURAT-7.

Dr. Arun Bajpai

Lab Manager (Q)

RESULTS OF MARINE WATER [M8 RIGHT SIDE OF BOCHA CREEK N 22°45'987" E 069°43'119"]

SR. NO.	TEST PARAMETERS	UNIT	MAY 2020		JUNE 2020		JULY 2020		AUGUST 2020		SEPTEMBER 2020		TEST METHOD
			SURFACE	BOTTOM	SURFACE	BOTTOM	SURFACE	BOTTOM	SURFACE	BOTTOM	SURFACE	BOTTOM	
1	pH	--	8.20	8.11	8.27	8.20	8.25	8.19	8.27	8.21	8.23	8.19	IS3025(P11)83Re.02
2	Temperature	oC	30.6	30.4	31.7	31.4	31.6	31.3	30.5	30.4	30.6	30.4	IS3025(P9)84Re.02
3	Total Suspended Solids	mg/L	187	169	209	225	228	251	237	256	221	240	IS3025(P17)84Re.02
4	BOD (3 Days @ 27 °C)	mg/L	3.1	Not Detected	3.4	Not Detected	4.0	Not Detected	3.4	Not Detected	3.0	Not Detected	IS 3025 (P44)1993Re.03Edition2.1
5	Dissolved Oxygen	mg/L	6.0	5.8	5.9	5.7	5.9	5.6	5.9	5.7	5.9	5.6	IS3025(P38)89Re.99
6	Salinity	ppt	35.3	35.6	36	35.7	36	36.3	36.3	36.6	36.7	36.9	APHA (22ndEdi) 2550 B
7	Oil & Grease	mg/L	Not Detected	Not Detected	Not Detected	Not Detected	Not Detected	Not Detected	Not Detected	Not Detected	Not Detected	Not Detected	APHA(22ndEdi)5520D
8	Nitrate as NO_3	µmol/L	6.14	5.7	4.39	4.12	4.95	4.82	3.76	3.41	2.49	2.28	IS3025(P34)88
9	Nitrite as NO_2	µmol/L	1.2	0.93	0.89	0.73	0.79	0.53	0.58	0.34	0.35	0.19	IS3025(P34)88 NEDA
10	Ammonical Nitrogen as NH_3	µmol/L	3.37	3.16	2.70	2.14	2.84	2.63	2.41	2.16	2.28	1.94	IS3025(P34)88Cla.2.3
11	Phosphates as PO_4	µmol/L	1.48	1.17	2.18	1.89	2.4	2.16	2.27	1.98	1.9	1.73	APHA(22ndEdi) 4500 C
12	Total Nitrogen	µmol/L	10.71	9.79	7.98	6.99	8.58	7.98	6.75	5.91	5.12	4.41	IS3025(P34)88
13	Petroleum Hydrocarbon	µg/L	Not Detected	Not Detected	7.4	Not Detected	9.8	Not Detected	13.4	Not Detected	8.6	Not Detected	PLPL-TPH
14	Total Dissolved Solids	mg/L	36516	36914	36998	36720	36984	37310	37296	37968	37648	38370	IS3025(P16)84Re.02
15	COD	mg/L	21.0	Not Detected	23.0	Not Detected	27.4	Not Detected	23.8	Not Detected	25.4	20	APHA(22ndEdi) 5520-D Open Reflux
B	**Phytoplankton**												
16.1	Chlorophyll	mg/m^3	3.47	3.15	3.31	2.99	2.93	2.77	2.83	2.40	2.99	2.72	APHA (22ndEdi) 10200-H
16.2	Phaeophytin	mg/m^3	0.6	1.0	0.9	1.3	1.6	1.67	1.73	2.31	1.46	1.76	APHA (22ndEdi) 10200-H
16.3	Cell Count	No. x 10^3/L	148	82	136	74	130	78	148	92	174	110	APHA (22nd Edi) 10200-H

H. T. Shah
Lab Manager

POLLUCON LABORATORIES PVT. LTD. SURAT-7.

Dr. Arun Bajpai
Lab Manager (Q)

16.4	Name of Group Number and name of group species of each group	--	*Rhizosolenia sp. Synedra sp. Skeletonema sp. Biddulphia sp. Melosira sp.*	*Cheatoceros sp. Coscinodiscus sp. Navicula sp. -- --*	*Rhizosolenia sp. Coscinodiscus sp. Cheatoceros sp. Biddulphia sp. Navicula sp.*	*Nitzschia sp. Navicula sp. Thallasiosira sp. Synedra*	*Navicula sp. Thallasiosira sp. Rhizosolenia sp. Coscinodiscus sp. Cheatoceros sp.*	*Nitzschia sp. Rhizosolenia sp. Pleurosigma sp. -- --*	*Biddulphia sp. Pleurosigma sp. Thallasiosira sp. Synedra sp.*	*Nitzschia sp. Gyro sigma sp. Biddulphia sp.*	*Biddulphia sp. Skeletonema sp. Thallasionema sp. Rhizosolenia sp.*	*Synedra sp. Nitzschia sp. Coscinodiscus sp.*	APHA (22nd Edi) 10200-H
C	**Zooplanktons**												
17.1	Abundance (Population)	noX10^3 / 100 m^3	35		38		32		27		23		APHA (22nd Edi) 10200-G
17.2	Name of Group Number and name of group species of each group	--	Copepods Decapods Gastropods --		Hydroloans Foraminiferans Polychaetes Ostracods		Polychaetes Bivalves Isopods --		Polychaetes Gastropods Decapods --		Polychaetes Mysids Ostracods Chaetognaths		APHA (22nd Edi) 10200-G
17.3	Total Biomass	ml/100 m^3	3.1		3.4		3.5		3.0		3.15		APHA (22nd Edi) 10200-G
D	**Microbiological Parameters**												
18.1	Total Bacterial Count	CFU/ml	1950		2210		2170		2320		2340		IS 5402:2002
18.2	Total Coliform	/ml	Absent		Absent		Absent		Absent		Absent		APHA(22ndEdi)9221-D
18.3	Ecoli	/ml	Absent		Absent		Absent		Absent		Absent		IS:1622:1981Edi.2.4(2003-05)
18.4	Enterococcus	/ml	Absent		Absent		Absent		Absent		Absent		IS : 15186 :2002
18.5	Salmonella	/ml	Absent		Absent		Absent		Absent		Absent		IS : 5887 (P-3)
18.6	Shigella	/ml	Absent		Absent		Absent		Absent		Absent		IS : 1887 (P-7)
18.7	Vibrio	/ml	Absent		Absent		Absent		Absent		Absent		IS : 5887 (P-5)

H. T. Shah

Lab Manager

POLLUCON LABORATORIES PVT. LTD. SURAT-7.

Dr. Arun Bajpai

Lab Manager (Q)

RESULTS OF SEDIMENT ANALYSIS [M8 RIGHT SIDE OF BOCHA CREEK – N 22°45'987" E 069°43'119"]

SR. NO.	TEST PARAMETERS	UNIT	MAY 2020	JUNE 2020	JULY 2020	AUGUST 2020	SEPTEMBER 2020	TEST METHOD
			SEDIMENT	SEDIMENT	SEDIMENT	SEDIMENT	SEDIMENT	
1	Organic Matter	%	0.68	0.53	0.63	0.52	0.43	FCO:2007
2	Phosphorus as P	µg/g	304	270	294	316	298	APHA(22nd Edi) 4500 C
3	Texture	--	Sandy	Sandy	Sandy	Sandy	Sandy	--
4	Petroleum Hydrocarbon	µg/g	Not Detected	Not Detected	Not Detected	Not Detected	Not Detected	PLPL-TPH
5	**Heavy Metals**							
5.1	Aluminum as Al	%	4.98	4.86	5.18	4.7	4.56	AAS APHA 3111 B
5.2	Total Chromium as Cr^{+3}	µg/g	206	190	230	209	239	AAS 3111B
5.3	Manganese as Mn	µg/g	1130	978	956	918	870	AAS APHA 3111 B
5.4	Iron as Fe	%	5.12	4.94	5.3	4.86	4.63	AAS APHA(22nd Edi)3111 B
5.5	Nickel as Ni	µg/g	46	59	69	54	60	AAS APHA(22nd Edi)3111 B
5.6	Copper as Cu	µg/g	39	51	40	32	41	AAS APHA(22nd Edi)3111 B
5.7	Zinc as Zn	µg/g	213	170	208	190	176	AAS APHA(22nd Edi)3111 B
5.8	Lead as Pb	µg/g	2.68	2.19	2.39	1.7	2.13	AAS APHA(22nd Edi)3111 B
5.9	Mercury as Hg	µg/g	Not Detected	Not Detected	Not Detected	Not Detected	Not Detected	AAS APHA- 3112 B
6	**Benthic Organisms**							
6.1	Macrobenthos	--	Polychaetes Crustaceans Molluscans	Polychaetes Gastropods Bivalves	Polychaetes Bivalves *Isopods*	Polychaetes Crustaceans	Polychaetes Crustaceans Bivalves	APHA (22nd Edi) 10500-C
6.2	MeioBenthos	--	--	--	--	Foraminiferans	--	APHA (22nd Edi) 10500-C
6.3	Population	no/m2	382	441	353	294	381	APHA (22nd Edi) 10500-C

H. T. Shah

Lab Manager

POLLUCON LABORATORIES PVT. LTD. SURAT-7.

Dr. Arun Bajpai

Lab Manager (Q)

RESULTS OF MARINE WATER [M11 MPT T1 JETTY N 22°42'278" E 069°43'450"]

SR. NO.	TEST PARAMETERS	UNIT	MAY 2020		JUNE 2020		JULY 2020		AUGUST 2020		SEPTEMBER 2020		TEST METHOD
			SURFACE	BOTTOM	SURFACE	BOTTOM	SURFACE	BOTTOM	SURFACE	BOTTOM	SURFACE	BOTTOM	
1	pH	--	8.26	8.19	8.25	8.17	8.29	8.23	8.28	8.24	8.23	8.17	IS3025(P11)83Re.02
2	Temperature	oC	30.7	30.4	31.6	31.3	31.5	31.2	30.6	30.5	30.8	30.5	IS3025(P9)84Re.02
3	Total Suspended Solids	mg/L	183	169	210	249	218	230	228	246	241	268	IS3025(P17)84Re.02
4	BOD (3 Days @ 27 °C)	mg/L	3.0	Not Detected	3.5	Not Detected	3.9	Not Detected	3.3	Not Detected	3.0	Not Detected	IS 3025 (P44)1993Re.03Edition2.1
5	Dissolved Oxygen	mg/L	6.0	5.8	5.9	5.7	5.9	5.7	5.9	5.6	5.9	5.7	IS3025(P38)89Re.99
6	Salinity	ppt	35.5	35.9	36.1	35.7	36.2	36.5	36.4	36.7	36.7	37	APHA (22ndEdi) 2550 B
7	Oil & Grease	mg/L	Not Detected	Not Detected	Not Detected	Not Detected	Not Detected	Not Detected	Not Detected	Not Detected	Not Detected	Not Detected	APHA(22ndEdi)5520D
8	Nitrate as NO_3	µmol/L	5.68	5.3	4.42	4.16	4.91	4.72	3.69	3.47	2.68	2.39	IS3025(P34)88
9	Nitrite as NO_2	µmol/L	1.37	1.18	1.28	0.93	0.83	0.69	0.72	0.56	0.5	0.41	IS3025(P34)88 NEDA
10	Ammonical Nitrogen as NH_3	µmol/L	3.42	3.19	2.90	2.58	2.89	2.73	2.49	2.28	2.34	2.16	IS3025(P34)88Cla.2.3
11	Phosphates as PO_4	µmol/L	1.34	1.17	2.11	1.97	2.16	2	1.91	1.76	1.7	1.52	APHA(22ndEdi) 4500 C
12	Total Nitrogen	µmol/L	10.47	9.67	8.60	7.67	8.63	8.14	6.90	6.31	5.52	4.96	IS3025(P34)88
13	Petroleum Hydrocarbon	µg/L	Not Detected	Not Detected	6.8	Not Detected	5.6	Not Detected	8.6	Not Detected	9	Not Detected	PLPL-TPH
14	Total Dissolved Solids	mg/L	36570	37112	37018	36724	37108	37509	37368	37648	37678	37914	IS3025(P16)84Re.02
15	COD	mg/L	23	Not Detected	28	Not Detected	23	17.8	23	Not Detected	23.4	19.6	APHA(22ndEdi) 5520-D Open Reflux
B	**Phytoplankton**												
16.1	Chlorophyll	mg/m^3	3.9	2.83	3.52	2.77	3.04	2.83	2.72	2.50	2.99	2.83	APHA (22ndEdi) 10200-H
16.2	Phaeophytin	mg/m^3	0.8	2.1	1.0	2.1	1.89	1.90	1.87	2.27	1.35	2.74	APHA (22ndEdi) 10200-H
16.3	Cell Count	No. x 10^3/L	168	90	152	86	144	106	130	96	156	113	APHA (22nd Edi) 10200-H

H. T. Shah

Lab Manager

POLLUCON LABORATORIES PVT. LTD. SURAT-7.

Dr. Arun Bajpai

Lab Manager (Q)

16.4	Name of Group Number and name of group species of each group	--	*Cheatoceros sp. Nitzschia sp. Thallasiosira sp. Coscinodiscus sp. --*	*Navicula sp. Pleurosigma sp. Staurorneis sp. -- --*	*Rhizosolenia sp. Biddulphia sp. Cheatoceros sp. Thallasiosira sp. Pleurosigma sp.*	*Navicula sp. Pleurosigma sp. Biddulphia sp. Cyclotella sp.*	*Nitzschia sp. Cyclotella sp. Rhizosolenia sp. Cosmarium sp. --*	*Thallasionema sp. Synedra sp. Biddulphia sp. -- --*	*Nitzschia sp. Thallasiosira sp. Cyclotella sp. Biddulphia sp.*	*Navicula sp. Pleurosigma sp. Amphora sp.*	*Nitzschia sp. Thallasiosira sp. Skeletonema sp. Biddulphia sp. Cyclotella sp.*	*Navicula sp. Fragillaria sp. Melosira sp. Synedra sp.*	APHA (22nd Edi) 10200-H
C	**Zooplanktons**											
17.1	Abundance (Population)	noX10^3 / 100 m^3	45	38		31		29		24		APHA (22nd Edi) 10200-G
17.2	Name of Group Number and name of group species of each group	--	Chaetognathes Gastropods Ostracods --	Ostracods Gastropods Polychaetes		Polychaetes Bivalves Mysids --		Polychaetes Molluscans Copepods --		Polychaetes Decapods Mysids Ostracods		APHA (22nd Edi) 10200-G
17.3	Total Biomass	ml/100 m^3	3.9	3.60		3.40		3.1		2.8		APHA (22nd Edi) 10200-G
D	**Microbiological Parameters**											
18.1	Total Bacterial Count	CFU/ml	1980	2140		1920		2320		2330		IS 5402:2002
18.2	Total Coliform	/ml	Absent	Absent		Absent		Absent		Absent		APHA(22ndEdi)9221-D
18.3	Ecoli	/ml	Absent	Absent		Absent		Absent		Absent		IS:1622:1981Edi.2.4(2003-05)
18.4	Enterococcus	/ml	Absent	Absent		Absent		Absent		Absent		IS : 15186 :2002
18.5	Salmonella	/ml	Absent	Absent		Absent		Absent		Absent		IS : 5887 (P-3)
18.6	Shigella	/ml	Absent	Absent		Absent		Absent		Absent		IS : 1887 (P-7)
18.7	Vibrio	/ml	Absent	Absent		Absent		Absent		Absent		IS : 5887 (P-5)

H. T. Shah

Lab Manager

POLLUCON LABORATORIES PVT. LTD. SURAT-7.

Dr. Arun Bajpai

Lab Manager (Q)

RESULTS OF MARINE WATER [M12 SPM N 22°40'938" E 069°39'191"]

SR. NO.	TEST PARAMETERS	UNIT	MAY 2020		JUNE 2020		JULY 2020		AUGUST 2020		SEPTEMBER 2020		TEST METHOD
			SURFACE	BOTTOM	SURFACE	BOTTOM	SURFACE	BOTTOM	SURFACE	BOTTOM	SURFACE	BOTTOM	
1	pH	--	8.23	8.19	8.27	8.16	8.26	8.22	8.29	8.21	8.25	8.19	IS3025(P11)83Re.02
2	Temperature	oC	30.6	30.4	31.7	31.5	31.6	31.4	31	30.3	30.8	30.6	IS3025(P9)84Re.02
3	Total Suspended Solids	mg/L	193	180	218	239	238	251	217	239	224	240	IS3025(P17)84Re.02
4	BOD (3 Days @ 27 °C)	mg/L	3.2	Not Detected	3.8	Not Detected	4.0	Not Detected	3.5	Not Detected	3.1	Not Detected	IS 3025 (P44)1993Re.03Edition2.1
5	Dissolved Oxygen	mg/L	6.0	5.8	5.9	5.7	5.9	5.6	5.9	5.7	5.9	5.8	IS3025(P38)89Re.99
6	Salinity	ppt	35.4	35.7	36.1	35.6	36.2	36.6	36.4	36.7	36.8	37.1	APHA (22ndEdi) 2550 B
7	Oil & Grease	mg/L	Not Detected	Not Detected	Not Detected	Not Detected	Not Detected	Not Detected	Not Detected	Not Detected	Not Detected	Not Detected	APHA(22ndEdi)5520D
8	Nitrate as NO_3	µmol/L	5.34	5.1	4.58	4.29	4.73	4.51	3.79	3.56	2.56	2.39	IS3025(P34)88
9	Nitrite as NO_2	µmol/L	1.25	1.13	1.18	0.86	0.99	0.83	0.84	0.69	0.38	0.24	IS3025(P34)88 NEDA
10	Ammonical Nitrogen as NH_3	µmol/L	3.36	3.00	2.15	1.93	2.31	2.17	1.73	1.56	1.57	1.32	IS3025(P34)88Cla.2.3
11	Phosphates as PO_4	µmol/L	1.41	1.26	2.3	2.18	2.2	2.00	1.9	1.69	1.69	1.43	APHA(22ndEdi) 4500 C
12	Total Nitrogen	µmol/L	9.95	9.23	7.91	7.08	8.03	7.51	6.36	5.81	4.51	3.95	IS3025(P34)88
13	Petroleum Hydrocarbon	µg/L	Not Detected	Not Detected	6.9	Not Detected	9.92	Not Detected	12	Not Detected	9.1	Not Detected	PLPL-TPH
14	Total Dissolved Solids	mg/L	36410	36938	37110	36630	37112	37510	37346	37635	37736	37994	IS3025(P16)84Re.02
15	COD	mg/L	21	Not Detected	25	Not Detected	27	19.2	22	Not Detected	24.2	19.6	APHA(22ndEdi) 5520-D Open Reflux
B	**Phytoplankton**												
16.1	Chlorophyll	mg/m^3	3.15	2.93	3.25	2.50	2.99	2.70	2.61	2.50	2.83	2.72	APHA (22ndEdi) 10200-H
16.2	Phaeophytin	mg/m^3	1.5	2.0	1.4	2.3	1.83	1.86	2.50	2.31	1.95	1.86	APHA (22ndEdi) 10200-H

H. T. Shah
Lab Manager

POLLUCON LABORATORIES PVT. LTD. SURAT-7.

Dr. Arun Bajpai
Lab Manager (Q)

16.3	Cell Count	No. x 10^3/L	170	84	152	86	136	90	122	94	136	102	APHA (22nd Edi) 10200-H
16.4	Name of Group Number and name of group species of each group	--	*Rhizosolenia sp. Nitzschia sp. Biddulphia sp. Pleurosigma sp.* --	*Nitzschia sp. Coscinodiscus sp. Cheatoceros sp.* -- --	*Biddulphia sp. Nitzschia sp. Coscinodiscus sp. Rhizosolenia sp.*	*Navicula sp. Synedra Foraminiferans*	*Cyclotella sp. Thallasiosira sp. Coscinodiscus sp. Rhizosolenia sp.* --	*Biddulphia sp. Synedra sp. Pleurosigma sp.* ***Nitzschia sp.*** --	*Pleurosigma sp. Nitzschia sp. Thallasionema sp. Biddulphia sp.*	*Navicula sp. Fragillaria sp. Cyclotella sp. Nitzschia sp.*	*Nitzschia sp. Skeletonema sp. Thallasionema sp. Rhizosolenia sp. Synedra sp.*	*Navicula sp. Fragillaria sp. Thallasiosira sp.*	APHA (22nd Edi) 10200-H
C	**Zooplanktons**												
17.1	Abundance (Population)	noX10^3 / 100 m^3	35		33		30		27		32		APHA (22nd Edi) 10200-G
17.2	Name of Group Number and name of group species of each group	--	Siphonophores Chaetognathes Copepods Gastropods		Gastropods Polychaetes Ostracods		Polychaetes Gastropods Bivalves --		Polychaetes Gastropods Bivalves --		Polychaetes Bivalves Ostracodes Decapods		APHA (22nd Edi) 10200-G
17.3	Total Biomass	ml/100 m^3	4.0		3.7		3.50		3.40		2.8		APHA (22nd Edi) 10200-G
D	**Microbiological Parameters**												
18.1	Total Bacterial Count	CFU/ml	2120		2180		1980		2250		2310		IS 5402:2002
18.2	Total Coliform	/ml	Absent		Absent		Absent		Absent		Absent		APHA(22ndEdi)9221-D
18.3	Ecoli	/ml	Absent		Absent		Absent		Absent		Absent		IS:1622:1981Edi.2.4(2003-05)
18.4	Enterococcus	/ml	Absent		Absent		Absent		Absent		Absent		IS : 15186 :2002
18.5	Salmonella	/ml	Absent		Absent		Absent		Absent		Absent		IS : 5887 (P-3)
18.6	Shigella	/ml	Absent		Absent		Absent		Absent		Absent		IS : 1887 (P-7)
18.7	Vibrio	/ml	Absent		Absent		Absent		Absent		Absent		IS : 5887 (P-5)

H. T. Shah

Lab Manager

POLLUCON LABORATORIES PVT. LTD. SURAT-7.

Dr. Arun Bajpai

Lab Manager (Q)

RESULT OF AMBIENT AIR QUALITY MONITORING

ADANI PORT – TUG BERTH 600 KL PUMP HOUSE								
Sr. No.	Date of Sampling	Particulate Matter (PM10) µg/m³	Particulate Matter (PM 2.5) µg/m³	Sulphur Dioxide (SO2) µg/m³	Oxides of Nitrogen (NO2) µg/m³	Carbon Monoxide as CO mg/m³	Hydrocarbon as CH_4 mg/m³	Benzene as C_6H_6 µg/m³
1	12/05/2020	69.37	37.59	10.20	31.59	0.78	ND*	ND*
2	14/05/2020	85.94	47.20	6.18	33.55	0.88	ND*	ND*
3	18/05/2020	80.52	41.21	19.23	21.25	0.65	ND*	ND*
4	20/05/2020	65.62	31.64	17.60	32.43	0.55	ND*	ND*
5	25/05/2020	83.68	45.37	14.53	22.23	0.82	ND*	ND*
6	27/05/2020	71.60	42.62	21.28	38.54	0.66	ND*	ND*
7	02/06/2020	84.36	46.62	19.66	38.34	0.98	ND*	ND*
8	05/06/2020	90.28	49.33	20.46	42.67	0.63	ND*	ND*
9	09/06/2020	62.48	28.31	11.62	28.37	0.70	ND*	ND*
10	12/06/2020	83.59	47.24	15.37	33.21	0.96	ND*	ND*
11	16/06/2020	77.65	36.34	17.56	23.47	1.03	ND*	ND*
12	19/06/2020	80.64	44.21	12.28	26.36	0.49	ND*	ND*
13	23/06/2020	70.48	30.34	18.27	36.22	0.78	ND*	ND*
14	26/06/2020	86.13	48.62	16.22	31.59	1.09	ND*	ND*
15	30/06/2020	91.28	40.63	13.43	34.29	0.81	ND*	ND*
16	03/07/2020	62.52	25.47	10.50	24.37	0.77	ND*	ND*
17	10/07/2020	57.22	23.60	16.32	21.38	0.53	ND*	ND*
18	14/07/2020	80.24	44.37	13.42	32.45	0.64	ND*	ND*
19	17/07/2020	69.47	30.22	11.33	25.64	0.38	ND*	ND*
20	21/07/2020	89.36	49.24	17.59	34.25	0.80	ND*	ND*
21	24/07/2020	75.36	41.58	19.66	38.36	0.96	ND*	ND*
22	28/07/2020	82.74	45.37	14.36	28.30	0.78	ND*	ND*
23	31/07/2020	78.36	34.26	22.66	40.26	0.65	ND*	ND*
24	04/08/2020	60.83	31.26	6.47	16.59	0.60	ND*	ND*
25	07/08/2020	56.37	23.68	10.27	20.33	0.72	ND*	ND*
26	11/08/2020	62.84	28.35	7.58	23.48	0.34	ND*	ND*
27	18/08/2020	71.26	38.38	11.50	28.39	0.71	ND*	ND*
28	21/08/2020	67.62	35.46	14.58	18.53	0.49	ND*	ND*
29	25/08/2020	77.44	40.21	19.24	38.46	0.22	ND*	ND*
30	28/08/2020	63.66	26.35	13.29	22.60	0.54	ND*	ND*

Continue …

H. T. Shah
Lab Manager

POLLUCON LABORATORIES PVT. LTD. SURAT-7.

Dr. ArunBajpai
Lab Manager (Q)

RESULT OF AMBIENT AIR QUALITY MONITORING

ADANI PORT – TUG BERTH 600 KL PUMP HOUSE								
Sr.No.	Date of Sampling	Particulate Matter (PM10) µg/m³	Particulate Matter (PM 2.5) µg/m³	Sulphur Dioxide (SO2) µg/m³	Oxides of Nitrogen (NO2) µg/m³	Carbon Monoxide as CO mg/m³	Hydrocarbon as CH_4 mg/m³	Benzene as C_6H_6 µg/m³
31	01/09/2020	79.62	35.57	20.44	36.51	0.29	ND*	ND*
32	04/09/2020	72.61	29.24	12.38	21.54	0.52	ND*	ND*
33	08/09/2020	82.65	44.57	17.48	31.22	0.40	ND*	ND*
34	11/09/2020	73.51	41.57	14.36	26.59	0.31	ND*	ND*
35	15/09/2020	80.37	49.31	11.22	23.40	0.68	ND*	ND*
36	18/09/2020	68.64	22.32	13.23	32.40	0.39	ND*	ND*
37	22/09/2020	88.37	47.56	16.83	30.39	0.46	ND*	ND*
38	25/09/2020	65.61	25.36	9.57	20.36	0.50	ND*	ND*
39	29/09/2020	74.54	32.45	32.54	34.58	0.32	ND*	ND*
LIMIT#		100	60	80	80	4	Not Specified	5
	TEST METHOD	IS:5182(Part 23):Gravimetric CPCB - Method (Vol.I,May-2011)	Gravimetric-CPCB - Method (Vol.I,May-2011)	IS:5182(Part II):Improved West and Gaeke	IS:5182(Part VI):Modified Jacob &Hochheiser (NaOH-NaAsO2)	NDIR Digital Gas Analyzer	SOP: HC: GC/GCMS/Gas analyzer	IS 5182 (Part XI):2006/CPCB Method

*Not Detected
#: Industrial, Residential, Rural and other Area Notification Dated 16th Nov.2009 as per national Ambient Air Quality Standards, CPCB New Delhi.

H. T. Shah
Lab Manager

POLLUCON LABORATORIES PVT. LTD. SURAT-7.

Dr. Arun Bajpai
Lab Manager (Q)

RESULT OF AMBIENT AIR QUALITY MONITORING

NEAR FIRE STATION								
Sr. No.	Date of Sampling	Particulate Matter (PM10) µg/m³	Particulate Matter (PM 2.5) µg/m³	Sulphur Dioxide (SO2) µg/m³	Oxides of Nitrogen (NO2) µg/m³	Carbon Monoxide as CO mg/m³	Hydrocarbon as CH_4 mg/m³	Benzene as C_6H_6 µg/m³
1	12/05/2020	82.14	42.69	14.60	23.43	0.45	ND*	ND*
2	14/05/2020	67.69	33.60	8.55	15.67	0.49	ND*	ND*
3	18/05/2020	75.68	36.27	11.51	27.25	0.57	ND*	ND*
4	20/05/2020	54.30	26.39	19.42	29.67	0.90	ND*	ND*
5	25/05/2020	64.26	34.56	23.44	31.28	0.76	ND*	ND*
6	27/05/2020	58.32	37.56	16.27	34.20	0.50	ND*	ND*
7	02/06/2020	69.64	37.52	16.35	35.65	0.86	ND*	ND*
8	05/06/2020	79.63	42.60	18.37	31.53	0.71	ND*	ND*
9	09/06/2020	56.38	25.68	8.63	21.25	0.60	ND*	ND*
10	12/06/2020	68.65	35.60	10.17	17.21	0.38	ND*	ND*
11	16/06/2020	59.34	27.68	12.64	20.35	0.85	ND*	ND*
12	19/06/2020	64.27	32.64	7.51	15.64	0.26	ND*	ND*
13	23/06/2020	86.73	36.52	9.68	23.65	0.66	ND*	ND*
14	26/06/2020	75.44	41.23	14.48	25.22	0.77	ND*	ND*
15	30/06/2020	67.67	28.43	11.53	28.62	0.89	ND*	ND*
16	03/07/2020	81.38	42.65	8.32	19.63	0.60	ND*	ND*
17	10/07/2020	52.64	20.34	13.32	18.40	0.41	ND*	ND*
18	14/07/2020	72.53	33.52	9.66	21.51	0.52	ND*	ND*
19	17/07/2020	63.53	25.35	6.44	14.48	0.21	ND*	ND*
20	21/07/2020	54.58	35.64	15.48	31.52	0.69	ND*	ND*
21	24/07/2020	61.51	31.56	17.21	29.56	0.79	ND*	ND*
22	28/07/2020	71.56	29.43	12.34	23.55	0.30	ND*	ND*
23	31/07/2020	64.31	26.39	16.14	34.53	0.71	ND*	ND*
24	04/08/2020	75.38	36.36	12.57	21.57	0.27	ND*	ND*
25	07/08/2020	67.31	27.51	14.37	18.31	0.56	ND*	ND*
26	11/08/2020	56.24	23.60	16.31	19.27	0.19	ND*	ND*
27	18/08/2020	61.23	32.47	10.29	24.22	0.46	ND*	ND*
28	21/08/2020	73.77	42.65	19.64	28.29	0.39	ND*	ND*
29	25/08/2020	52.85	31.56	17.54	25.63	0.53	ND*	ND*
30	28/08/2020	43.54	17.26	11.30	16.62	0.50	ND*	ND*

Continue …

H. T. Shah
Lab Manager

POLLUCON LABORATORIES PVT. LTD. SURAT-7.

Dr. Arun Bajpai
Lab Manager (Q)

RESULT OF AMBIENT AIR QUALITY MONITORING

NEAR FIRE STATION								
Sr.No.	Date of Sampling	Particulate Matter (PM10) µg/m³	Particulate Matter (PM 2.5) µg/m³	Sulphur Dioxide (SO2) µg/m³	Oxides of Nitrogen (NO2) µg/m³	Carbon Monoxide as CO mg/m³	Hydrocarbon as CH_4 mg/m³	Benzene as C_6H_6 µg/m³
31	01/09/2020	72.38	31.51	17.60	24.22	0.38	ND*	ND*
32	04/09/2020	68.47	22.48	10.58	28.34	0.33	ND*	ND*
33	08/09/2020	75.36	39.21	14.68	23.69	0.49	ND*	ND*
34	11/09/2020	50.22	30.64	12.65	30.63	0.17	ND*	ND*
35	15/09/2020	78.65	45.37	16.51	20.68	0.53	ND*	ND*
36	18/09/2020	61.57	26.52	19.39	26.26	0.14	ND*	ND*
37	22/09/2020	56.32	24.56	13.53	25.33	0.37	ND*	ND*
38	25/09/2020	60.22	21.56	11.36	19.69	0.45	ND*	ND*
39	29/09/2020	51.55	19.56	20.61	27.57	0.22	ND*	ND*
LIMIT#		100	60	80	80	4	Not Specified	5
	TEST METHOD	IS:5182(Part 23):Gravimetric CPCB - Method (Vol.I,May-2011)	Gravimetric-CPCB - Method (Vol.I,May-2011)	IS:5182(Part II):Improved West and Gaeke	IS:5182(Part VI):Modified Jacob &Hochheiser (NaOH-NaAsO2)	NDIR Digital Gas Analyzer	SOP: HC: GC/GCMS/Gas analyzer	IS 5182 (Part XI):2006/CPCB Method

*Not Detected
#: Industrial, Residential, Rural and other Area Notification Dated 16th Nov.2009 as per national Ambient Air Quality Standards, CPCB New Delhi.

H. T. Shah
Lab Manager

POLLUCON LABORATORIES PVT. LTD. SURAT-7.

Dr. Arun Bajpai
Lab Manager (Q)

RESULT OF AMBIENT AIR QUALITY MONITORING

ADANI HOUSE								
Sr. No.	Date of Sampling	Particulate Matter (PM10) µg/m³	Particulate Matter (PM 2.5) µg/m³	Sulphur Dioxide (SO2) µg/m³	Oxides of Nitrogen (NO2) µg/m³	Carbon Monoxide as CO mg/m³	Hydrocarbon as CH_4 mg/m³	Benzene as C_6H_6 µg/m³
1	12/05/2020	63.62	34.58	18.58	33.70	0.70	ND*	ND*
2	14/05/2020	58.61	37.57	11.53	19.36	0.64	ND*	ND*
3	18/05/2020	67.27	29.45	6.27	14.37	0.84	ND*	ND*
4	20/05/2020	49.39	23.24	15.27	23.51	0.74	ND*	ND*
5	25/05/2020	69.03	30.45	17.68	27.60	0.47	ND*	ND*
6	27/05/2020	76.56	28.32	19.69	30.23	0.71	ND*	ND*
7	02/06/2020	64.35	31.57	12.44	22.67	0.80	ND*	ND*
8	05/06/2020	70.25	35.65	14.34	35.42	0.44	ND*	ND*
9	09/06/2020	50.22	22.45	16.19	32.45	0.50	ND*	ND*
10	12/06/2020	77.34	42.32	8.62	20.25	0.30	ND*	ND*
11	16/06/2020	63.25	23.45	10.64	26.43	0.79	ND*	ND*
12	19/06/2020	74.27	40.32	15.19	29.54	0.42	ND*	ND*
13	23/06/2020	68.66	29.36	11.29	21.54	0.87	ND*	ND*
14	26/06/2020	57.29	32.40	9.50	18.65	0.48	ND*	ND*
15	30/06/2020	62.59	24.24	6.36	31.24	0.62	ND*	ND*
16	03/07/2020	58.68	21.57	15.34	30.54	0.36	ND*	ND*
17	10/07/2020	45.36	16.70	10.34	24.26	0.34	ND*	ND*
18	14/07/2020	79.52	40.23	16.17	19.61	0.22	ND*	ND*
19	17/07/2020	56.31	22.62	14.29	27.64	0.26	ND*	ND*
20	21/07/2020	62.81	38.65	11.61	20.31	0.61	ND*	ND*
21	24/07/2020	70.31	35.28	13.81	33.53	0.73	ND*	ND*
22	28/07/2020	69.31	25.61	7.60	16.64	0.23	ND*	ND*
23	31/07/2020	72.34	29.61	12.67	29.64	0.49	ND*	ND*
24	04/08/2020	55.37	28.24	14.22	29.26	0.64	ND*	ND*
25	07/08/2020	62.54	25.36	12.49	24.60	0.33	ND*	ND*
26	11/08/2020	51.57	21.53	18.52	27.54	0.24	ND*	ND*
27	18/08/2020	66.38	35.44	7.57	20.39	0.55	ND*	ND*
28	21/08/2020	50.22	27.66	9.17	15.63	0.31	ND*	ND*
29	25/08/2020	68.47	33.40	13.44	18.24	0.45	ND*	ND*
30	28/08/2020	53.36	23.41	6.54	13.47	0.23	ND*	ND*

Continue ...

H. T. Shah
Lab Manager

POLLUCON LABORATORIES PVT. LTD. SURAT-7.

Dr. Arun Bajpai
Lab Manager (Q)

RESULT OF AMBIENT AIR QUALITY MONITORING

ADANI HOUSE								
Sr. No.	Date of Sampling	Particulate Matter (PM10) µg/m³	Particulate Matter (PM 2.5) µg/m³	Sulphur Dioxide (SO2) µg/m³	Oxides of Nitrogen (NO2) µg/m³	Carbon Monoxide as CO mg/m³	Hydrocarbon as CH_4 mg/m³	Benzene as C_6H_6 µg/m³
31	01/09/2020	66.55	29.32	8.54	20.45	0.57	ND*	ND*
32	04/09/2020	52.41	20.66	16.31	34.24	0.47	ND*	ND*
33	08/09/2020	64.55	34.53	12.42	19.59	0.54	ND*	ND*
34	11/09/2020	58.35	37.53	10.20	21.51	0.42	ND*	ND*
35	15/09/2020	61.25	33.49	14.22	28.55	0.26	ND*	ND*
36	18/09/2020	72.43	30.53	9.84	22.34	0.18	ND*	ND*
37	22/09/2020	67.54	38.36	11.67	18.36	0.58	ND*	ND*
38	25/09/2020	55.34	19.66	6.90	23.57	0.25	ND*	ND*
39	29/09/2020	63.41	27.36	27.40	29.40	0.15	ND*	ND*
LIMIT#		100	60	80	80	4	Not Specified	5
	TEST METHOD	IS:5182(Part 23):Gravimetric CPCB - Method (Vol.I,May-2011)	Gravimetric-CPCB - Method (Vol.I,May-2011)	IS:5182(Part II):Improved West and Gaeke	IS:5182(Part VI):Modified Jacob &Hochheiser (NaOH-NaAsO2)	NDIR Digital Gas Analyzer	SOP: HC: GC/GCMS/Gas analyzer	IS 5182 (Part XI):2006/CPCB Method

*Not Detected
#: Industrial, Residential, Rural and other Area Notification Dated 16th Nov.2009 as per national Ambient Air Quality Standards, CPCB New Delhi.

H. T. Shah
Lab Manager

POLLUCON LABORATORIES PVT. LTD. SURAT-7.

Dr. Arun Bajpai
Lab Manager (Q)

RESULT OF AMBIENT AIR QUALITY MONITORING

CT-3 RMU-2								
Sr.No.	Date of Sampling	Particulate Matter (PM10) µg/m^3	Particulate Matter (PM 2.5) µg/m^3	Sulphur Dioxide (SO2) µg/m^3	Oxides of Nitrogen (NO2) µg/m^3	Carbon Monoxide as CO mg/m^3	Hydrocarbon as CH_4 mg/m^3	Benzene as C_6H_6 µg/m^3
1	12/05/2020	89.61	45.19	22.60	37.58	0.58	ND*	ND*
2	14/05/2020	73.55	39.57	15.17	27.38	0.29	ND*	ND*
3	18/05/2020	85.68	48.36	17.50	24.49	0.54	ND*	ND*
4	20/05/2020	69.47	37.15	13.60	21.56	0.87	ND*	ND*
5	25/05/2020	77.55	42.52	18.26	29.53	0.42	ND*	ND*
6	27/05/2020	84.67	46.23	10.22	23.63	0.33	ND*	ND*
7	02/06/2020	76.83	41.28	14.51	30.44	0.92	ND*	ND*
8	05/06/2020	85.68	45.36	11.10	25.68	0.82	ND*	ND*
9	09/06/2020	70.37	35.49	19.32	36.49	0.74	ND*	ND*
10	12/06/2020	90.39	51.23	12.66	27.66	0.90	ND*	ND*
11	16/06/2020	82.69	40.23	15.66	31.43	0.64	ND*	ND*
12	19/06/2020	92.46	53.60	9.26	22.37	0.45	ND*	ND*
13	23/06/2020	75.31	34.53	13.62	32.35	0.53	ND*	ND*
14	26/06/2020	81.33	43.48	18.39	35.71	0.40	ND*	ND*
15	30/06/2020	72.63	31.61	16.47	18.89	0.56	ND*	ND*
16	03/07/2020	68.37	28.32	17.44	33.40	0.50	ND*	ND*
17	10/07/2020	64.55	31.28	15.11	29.51	0.66	ND*	ND*
18	14/07/2020	86.28	48.40	18.56	36.53	0.46	ND*	ND*
19	17/07/2020	50.28	20.45	8.94	20.69	0.32	ND*	ND*
20	21/07/2020	79.47	42.52	13.65	28.36	0.76	ND*	ND*
21	24/07/2020	83.43	46.31	10.20	23.49	0.82	ND*	ND*
22	28/07/2020	78.57	37.53	16.44	32.41	0.72	ND*	ND*
23	31/07/2020	87.31	43.57	19.26	37.53	0.45	ND*	ND*
24	04/08/2020	80.35	40.48	16.35	32.44	0.48	ND*	ND*
25	07/08/2020	70.36	29.82	18.20	28.44	0.44	ND*	ND*
26	11/08/2020	67.23	30.20	20.24	35.30	0.30	ND*	ND*
27	18/08/2020	76.25	42.40	17.56	31.55	0.66	ND*	ND*
28	21/08/2020	81.24	45.36	12.89	25.35	0.55	ND*	ND*
29	25/08/2020	73.67	38.32	9.31	29.29	0.36	ND*	ND*
30	28/08/2020	58.34	28.45	15.54	26.48	0.40	ND*	ND*

POLLUCON LABORATORIES PVT. LTD. SURAT-7.

H. T. Shah
Lab Manager

Dr. Arun Bajpai
Lab Manager (Q)

RESULT OF AMBIENT AIR QUALITY MONITORING

CT-3 RMU-2								
Sr.No.	Date of Sampling	Particulate Matter (PM10) µg/m³	Particulate Matter (PM 2.5) µg/m³	Sulphur Dioxide (SO2) µg/m³	Oxides of Nitrogen (NO2) µg/m³	Carbon Monoxide as CO mg/m³	Hydrocarbon as CH_4 mg/m³	Benzene as C_6H_6 µg/m³
31	01/09/2020	84.58	41.23	15.64	27.22	0.62	ND*	ND*
32	04/09/2020	79.41	33.56	19.52	38.51	0.71	ND*	ND*
33	08/09/2020	87.34	47.23	22.41	41.28	0.60	ND*	ND*
34	11/09/2020	65.62	38.35	16.56	35.47	0.55	ND*	ND*
35	15/09/2020	85.33	52.36	18.35	32.88	0.74	ND*	ND*
36	18/09/2020	78.35	36.56	10.38	37.53	0.57	ND*	ND*
37	22/09/2020	83.53	44.23	14.35	28.50	0.64	ND*	ND*
38	25/09/2020	76.67	32.43	17.20	31.56	0.36	ND*	ND*
39	29/09/2020	68.33	30.72	30.86	39.54	0.78	ND*	ND*
LIMIT#		100	60	80	80	4	Not Specified	5
	TEST METHOD	IS:5182(Part 23):Gravimetric CPCB - Method (Vol.I,May-2011)	Gravimetric-CPCB - Method (Vol.I,May-2011)	IS:5182(Part II):Improved West and Gaeke	IS:5182(Part VI):Modified Jacob &Hochheiser (NaOH-NaAsO2)	NDIR Digital Gas Analyzer	SOP: HC: GC/GCMS/Gas analyzer	IS 5182 (Part XI):2006/CPCB Method

*Not Detected
#: Industrial, Residential, Rural and other Area Notification Dated 16th Nov.2009 as per national Ambient Air Quality Standards, CPCB New Delhi.

H. T. Shah
Lab Manager

POLLUCON LABORATORIES PVT. LTD. SURAT-7.

Dr. Arun Bajpai
Lab Manager (Q)

RESULTS OF NOISE LEVEL MONITORING

Result of Noise level monitoring [Day Time]

SR. NO.	Name of Location	ADANI PORT – TUG BERTH 600 KL PUMP HOUSE				
		Result [Leq dB(A)]				
	Sampling Date & Time	27/05/2020	19/06/2020	17/07/2020	28/08/2020	15/09/2020
1	6:00-7:00	67.3	65.2	61.4	67.4	60.1
2	7:00-8:00	65.2	62.8	63.7	62.5	63.8
3	8:00-9:00	61.4	69.9	69.8	65.9	67.4
4	9:00-10:00	68.8	63.7	73.5	66.4	62.1
5	10:00-11:00	65.5	65.5	70.1	62.8	69.8
6	11:00-12:00	69.3	60.8	65.5	61.5	65.1
7	12:00-13:00	73.2	62.9	68.1	65.9	64.2
8	13:00-14:00	70.2	63.1	64.8	69.9	68.7
9	14:00-15:00	67.4	62.8	63.7	72.1	65.1
10	15:00-16:00	64.7	68.2	65.1	74.1	60.8
11	16:00-17:00	69.4	66.4	62.4	70.6	65.9
12	17:00-18:00	66.4	70.1	60.8	71.8	62.8
13	18:00-19:00	62.2	69.1	68.8	69.8	69.1
14	19:00-20:00	68.1	66.1	64.5	64.2	62.5
15	20:00-21:00	63.8	68.4	62.1	63.7	63.7
16	21:00-22:00	67.6	63.8	65.5	62.8	68.4
Day Time Limit*		75 Leq dB(A)				

Result of Noise level monitoring [Night Time]

SR. NO.	Name of Location	ADANI PORT – TUG BERTH 600 KL PUMP HOUSE				
		Result [Leq dB(A)]				
1	Sampling Date & Time	27/05/2020	19/06/2020	17/07/2020	28/08/2020	15/09/2020
2	22:00-23:00	65.5	63.8	63.4	60.4	67.1
3	23:00-00:00	62.1	60.1	62.7	64.8	62.5
4	00:00-01:00	63.4	61.8	62.4	63.1	65.9
5	01:00-02:00	68.1	67.5	65.8	62.8	62.8
6	02:00-03:00	62.7	65.8	67.1	65.2	62.5
7	03:00-04:00	60.1	62.8	66.2	60.8	63.8
8	04:00-05:00	60.9	61.7	63.4	67.1	68.1
9	05:00-06:00	63.1	63.4	61.8	66.2	64.8
Night Time Limit*		70 Leq dB(A)				

POLLUCON LABORATORIES PVT. LTD. SURAT-7.

H. T. Shah
Lab Manager

Dr. Arun Bajpai
Lab Manager (Q)

RESULTS OF NOISE LEVEL MONITORING

Result of Noise level monitoring [Day Time]

SR. NO.	Name of Location	NEAR FIRE STATION				
		Result [Leq dB(A)]				
	Sampling Date & Time	20/05/2020	09/06/2020	10/07/2020	25/08/2020	18/09/2020
1	6:00-7:00	65.3	60.4	68.1	63.8	62.5
2	7:00-8:00	69.3	65.8	61.4	60.8	66.1
3	8:00-9:00	67.3	63.4	62.8	70.5	61.3
4	9:00-10:00	65.3	69.1	65.8	72.1	68.7
5	10:00-11:00	70.2	62.4	62.8	71.8	67.1
6	11:00-12:00	67.2	72.4	69.9	68.8	62.4
7	12:00-13:00	71.2	68.2	72.1	64.4	69.5
8	13:00-14:00	68.8	63.4	65.1	62.5	65.8
9	14:00-15:00	64.3	68.1	64.8	67.1	69.4
10	15:00-16:00	66.2	65.5	65.8	63.8	64.1
11	16:00-17:00	62.2	63.1	63.4	68.7	68.7
12	17:00-18:00	61.4	60.8	68.7	65.5	72.4
13	18:00-19:00	68.4	67.6	63.4	62.9	70.1
14	19:00-20:00	64.2	66.2	70.4	68.1	68.4
15	20:00-21:00	62.3	64.4	68.1	61.8	65.3
16	21:00-22:00	65.8	68.2	62.4	68.4	61.7
Day Time Limit*		75 Leq dB(A)				

Result of Noise level monitoring [Night Time]

SR. NO.	Name of Location	NEAR FIRE STATION				
		Result [Leq dB(A)]				
1	Sampling Date & Time	20/05/2020	09/06/2020	10/07/2020	25/08/2020	18/09/2020
2	22:00-23:00	61.4	61.7	67.4	64.9	65.5
3	23:00-00:00	62.8	65.4	65.3	69.2	64.1
4	00:00-01:00	65.1	63.8	68.2	62.5	62.3
5	01:00-02:00	63.4	69.8	62.4	61.5	68.7
6	02:00-03:00	59.4	69.3	63.4	63.8	64.1
7	03:00-04:00	60.4	67.4	61.5	60.4	62.4
8	04:00-05:00	60.8	62.4	64.7	61.8	66.7
9	05:00-06:00	62.4	65.5	61.5	62.9	63.1
Night Time Limit*		70 Leq dB(A)				

H. T. Shah
Lab Manager

POLLUCON LABORATORIES PVT. LTD. SURAT-7.

Dr. Arun Bajpai
Lab Manager (Q)

RESULTS OF NOISE LEVEL MONITORING

Result of Noise level monitoring [Day Time]

SR. NO.	Name of Location	ADANI HOUSE				
		Result [Leq dB(A)]				
	Sampling Date & Time	18/05/2020	23/06/2020	07/07/2020	11/08/2020	08/09/2020
1	6:00-7:00	65.3	65.2	67.1	65.1	65.5
2	7:00-8:00	62.1	63.8	62.8	68.4	62.4
3	8:00-9:00	68.4	66.1	61.8	69.4	68.7
4	9:00-10:00	70.3	61.8	65.8	72.9	70.1
5	10:00-11:00	68.7	62.8	68.1	70.6	73.4
6	11:00-12:00	64.2	69.1	62.4	65.8	70.4
7	12:00-13:00	62.7	62.8	68.4	62.4	74.1
8	13:00-14:00	69.3	67.1	69.4	61.8	69.8
9	14:00-15:00	63.1	64.3	65.1	64.8	68.1
10	15:00-16:00	61.6	61.8	68.1	68.4	65.4
11	16:00-17:00	68.3	64.5	71.7	63.4	62.1
12	17:00-18:00	63.2	68.9	69.1	65.8	61.8
13	18:00-19:00	62.4	63.1	65.1	62.8	65.7
14	19:00-20:00	66.8	67.2	62.4	63.4	62.2
15	20:00-21:00	68.2	69.9	68.4	61.8	68.7
16	21:00-22:00	65.5	62.8	64.1	68.7	64.2
Day Time Limit*		75 Leq dB(A)				

Result of Noise level monitoring [Night Time]

SR. NO.	Name of Location	ADANI HOUSE				
		Result [Leq dB(A)]				
1	Sampling Date & Time	18/05/2020	23/06/2020	07/07/2020	11/08/2020	08/09/2020
2	22:00-23:00	65.1	67.2	64.1	68.4	68.5
3	23:00-00:00	62.7	63.8	60.1	63.4	66.2
4	00:00-01:00	66.4	64.1	62.4	61.5	63.7
5	01:00-02:00	66.9	60.4	58.8	63.1	64.1
6	02:00-03:00	60.1	63.8	63.1	62.4	62.1
7	03:00-04:00	62.4	65.2	65.1	65.5	63.8
8	04:00-05:00	62.8	61.8	62.1	62.4	62.1
9	05:00-06:00	63.7	64.2	60.4	63.1	61.8
Night Time Limit*		70 Leq dB(A)				

H. T. Shah
Lab Manager

POLLUCON LABORATORIES PVT. LTD. SURAT-7.

Dr. Arun Bajpai
Lab Manager (Q)

RESULTS OF NOISE LEVEL MONITORING

Result of Noise level monitoring [Day Time]

SR. NO.	Name of Location	CT-3 RMU-2				
		Result [Leq dB(A)]				
	Sampling Date & Time	15/05/2020	06/05/2020	14/07/2020	18/08/2020	29/09/2020
1	6:00-7:00	60.2	63.7	60.8	68.4	65.1
2	7:00-8:00	58.3	60.8	63.4	65.1	62.8
3	8:00-9:00	65.4	62.8	58.4	63.7	67.5
4	9:00-10:00	67.4	67.0	65.8	65.1	70.5
5	10:00-11:00	62.2	65.5	69.4	62.7	65.5
6	11:00-12:00	68.7	68.1	61.4	65.3	68.2
7	12:00-13:00	64.4	69.5	68.5	61.8	63.1
8	13:00-14:00	68.9	70.4	62.7	65.4	67.1
9	14:00-15:00	60.3	65.1	59.4	68.7	61.5
10	15:00-16:00	62.3	66.4	62.3	62.4	64.2
11	16:00-17:00	66.2	62.8	68.1	60.7	62.5
12	17:00-18:00	63.7	65.1	62.4	63.8	69.8
13	18:00-19:00	67.5	61.9	64.4	68.4	71.1
14	19:00-20:00	69.2	62.8	62.8	71.6	69.8
15	20:00-21:00	65.1	64.7	67.7	65.8	65.4
16	21:00-22:00	69.1	69.1	68.7	62.4	64.2
Day Time Limit*		75 Leq dB(A)				

Result of Noise level monitoring [Night Time]

SR. NO.	Name of Location	CT-3 RMU-2				
		Result [Leq dB(A)]				
1	Sampling Date & Time	15/05/2020	06/05/2020	14/07/2020	18/08/2020	29/09/2020
2	22:00-23:00	68.4	64.8	68.4	63.4	66.7
3	23:00-00:00	65.5	65.4	65.1	68.1	65.5
4	00:00-01:00	62.4	63.1	63.4	66.1	62.4
5	01:00-02:00	63.1	60.4	61.4	60.4	60.4
6	02:00-03:00	60.4	58.7	60.4	63.8	62.7
7	03:00-04:00	61.8	60.3	65.1	67.2	63.3
8	04:00-05:00	63.7	64.1	62.7	69.1	67.4
9	05:00-06:00	62.8	63.8	65.2	62.8	62.1
Night Time Limit*		70 Leq dB(A)				

H. T. Shah
Lab Manager

POLLUCON LABORATORIES PVT. LTD. SURAT-7.

Dr. Arun Bajpai
Lab Manager (Q)

RESULT OF STACK MONITORING

SR. NO.	TEST PARAMETERS	UNIT	STD. LIMIT	THERMIC FLUID HEATER (BITUMEN-01)	THERMIC FLUID HEATER (BITUMEN-02)	HOT WATER SYSTEM-1	HOT WATER SYSTEM-2	TEST METHOD
				MAY 2020				
1	Particulate Matter	mg/Nm^3	**150**	17.61	--	--	22.33	IS:11255 (Part-I):1985
2	Sulfur dioxide	ppm	**100**	4.52	--	--	6.52	IS:11255 (Part-II):1985
3	Oxides of Nitrogen	ppm	**50**	28.62	--	--	33.42	IS:11255 (Part-VII):2005
				JUNE 2020				
1	Particulate Matter	mg/Nm^3	**150**	--	20.60	26.72	--	IS:11255 (Part-I):1985
2	Sulfur dioxide	ppm	**100**	--	3.73	5.62	--	IS:11255 (Part-II):1985
3	Oxides of Nitrogen	ppm	**50**	--	28.35	38.36	--	IS:11255 (Part-VII):2005
				JULY 2020				
1	Particulate Matter	mg/Nm^3	**150**	19.84	--	29.42	21.41	IS:11255 (Part-I):1985
2	Sulfur dioxide	ppm	**100**	5.66	--	6.73	7.75	IS:11255 (Part-II):1985
3	Oxides of Nitrogen	ppm	**50**	30.70	--	33.48	37.55	IS:11255 (Part-VII):2005
				AUGUST 2020				
1	Particulate Matter	mg/Nm^3	**150**	22.60	--	--	24.62	IS:11255 (Part-I):1985
2	Sulfur dioxide	ppm	**100**	4.50	--	--	6.54	IS:11255 (Part-II):1985
3	Oxides of Nitrogen	ppm	**50**	26.73	--	--	35.94	IS:11255 (Part-VII):2005
				SEPTEMBER 2020				
1	Particulate Matter	mg/Nm^3	**150**	17.31	--	34.49	--	IS:11255 (Part-I):1985
2	Sulfur dioxide	ppm	**100**	5.66	--	7.78	--	IS:11255 (Part-II):1985
3	Oxides of Nitrogen	ppm	**50**	29.27	--	37.49	--	IS:11255 (Part-VII):2005

*Below detection limit
Results on 11 % O_2 Correction when Oxygen is greater than 11 %. And 12% CO_2correction when $CO_2$is less thsn 12%

H. T. Shah
Lab Manager

POLLUCON LABORATORIES PVT. LTD. SURAT-7.

Dr. Arun Bajpai
Lab Manager (Q)

RESULTS OF D.G. STACK MONITORING

30/08/2020							
SR. NO.	TEST PARAMETERS	Unit	Adani Port			GPCB Limit	Test Method
			D.G. Set-1 (500 KVA)	D.G. Set-2 (500 KVA)	D.G. Set-3 (500 KVA)		
1	Particulate Matter	mg/Nm^3	18.56	20.56	15.66	150	IS:11255 (Part-I):1985
2	Sulphur Dioxide	ppm	6.44	4.47	8.30	100	IS:11255 (Part-II):1985
3	Oxide of Nitrogen	ppm	36.52	33.49	37.58	50	IS:11255 (Part-VII):2005
4	Carbon Monoxide	mg/m3	--	8.8	4.6	Not Specified	Digital Gas Analyzer
5	Hydro Carbon NMHC	ppm	--	Not Detected	Not Detected	Not Specified	Gas Chromatography

*DG sets are used as standby, so stack monitoring is done on quarterly basis. Results on 15 % O2 Correction when Oxygen is greater than 15 %

30/08/2020 25/07/2020							
SR. NO.	TEST PARAMETERS	Unit	Adani Port			GPCB Limit	Test Method
			D.G. Set-4 (500 KVA)	D.G. Set-5 (500 KVA)	D.G. Set -6, 7 & 8 (1250 KVA, each)		
1	Particulate Matter	mg/Nm^3	16.26	15.55	18.72	150	IS:11255 (Part-I):1985
2	Sulphur Dioxide	ppm	5.73	4.48	8.69	100	IS:11255 (Part-II):1985
3	Oxide of Nitrogen	ppm	30.61	33.44	38.43	50	IS:11255 (Part-VII):2005
4	Carbon Monoxide	mg/m3	7.3	9.8	--	Not Specified	Digital Gas Analyzer
5	Hydro Carbon NMHC	ppm	Not Detected	Not Detected	--	Not Specified	Gas Chromatography

*DG sets are used as standby, so stack monitoring is done on quarterly basis. Results on 15 % O2 Correction when Oxygen is greater than 15 %

H. T. Shah
Lab Manager

POLLUCON LABORATORIES PVT. LTD. SURAT-7.

Dr. Arun Bajpai
Lab Manager (Q)

05/09/2020							
SR. NO.	TEST PARAMETERS	Unit	CT-4			GPCB Limit	Test Method
			D.G. Set-1 (1500 KVA)	D.G. Set-2 (1500 KVA)	D.G. Set-3 (1500 KVA)		
1	Particulate Matter	mg/Nm^3	24.52	27.54	20.49	150	IS:11255 (Part-I):1985
2	Sulphur Dioxide	ppm	5.48	6.21	4.27	100	IS:11255 (Part-II):1985
3	Oxide of Nitrogen	ppm	35.66	33.56	30.28	50	IS:11255 (Part-VII):2005
4	Carbon Monoxide	mg/m^3	11.89	10.02	13.16	Not Specified	Digital Gas Analyzer
5	Hydro Carbon NMHC	ppm	Not Detected	Not Detected	Not Detected	Not Specified	Gas Chromatography

*DG sets are used as standby, so stack monitoring is done on quarterly basis. Results on 15 % O2 Correction when Oxygen is greater than 15 %

04/09/2020							
SR. NO.	TEST PARAMETERS	Unit	South Basin			GPCB Limit	Test Method
			D.G. Set-1 (1500 KVA)	D.G. Set-2 (1500 KVA)	D.G. Set-3 (1500 KVA)		
1	Particulate Matter	mg/Nm^3	34.26	32.39	27.55	150	IS:11255 (Part-I):1985
2	Sulphur Dioxide	ppm	5.47	6.23	4.61	100	IS:11255 (Part-II):1985
3	Oxide of Nitrogen	ppm	32.37	38.51	29.48	50	IS:11255 (Part-VII):2005
4	Carbon Monoxide	mg/m3	17.51	14.02	14.62	Not Specified	Digital Gas Analyzer
5	Hydro Carbon NMHC	ppm	Not Detected	Not Detected	Not Detected	Not Specified	Gas Chromatography

*DG sets are used as standby, so stack monitoring is done on quarterly basis. Results on 15 % O2 Correction when Oxygen is greater than 15 %

H. T. Shah
Lab Manager

POLLUCON LABORATORIES PVT. LTD. SURAT-7.

Dr. Arun Bajpai
Lab Manager (Q)

RESULT OF CETP OUTLET

SR. NO.	TEST PARAMETERS	UNIT	CETP OUTLET					GPCB Permissible Limit CETP OUTLET	TEST METHOD
			May-20	June-20	July-20	Aug-20	Sep-20		
1	pH	--	7.88	7.68	7.73	7.81	7.7	6 to 9	IS3025(P11)83Re.02
2	Temperature	°C	31.6	31.7	31.8	30.7	29.2	Shall Not exceed more than 5 °C above ambient water temperature	IS3025(P9)84Re.02
3	Colour	Co-pt	30	40	30	50	40	100	IS3025(P4)83Re.02
4	Total Suspended Solids	mg/L	41	59	48	56	48	100	IS3025(P17)84Re.02
5	Oil & Grease	mg/L	Not Detected	Not Detected	Not Detected	Not Detected	Not Detected	10	APHA(22ndEdi)5520D
6	Phenolic Compound	mg/L	Not Detected	Not Detected	Not Detected	Not Detected	Not Detected	1	IS3025(P43)92Re.03
7	Fluorides	mg/L	0.62	1.58	1.28	1.10	0.92	2	APHA(22nd Edi) 4500 F D SPANDS
8	Iron	mg/L	0.032	0.18	0.2	0.52	0.68	3	AAS APHA(22ndEdi)3111 B
9	Zinc as Zn	mg/L	Not Detected	Not Detected	0.069	0.044	0.072	15	AAS APHA(22ndEdi)3111 B
10	Trivalent Chromium	mg/L	0.025	0.044	Not Detected	Not Detected	Not Detected	2	AAS APHA(22ndEdi)3111 B
11	Sulphide as S	mg/L	0.60	0.8	Not Detected	Not Detected	Not Detected	2	APHA(22ndEdi) 4500-S
12	Ammonical Nitrogen as NH_3	mg/L	28	43	45	23	31	50	IS3025(P34)88Cla.2.3
13	BOD (3 Days @ 27°C)	mg/L	32	68	53	45	52	100	IS 3025 (P44)1993Re.03Edition2.1
14	COD	mg/L	165	249	228	210	198	250	APHA(22ndEdi) 5520-D Open Reflux
15	Chloride as Cl	mg/L	719	749	774	719	712	1000	IS3025(P32)88Re.99
16	Sulphate as SO_4	mg/L	131	58.98	62	46	48	1000	APHA(22ndEdi)4500 SO_4 E
17	Total Dissolved Solids	mg/L	2011	2044	2078	1829	1730	2100	IS3025(P16)84Re.02
18	Total Residual Chlorine	mg/L	Not Detected	Not Detected	Not Detected	0.6	0.8	1	APHA(22ndEdi)4500 Cl
19	Copper as Cu	mg/L	Not Detected	Not Detected	Not Detected	Not Detected	Not Detected	3	AAS APHA(22ndEdi)3111 B

POLLUCON LABORATORIES PVT. LTD. SURAT-7.

H. T. Shah
Lab Manager

Dr. ArunBajpai
Lab Manager (Q)

Minimum Detection Limit [MDL]

Ambient Air Parameters		
Sr. No.	**Test Parameter**	**MDL**
1	Particulate Matter (PM10) (µg/m^3)	10
2	Particulate Matter (PM 2.5) (µg/m^3)	10
3	Sulphur Dioxide (SO_2) (µg/m^3)	5
4	Oxides of Nitrogen (µg/m^3)	5
5	Hydrogen Sulphide as H_2S (µg/m^3)	6

Stack Parameters		
Sr.No.	**Test Parameter**	**MDL**
1	Particulate Matter (mg/Nm^3)	10
2	Sulphur Dioxide (ppm)	1.52
3	Oxides of Nitrogen (ppm)	2.65
4	Carbon Monoxide (mg/Nm^3)	0.1
5	Haydro Carbon NMHC (ppm)	1.0

Sea Water Parameters			
SR. NO.	**TEST PARAMETERS**	**UNIT**	**MDL**
1	pH	--	2
2	Temperature	°C	2
3	Total Suspended Solids	mg/L	2
4	BOD (3 Days @ 27 °C)	mg/L	1
5	Dissolved Oxygen	mg/L	0.1
6	Salinity	ppt	1
7	Oil & Grease	mg/L	2
8	Nitrate as NO_3	µmol/L	0.5
9	Nitrite as NO_2	µmol/L	0.01
10	Ammonical Nitrogen as NH_3	µmol/L	0.2
11	Phosphates as PO_4	µmol/L	0.5
12	Petroleum Hydrocarbon	µg/L	1
13	Total Dissolved Solids	mg/L	10
14	COD	mg/L	3
15	Primary productivity	mgC/L/day	0.1
16	Chlorophyll	mg/m^3	0.1
17	Phaeophytin	mg/m^3	0.1
18	Cell Count	No. x 10^3/L	1

Sea Sediment Parameters			
SR. NO.	**TEST PARAMETERS**	**UNIT**	**MDL**
1	Organic Matter	%	0.1
2	Phosphorus as P	µg/g	1
3	Petroleum Hydrocarbon	µg/g	1
4	Aluminum as Al	%	0.1
5	Manganese as Mn	µg/g	1
6	Mercury as Hg	µg/g	0.1

H. T. Shah
Lab Manager

POLLUCON LABORATORIES PVT. LTD. SURAT-7.

Dr. Arun Bajpai
Lab Manager (Q)

STP Water parameter(mg/L)		
Sr. No.	**Test parameter**	**MDL**
1	pH	2
2	Total Suspended Solids (mg/L)	2
3	BOD (3 days @ 270 C) (mg/L)	1
4	Residual Chlorine (mg/L)	0.2
5	Fecal Coliform (MPN INDEX/100 mL)	1.8

ETP Water Parameters			
SR. NO.	**TEST PARAMETERS**	**UNIT**	**MDL**
1	Colour	Co-pt	2
2	pH	--	2
3	Temperature	^{o}C	2
4	Total Suspended Solids	mg/L	2
5	Total Dissolved Solids	mg/L	10
6	COD	mg/L	3
7	BOD (3 Days @ 27 ^{o}C)	mg/L	1
8	Chloride as Cl	mg/L	1
9	Oil & Grease	mg/L	2
10	Sulphate as SO_4	mg/L	1
11	Ammonical Nitrogen as NH_3	mg/L	0.2
12	Phenolic Compound	mg/L	0.005
13	Copper as Cu	mg/L	0.01
14	Lead as Pb	mg/L	0.01
15	Sulphide as S	mg/L	0.1
16	Cadmium as Cd	mg/L	0.002
17	Fluoride as F	mg/L	0.05

H. T. Shah
Lab Manager

POLLUCON LABORATORIES PVT. LTD. SURAT-7.

Dr. Arun Bajpai
Lab Manager (Q)

Annexure – 3

Chiragsing Rajput

From: Chiragsing Rajput
Sent: Wednesday, May 13, 2020 4:34 PM
To: 'ro-gpcb-kute@gujarat.gov.in'; rowz.bpl-mef@nic.in; mefcc.ia3@gmail.com; monitoring-ec@nic.in; ms-gpcb@gujarat.gov.in
Cc: Shalin Shah; Azharuddin Kazi; Vivek Gundraniya; Kripa Shah; Mahendra Kumar Ghritlahre (Mahendra.Ghritlahare@adani.com); Ashvin Kumar Patni; Dhanesh Tank
Subject: Intimation Letter_Restart of Environment Monitoring Activities_APSEZ, Mundra
Attachments: Letter_Restart Environmental Monitoring_12.05.2020.pdf

Dear Sir,

In reference to trailing mail, please find attached intimation letter regarding of restarting of environmental monitoring activities within Adani Ports and SEZ Limited, Mundra (Kutch) from 12th May, 2020 after getting requisite permission from Port authority / district administration.

Kindly consider above submission and oblige.

Thanks & Regards
Chiragsing Rajput

From: Chiragsing Rajput
Sent: Monday, April 6, 2020 6:14 PM
To: 'ro-gpcb-kute@gujarat.gov.in' <ro-gpcb-kute@gujarat.gov.in>; rowz.bpl-mef@nic.in; mefcc.ia3@gmail.com; monitoring-ec@nic.in; 'ms-gpcb@gujarat.gov.in' <ms-gpcb@gujarat.gov.in>
Cc: Shalin Shah <Shalinm.Shah@adani.com>; Azharuddin Kazi <Azharuddin.Kazi@adani.com>; Vivek Gundraniya <vivek.gundraniya@adani.com>; Kripa Shah <Kripa.Shah@adani.com>; Mahendra Kumar Ghritlahre (Mahendra.Ghritlahare@adani.com) <Mahendra.Ghritlahare@adani.com>; Ashvin Kumar Patni <AshvinKumar.Patni@adani.com>; Dhanesh Tank <Dhanesh.Tank@adani.com>
Subject: Intimation Letter_Stoppage of Environment Monitoring due to COVID-19_APSEZ, Mundra

Dear Sir,

Please find attached intimation letter w.r.t. stoppage of environmental monitoring within Adani Ports & SEZ Limited, Mundra, Kutch (Gujarat) since 23rd March, 2020 considering COVID-19 Pandemic lockdown.

So kindly consider this submission and oblige.

Thanks & Regards,
Chiragsing Rajput
Environment Cell | Adani Ports & Special Economic Zone Ltd.
Mob +91 9687678443 | Ext: 52132 | chiragsing.rajput@adani.com | www.adani.com
Adani House, 1st Floor, P.O. Box 1, Mundra 370421, Gujarat, India.

APSEZL/EnvCell/2020-21/006 Date: 12.05.2020

To,

Regional Officer,
Regional Office – East Kutch
Gujarat Pollution Control Board,
Gandhidham – 370201.

Subject: Intimation for Restart of environmental monitoring within APSEZ, Mundra (Kutch, Gujarat).

Ref.: Our letter & E-mail dated 06.04.2020 (**Annexure – A**)

Dear Sir,

With reference to above stated subject, we would like intimate you that, we have stopped the environmental monitoring activities within APSEZ, Mundra since 23rd March, 2020 due to COVID – 19 Pandemic lockdown and same has been intimated to your good office vide our letter as well as E-mail dated 06.04.2020.

Now we have restarted environmental monitoring activities within APSEZ, Mundra from 12th May, 2020 after obtaining requisite permissions from Port authority and district administration.

This is for your kind information and reference.

Thanks & Regards
For, Adani Ports and Special Economic Zone Limited

Shalin Shah
(Head – Environment)

CC To:

1. Member Secretary, GPCB – Head Office, Paryavaran Bhavan, Sector 10 A, Gandhi Nagar – 382 010.
2. APCCF, Regional Office (WZ), MoEF&CC, Regional Office (WZ), E-5, Kendriya Paryavaran Bhawan, Arera Colony, Link Road No. – 3, Bhopal – 462 016.
3. The Director (IA Division), Ministry of Environment, Forests & Climate Change, Indira Paryavaran Bhawan, Jor Bagh Road, New Delhi-110003.

Adani Ports and Special Economic Zone Ltd
Adani House,
PO Box No. 1
Mundra, Kutch 370 421
Gujarat, India
CIN: L63090GJ1998PLC034182

Tel +91 2838 25 5000
Fax +91 2838 25 51110
info@adani.com
www.adani.com

Registered Office: Adani House, Shantigram, S G Highway, Ahmedabad 382 421, Gujarat, India

Chiragsing Rajput

From: Chiragsing Rajput
Sent: Monday, April 6, 2020 6:14 PM
To: 'ro-gpcb-kute@gujarat.gov.in'; rowz.bpl-mef@nic.in; mefcc.ia3@gmail.com; monitoring-ec@nic.in; 'ms-gpcb@gujarat.gov.in'
Cc: Shalin Shah; Azharuddin Kazi; Vivek Gundraniya; Kripa Shah; Mahendra Kumar Ghritlahre (Mahendra.Ghritlahare@adani.com); Ashvin Kumar Patni; Dhanesh Tank
Subject: Intimation Letter_Stoppage of Environment Monitoring due to COVID-19_APSEZ, Mundra
Attachments: Letter_Stoppage of Envionmental Monitoring due to COVID-19.pdf

Dear Sir,

Please find attached intimation letter w.r.t. stoppage of environmental monitoring within Adani Ports & SEZ Limited, Mundra, Kutch (Gujarat) since 23rd March, 2020 considering COVID-19 Pandemic lockdown.

So kindly consider this submission and oblige.

Thanks & Regards,
Chiragsing Rajput
Environment Cell | Adani Ports & Special Economic Zone Ltd.
Mob +91 9687678443 | Ext: 52132 | chiragsing.rajput@adani.com | www.adani.com
Adani House, 1st Floor, P.O. Box 1, Mundra 370421, Gujarat, India.

APSEZL/EnvCell/2020-21/001 Date: 06.04.2020

To,

Regional Officer,
Regional Office – East Kutch
Gujarat Pollution Control Board,
Gandhidham – 370201.

Subject: Intimation for stoppage of environmental monitoring within APSEZ, Mundra (Kutch, Gujarat) during COVID – 19 Pandemic lockdown.

Ref.: Regulatory Permission obtained by APSEZ, Mundra (Kutch, Gujarat) as per attached **Annexure – 1**.

Dear Sir,

With reference to above stated subject, we would like intimate you that, in compliance to various regulatory permissions granted by MoEF&CC / SEIAA as well as SPCB for various project, M/s. Adani Ports and SEZ Limited, Mundra (Kutch, Gujarat) has been regularly carrying out post environment clearance, monitoring (environmental attributes viz. Air, Water, Noise, Soil, Marine etc.) through NABL accredited / MoEF recognized laboratory and same is being reported/submitted to regulatory body periodically.

However, considering the current scenario of COVID – 19 Pandemic lockdown, we were forced to stop the Environmental Monitoring from 23rd March, 2020 and same shall be restarted after completion of this lockdown period and/or when the condition is normalized (as directed by district administration/State/Central Govt.). The date of restart of Environment Monitoring, shall be communicated to your good office.

Kindly consider our above submission and oblige.

Thanks & Regards
For, Adani Ports and Special Economic Zone Limited

Shalin Shah
(Head – Environment)

CC To:

1. Member Secretary, GPCB – Head Office, Paryavaran Bhavan, Sector 10 A, Gandhi Nagar – 382 010
2. APCCF, Regional Office (WZ), MoEF&CC, Regional Office (WZ), E-5, Kendriya Paryavaran Bhawan, Arera Colony, Link Road No. – 3, Bhopal – 462 016
3. The Director (IA Division), Ministry of Environment, Forests & Climate Change, Indira Paryavaran Bhawan, Jor Bagh Road, New Delhi-110003

Adani Ports and Special Economic Zone Ltd
Adani House,
PO Box No. 1
Mundra, Kutch 370 421
Gujarat, India

Tel +91 2838 25 5000
Fax +91 2838 25 51110
info@adani.com
www.adani.com

Registered Office: Adani House, Nr Mithakhali Circle, Navrangpura, Ahmedabad 380 009, Gujarat, India

ANNEXURE – 1

REGULATORY PERMISSIONS

Sr. No.	Permission for	Ref. No. & Dated
Environmental / CRZ clearance from MoEF&CC / SEIAA		
1.	Handling facility of General Cargo / LPG /Chemicals and their storage terminal	F. No. J-16011/13/95-IA.III, 25th August, 1995
2.	Port expansion project including dry/break bulk cargo container terminal, railway link and related ancillary and back-up facilities	F. No. J-16011/40/99-IA.III, 20th September, 2000
3.	Single Point Mooring (SPM), Crude Oil Terminal (COT) and connecting pipes	F. No. J-16011/30/2003-IA-III, 21st July, 2004
4.	Development of Multipurpose berth (Terminal- 2)	F. No. 11-84/2006- IA.III, 5th February, 2007
5.	Water Front Development Project	F. No. 10-47/2008- IA.III, 12th & 19th January, 2009, 7th October, 2015
6.	Township and area development project	Letter No. SEIAA/GUJ/EC/8(b)/44 /2010, 20th February, 2010
7.	Establishment of Common Effluent Treatment Plant (CETP) of 17 MLD	Letter no. SEIAA/GUJ/EC/7(h)/43/2010, 20th February, 2010
8.	Multi Product SEZ, Desalination, Sea Water Intake, Outfall Facility and Pipeline	F. No. 10-138/2008-IA.III, 15th July, 2014
Consent to Operate from SPCB		
1.	Mundra Port Terminal **(PCB ID: 17739)** for handling, storage and distribution of Dry, Liquid and Containerized Cargo	Order No. AWH-83561, Dated 09.02.2017
2.	WFDP – West Port **(PCB ID: 35427)** for Dry cargo handling	Order No. AWH-79241, Dated 28.07.2016
3.	SPM and Pipeline for Crude Oil Terminal **(PCB ID: 37436)**	Order No. WH-86980, Dated 30.08.2017
4.	Multi Product SEZ **(PCB ID: 31463)**	Order No. AWH-88998, Dated 23.11.2017
5.	MUPL – CETP **(PCB ID: 10605)** for 2.5 MLD Capacity	Order No. AWH-79311, Dated 29.07.2016
6.	AMSIPL **(PCB ID: 10602)** for township and area development	Order No. AWH-89533, Dated 05.12.2017
7.	APSEZ, Residential colony **(PCB ID: 17738)** for STPs (350 + 250 KLD) & RO Plant (10 KLPH)	Order No. AWH-81075, Dated 12.09.2016
8.	MLPTPL **(PCB ID: 53331)** for handling, storage and distribution of LPG	Order No. AWH-103906, Dated 09.11.2019

Annexure – 4

ADANI Ports And Special Economic Zone Ltd

Mundra -Kutchh

P.S.P. MONITORING REPORT OF ICCP SYSTEM

MAINT. BASE : Mundra

PIPELINE SECTION : AMC OF CATHODIC PROTECTION FOR SPM-IOCL PIPELINE **Date : 27/04/2020**

Criteria for PSP as per OISD 226 / 12.3.5 A or NACE SP0169-2013/ 6.2 underprotected level (-0.85 volt); Overprotected level (-1.2 volt) wrt Cu-CuSO4 reference Electrode

SR. No.	TLP No.	TYPE	Location (detail description)	Chainage (km)	PSP (-ve volt)	Casing PSP(-V)	AC V	Un Protected PSP(-V)	Remarks
1	1	E	Nr. Insulating Joint	0.000	1.210		0.01	0.78	
2	2	D	After Railway Crossing	0.425	1.310	0.6	0.024		
3	3	A	field	1.400	1.320		0.012		
4	4	A	field	2.400	1.310		0.015		
5	5	A	field	3.000	1.230		0.045		
6	6	D	Road crossing	3.440	1.240	0.54	0.025		
7	7	A	field	4.300	1.250		0.017		
8	8	A	field	5.2	0.000		0		TLP MISSING
9	9	A	IOCL Boundry wall	5.900	1.240		0.015		
10	10	E	Inside IOCL	6.200	1.220		0.02	0.51	

B)

Feeding TRUnit/ CPPSM Locations >>	**TP2**		
Feed Voltage (DC volt) :	**3.99**		
Feed Current (DC amp) :	**4.6**		
AC voltage (50Hz) at input of TRU/CPPSM:	**230V**		

Graphical Representation (Annexure) : **Included**

Any other observation/ discrepency : ***Pipeline is well protected***

Reviewed by (APSEZL)
Signature :
Name :
Designation :

Monitored by N R ENTERPRISE
Signature :
Name :
Designation :

N.R. ENTERPRISE AHMEDABAD

ADANI Ports And Special Economic Zone Ltd

Mundra -Kutchh

P.S.P. MONITORING REPORT OF ICCP SYSTEM

MAINT. BASE : Mundra

PIPELINE SECTION : AMC OF CATHODIC PROTECTION FOR SPM-IOCL PIPELINE **Date : 27/05/2020**

Criteria for PSP as per OISD 226 / 12.3.5 A or NACE SP0169-2013/ 6.2 underprotected level (-0.85 volt); Overprotected level (-1.2 volt) wrt Cu-CuSO4 reference Electrode

SR. No.	TLP No.	TYPE	Location (detail description)	Chainage (km)	PSP (-ve volt)	Casing PSP(-V)	AC V	Un Protected PSP(-V)	Remarks
1	1	E	Nr. Insulating Joint	0.000	1.320		0.02	0.7	
2	2	D	After Railway Crossing	0.425	1.310	0.6	0.048		
3	3	A	field	1.400	1.310		0.05		
4	4	A	field	2.400	1.290		0.06		
5	5	A	field	3.000	1.250		0.07		
6	6	D	Road crossing	3.440	1.270	0.56	0.003		
7	7	A	field	4.300	1.260		0.007		
8	8	A	field	5.2	0.000		0		TLP MISSING
9	9	A	IOCL Boundry wall	5.900	1.240		0.015		
10	10	E	Inside IOCL	6.200	1.220		0.031	0.6	

B)

Feeding TRUnit/ CPPSM Locations >>	**TP2**		
Feed Voltage (DC volt) :	**4.12**		
Feed Current (DC amp) :	**4.8**		
AC voltage (50Hz) at input of TRU/CPPSM:	**245V**		

Graphical Representation (Annexure) : **Included**

Any other observation/ discrepency : ***Pipeline is well protected***

Reviewed by (APSEZL)
Signature :
Name :
Designation :

Monitored by N R ENTERPRISE
Signature :
Name :
Designation :

N.R. ENTERPRISE AHMEDABAD

ADANI Ports And Special Economic Zone Ltd

Mundra -Kutchh

P.S.P. MONITORING REPORT OF ICCP SYSTEM

MAINT. BASE : Mundra

PIPELINE SECTION : AMC OF CATHODIC PROTECTION FOR SPM-IOCL PIPELINE **Date : 25/06/2020**

Criteria for PSP as per OISD 226 / 12.3.5 A or NACE SP0169-2013/ 6.2 underprotected level (-0.85 volt); Overprotected level (-1.2 volt) wrt Cu-CuSO4 reference Electrode

SR. No.	TLP No.	TYPE	Location (detail description)	Chainage (km)	PSP (-ve volt)	Casing PSP(-V)	AC V	Un Protected PSP(-V)	Remarks
1	1	E	Nr. Insulating Joint	0.000	1.310		0.008	0.81	
2	2	D	After Railway Crossing	0.425	1.330	0.55	0.056		
3	3	A	field	1.400	1.320		0.23		
4	4	A	field	2.400	1.290		0.012		
5	5	A	field	3.000	1.270		0.005		
6	6	D	Road crossing	3.440	1.270	0.52	0.018		
7	7	A	field	4.300	1.260		0.016		
8	8	A	field	5.2	0.000		0		TLP MISSING
9	9	A	IOCL Boundry wall	5.900	1.250		0.029		
10	10	E	Inside IOCL	6.200	1.240		0.023	0.58	

B)

Feeding TRUnit/ CPPSM Locations >>	**TP2**		
Feed Voltage (DC volt) :	**4.21**		
Feed Current (DC amp) :	**4.8**		
AC voltage (50Hz) at input of TRU/CPPSM:	**230V**		

Graphical Representation (Annexure) : **Included**

Any other observation/ discrepency : ***Pipeline is well protected***

Reviewed by (APSEZL)
Signature :
Name :
Designation :

Monitored by N R ENTERPRISE
Signature :
Name :
Designation :

N. R. ENTERPRISES AHMEDABAD

ADANI Ports And Special Economic Zone Ltd

Mundra -Kutchh

P.S.P. MONITORING REPORT OF ICCP SYSTEM

MAINT. BASE : Mundra

PIPELINE SECTION : AMC OF CATHODIC PROTECTION FOR SPM-IOCL PIPELINE **Date : 29/07/2020**

Criteria for PSP as per OISD 226 / 12.3.5 A or NACE SP0169-2013/ 6.2 underprotected level (-0.85 volt); Overprotected level (-1.2 volt) wrt Cu-CuSO4 reference Electrode

SR. No.	TLP No.	TYPE	Location (detail description)	Chainage (km)	PSP (-ve volt)	Casing PSP(-V)	AC V	Un Protected PSP(-V)	Remarks
1	1	E	Nr. Insulating Joint	0.000	1.440		0.012	0.46	
2	2	D	After Railway Crossing	0.425	1.390	0.65	0.053		
3	3	A	field	1.400	1.398		0.42		
4	4	A	field	2.400	1.440		0.04		
5	5	A	field	3.000	1.441		0.065		
6	6	D	Road crossing	3.440	1.387	0.67	0.012		
7	7	A	field	4.300	1.363		0.016		
8	8	A	field	5.2	1.320		0.011		
9	9	A	IOCL Boundry wall	5.900	1.315		0.033		
10	10	E	Inside IOCL	6.200	1.312		0.028	0.542	

B)

Feeding TRUnit/ CPPSM Locations >>	**TP2**		
Feed Voltage (DC volt) :	**5.63**		
Feed Current (DC amp) :	**5.3**		
AC voltage (50Hz) at input of TRU/CPPSM:	**246V**		

Graphical Representation (Annexure) : **Included**

Any other observation/ discrepency : ***Pipeline is well protected***

Reviewed by (APSEZL)
Signature :
Name :
Designation :

Monitored by
Signature :
Name :
Designation :

N R ENTERPRISE

N. R. ENTERPRISE AHMEDABAD

ADANI Ports And Special Economic Zone Ltd

Mundra -Kutchh

P.S.P. MONITORING REPORT OF ICCP SYSTEM

MAINT. BASE : Mundra

PIPELINE SECTION : AMC OF CATHODIC PROTECTION FOR SPM-IOCL PIPELINE **Date : 26/08/2020**

Criteria for PSP as per OISD 226 / 12.3.5 A or NACE SP0169-2013/ 6.2 underprotected level (-0.85 volt); Overprotected level (-1.2 volt) wrt Cu-CuSO4 reference Electrode

SR. No.	TLP No.	TYPE	Location (detail description)	Chainage (km)	PSP (-ve volt)	Casing PSP(-V)	AC V	Un Protected PSP(-V)	Remarks
1	1	E	Nr. Insulating Joint	0.000	1.298		0.012	0.47	
2	2	D	After Railway Crossing	0.425	1.299	0.47	0.053		
3	3	A	field	1.400	1.297		0.42		
4	4	A	field	2.400	1.298		0.04		
5	5	A	field	3.000	1.299		0.065		
6	6	D	Road crossing	3.440	1.292	0.489	0.012		
7	7	A	field	4.300	1.299		0.016		
8	8	A	field	5.2	1.296		0.011		
9	9	A	IOCL Boundry wall	5.900	1.280		0.033		
10	10	E	Inside IOCL	6.200	1.211		0.028	0.467	

B)

Feeding TRUnit/ CPPSM Locations >>	**TP2**		
Feed Voltage (DC volt) :	**4.17**		
Feed Current (DC amp) :	**5.3**		
AC voltage (50Hz) at input of TRU/CPPSM:	**246V**		

Graphical Representation (Annexure) : **Included**

Any other observation/ discrepency : ***Pipeline is well protected***

Reviewed by (APSEZL)
Signature :
Name :
Designation :

Monitored by N.R.ENTERPRISE
Signature :
Name :
Designation :

N.R. ENTERPRISE AHMEDABAD

ADANI Ports And Special Economic Zone Ltd

Mundra -Kutchh

P.S.P. MONITORING REPORT OF ICCP SYSTEM

MAINT. BASE : Mundra

PIPELINE SECTION : AMC OF CATHODIC PROTECTION FOR SPM-IOCL PIPELINE **Date : 28/09/2020**

Criteria for PSP as per OISD 226 / 12.3.5 A or NACE SP0169-2013/ 6.2 underprotected level (-0.85 volt); Overprotected level (-1.2 volt) wrt Cu-CuSO4 reference Electrode

SR. No.	TLP No.	TYPE	Location (detail description)	Chainage (km)	ON PSP (-ve volt)	Casing PSP (-Ve Volt)	AC V	Un Protected PSP(-V)	Remarks
1	1	E	Nr. Insulating Joint	0.000	1.230		0.031	0.99	
2	2	D	After Railway Crossing	0.425	1.260	0.62	0.029		
3	3	A	field	1.400	1.230		0.021		
4	4	A	field	2.400	1.220		0.019		
5	5	A	field	3.000	1.160		0.031		
6	6	D	Road crossing	3.440	1.160	0.58	0.031		
7	7	A	field	4.300	1.200		0.02		
8	8	A	field	5.2	1.210		0.022		
9	9	A	IOCL Boundry wall	5.900	1.220		0.013		
10	10	E	Inside IOCL	6.200	1.210		0.025	0.68	

B)

Feeding TRUnit/ CPPSM Locations >>	**TP2**		
Feed Voltage (DC volt) :	**1.1**		
Feed Current (DC amp) :	**2.0**		
AC voltage (50Hz) at input of TRU/CPPSM:	**244V**		

Graphical Representation (Annexure) : **Included**

Any other observation/ discrepency : ***Pipeline is well protected***

Reviewed by (APSEZL)
Signature :
Name :
Designation :

Monitored by N R ENTERPRISE
Signature :
Name :
Designation :

Annexure – 5

CSR KUTCH

Six Monthly Report 2020-21

Adani Foundation
Adani House, Port Road, Mundra – Kutch 370 421
[info@adanifoundation.com] [www.adanifoundation.com]

INDEX

Fight Against COVID-19

While most of the nation is locked in the safe confines of home, Adani foundation is doing various activity in villages during lock-down period to fight against COVID-19.

24

villages of Mundra block Sanitized

Adani Foundation had done sanitization work with coordination of Fire Department APSEZ in 22 Villages in Mundra.

45000+

Mask prepared by SHG group

Adani Foundation has supported SHG Groups of Mundra, Mota Kapaya, Navinal, Nakhtrana and Lakhpat for mask preparation.

1800+

food packet per day two time

For The workers, drivers and labors of APSEZ and AWL Cost free Fresh Food Support (Breakfast, Lunch and Dinner) in AWL premises , Port premises and SEZ Premises.

9000+ ration kit support

Ration Kit support to Daily Wedge Labors and Needy people

150+ beneficiaries covered

Mobile health care unit is providing primary treatment to community at door step and also creating awareness to fight against Corona virus.

12500 people connected

By Awaz De software creating awareness in people in local kutchi language.

1400+ patient covered

AHMPL is providing all services IPD and OPD during lockdown period. social distance maintained during Pharmacy and queue for consultancy.

Important of handwashing & hygiene

Creating awareness of handwashing and hygiene by Sangini

57 senior citizens of old age home

During lockdown period our team providing medical facility to senior citizens at old age home in Mandvi and Gundala

Environmental Sustainability

Sustainable development has many important facets/components like social, economic, environmental, etc. these components are closely interrelated and mutually re-enforcing. Under Corporate Environmental responsibility 10 km radius villages from SEZ Boundaries.

To make connections between human actions and the level of biological diversity found within a habitat and/or ecosystem, this year we launch project “Sanrakshan” in coordination with GUIDE and Sahjeevan.

Environmental Sustainability

Water Conservation Projects

Since 10 years considerable Water Conservation Work carried out in Mundra Taluka. Due to satisfactory rain in current year 1.11 mtr ground water table increased as per Government Figures. Our water conservation work is as Below.

- A large number of water harvesting structure (18 Nos. of check dams in coordination with salinity department)
- Ground recharge activities (pond deepening work for more than 52 ponds) individually and 26 ponds under Sujlam Suflam Jal Abhiyan were built leading to a significant increase in water table and higher returns to the farmers
- Roof Top Rain Water Harvesting 54 Nos. which is having 10,000 litre storage which is sufficient for one year drinking water purpose for 5 people family.
- Recharge Bore well 75 Nos which is best ever option to conserve ground water

Environmental Sustainability

Water Conservation Projects

- Drip Irrigation 823 Farmers benefitted in coordination with Gujrat Green Revolution Company
- Participatory Ground Water Management in ten villages with holistic approach for Kankavati Sandstone Aquifer Programme
- **As per Average Calculation more than 450 hac. area benefitted with increased in 109 MCFT water Quantity.**

Environmental Sustainability

Bio Diversity Park – Mundra

Ecological greenbelt development plan expects to attracts and provide habitats for many species of major faunal groups such as amphibians, reptiles, birds (terrestrial and aquatic), butterflies and mammals. Further this developed area can act as recreational, educational and interpretation center for the community of the corporate sector to understand and enhance their knowledge base on local environmental and ecological scenario.

Adani Foundation, Mundra-Kutchh proposed a biodiversity park at 5 acres Nandi Sarovar area and approached to Sahjeevan, Bhuj for technical support for same. Sahjeevan team visited this proposed site for development of greenbelt to support biodiversity and enhancement of overall ecological food web existing in and around the landscape in first phase.

In addition, senior team of Adani Foundation and Sahjeevan also discussed in details for this program and suggested to initiate an interpretation center for awareness to various stakeholders on very unique biodiversity of Kutchh region in second phase.

Environmental Sustainability

Bio Diversity Park – Mundra

Zone wise different habitats identified by technical team, i.e. Outside Plot Area, Along Waterlogged Area, Climber/Twiner Area, New Plantation Area, Entry Gap Filing Area, Gate Area, and Wetland Area within the proposed project area, technical team will develop a list of species that are representative of mature, undisturbed local forests, grasslands and wetlands. The chosen species will be typical of the species composition of local habitats. Main objectives are :-

Develop a list of plant species that can be chosen on the basis of aesthetic characteristics, in particular for the beauty/abundance of their flowers, eventually of their fruits/foliage.

Define information on different types activities involved under this ecological greenbelt development project (i.e. butterflies areas, medicinal plants areas, birds areas etc.).

Develop a manual that will give guidelines for habitats based on local practices, for short term and long-term management.

Till date more than 2500 medicinal plants and 1000 native plants are planted, due to good rain growth is considerable

Environmental Sustainability

Environmental Sustainability

Coastal Bio Diversity Park – Luni

Bio diversity Project has been Continue with three spices Rhizophora Mucronata ,Ceripos Tagal, Ceriops Decandra with good growth at Luni Bandar.

The mangrove biodiversity enrichment project in and around Adani ports special economic zone limited (APSEZL) aims to introduce select true mangrove species on a pilot scale in suitable coastal belts and assess their survival. Because this project is the first of its kind, the expected survival rate is between 20-30.

The project is currently in its initial stages of establishing nurseries and sowing seeds of several different species brought in from multiple locations in and outside of Gujarat state. These nurseries have been developed in tidal flats near the village of Luni, Kutchh, Gujarat.

The mangrove seeds/propagules) for the establishment of the nursery were brought in from various locations in India, namely, Machilipatnam (Andhra Pradesh), Pondicherry (Tamil Nadu), Parangipettai (Pichavaram Mangroves, Tamil Nadu), Kandla (Gujarat) and Jamnagar (Gujarat).

Environmental Sustainability

Coastal Bio Diversity Park – Luni

In most of these locations, there is adequate fresh water supply available due to high/substantial rainfall and/or presence of major rivers (also important river confluences and deltas that give rise to a thriving estuarine environment). Consequently, the mangrove species that successfully grow in those regions are adapted to a low-salinity environment (where salinity is approximately 20 ppt) against that of 37-44 ppt prevailing in Kutchh coastal waters. Furthermore, the species selected to establish the biodiversity enrichment project also belong to this group of mangrove species. This subsequently creates a challenge for the team heading this project because the Kachchh region does not provide adequate salinity ranges for survival of most of these species. In fact, it provides an extremely harsh saline environment (salinity can range up to as high as 44 ppt during summer).

Considering the above-mentioned scenario, the site selection criteria, need for species of high salinity tolerance and studying their natural occurrence in Kutchh becomes critical in ensuring a substantial survival rate of the mangrove species selected to potentially successfully establish a diverse and resilient mangrove community in the Kutchh region.

Furthermore, a highly diverse set of mangrove species will ensure resilience in the face of changing climate and could probably provide as a thriving gene pool and seed bank in the future for the Kutchh region.

Environmental Sustainability

Tree Plantation

4110 Tree have been planted at various Public places , Schools, GP and crematorium with their responsibility to nurture and maintain regularly.

Environmental Sustainability

Drip Irrigation Projects

- **Basis of Requirements of Drip Irrigation**

The main source of livelihood being agriculture, the cultivators tend to use more and more underground water for irrigation. Underground waters have gone very highly saline. The use of such water for irrigation has made the soil also saline and the crop yields have dwindled.

- **Process of Drip Support**

Farmer have to applied in the prescribed form of Adani foundation with photograph.
Inspection and verification will be by AF representative.
Ration card, work order of G.G.R.C, 7/12 certificate and all bills must be attached.
Farmer will be informed by telephonic to have form query.
Primary information about farmer land will be received by telephone.
Farm visit within 10 days of after received of application and verified the installation of system as per map and material as per bill will be checked and get farmer feed back.
Verification report submitted to account office.
Payment within 20 days if all document is complete through net banking.
Farmer economic study after our support. – Follow up

- **We have covered 295 farmers and 1422 acre drip irrigation area in last two years which is remarkable for water conservation – in this six months we have covered 51 farmers and 310 Acre land for the same.**

Environmental Sustainability

Sea Weed Projects

The cultivation of seaweed have significant potential for the sequestration of carbon dioxide (CO_2) and will very fulfill in mitigating the climate change. Seaweeds are macrophysics algae, a primitive type of plants lacking true roots, stems and leaves. They provides valuable source of raw material for industries like health food, medicines, pharmaceuticals, textiles, fertilizers, animal feed etc.

As per study of government of Gujarat, Seaweed culture can be best developed along the coast lines of Amreli and Kutchh districts in Gujarat. Juna bandar has good potential for seaweed farming as it has Calm and less wind action. We started this project as Pilot base at Junabadar with 50Kg Quantity. though there was good growth but due to cyclone it was damaged at present it 600Kg.

In July 2020, We have done MOU with VRTI who is expert in Sea weed cultivation for supporting 20 fisherman in first phase for tank based sea weed farming. Dr. CVR Reddy (Ex- Director CSMSRI) is our Guide for the Project.

Environmental Sustainability

Homebiogas Project

Home biogas is the Israel based company was founded in 2012 manufactures dynamic biogas unit not only for farm waste but for kitchen waste too.
Under Gram Utthan Project, Adani Foundation is supporting home biogas to farmers to Uthhan Villages phase wise. Current year supported 95 home biogas in Dhrub, Zarpara and Navinal Villages.

- Reducing organic waste,
- Transitioning to renewable energy
- Motivation for reduction in use for fertilizer

And Improving the health and living conditions for the millions of families that are still cooking on charcoal and wood. Adani Foundation is not only supporting but creating awareness to save environment and health of the community who regularly cooking on Chula. It is proven that one hour cooking on Chula is as dangerous as smoking 40 cigrates.
As a Main Process, Bacteria break down organic waste in a naturally occurring process, and Home Biogas stores and harnesses the energy created so that it can be used for gas.
Earlier we had proceeded for capacity 2 cum but after visit and series of meetings with farmer group – we need to take up plant capacity 6 cum.
Till date 54 farmers are utilizing it with satisfaction and considerable outcome by saving Average Rs. 1250 for gas and fertilizer as well.



Utthan

Academic

- ✓ Utthan Sahayaks connected through WhatSapp and phone calls with the progressive learners from April – July
- ✓ July onwards structured 'Online classes' were started for Utthan Schools focusing Progressive learner on Google meet platform
- ✓ Utthan Shayaks made Annual syllabus, customized worksheets and TLM
- ✓ Weekly IT and Sports material were circulated in all Utthan Schools

Priya Vidyarthi in 17 Government Primary School : 259 (2020-21)
No. of Priya Vidyarthi attending online classes

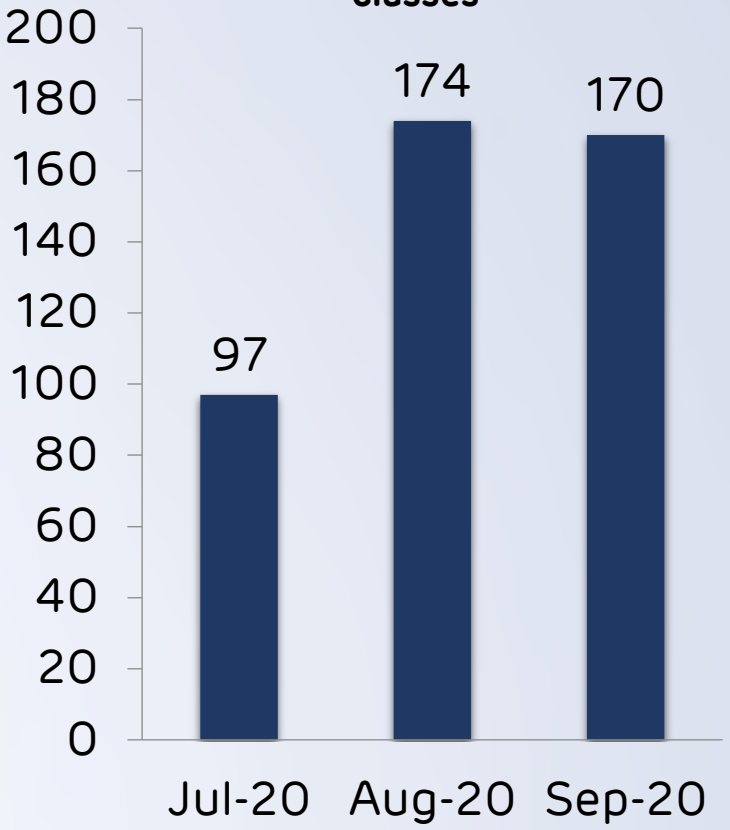

Mother's meet

3 Mothers' meet conducted **148** Mothers' were addressed

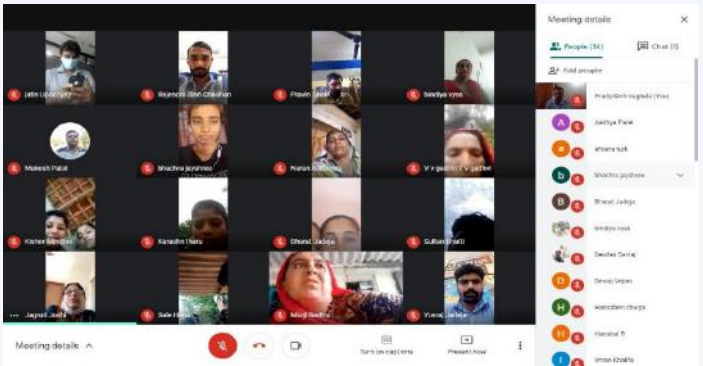

Topic covered –

- Precaution during heavy rainfall and covid
- Active participation in online classes
- Spend quality time with your child
- Focus to develop creative skills amongst your kids

Utthan

06 Virtual Capacity Building Program on various topic through Microsoft team

Apart from CPD Utthan Sahayks attended 30+ educational webinar during lockdown.

Topics covers -

- We're all at home-but you're not alone,
- Think big! Boost your learning
- Project for teen
- Teaching CLIL
- Building up confidence in writing skills
- An introduction to positive psychology well being for your classroom

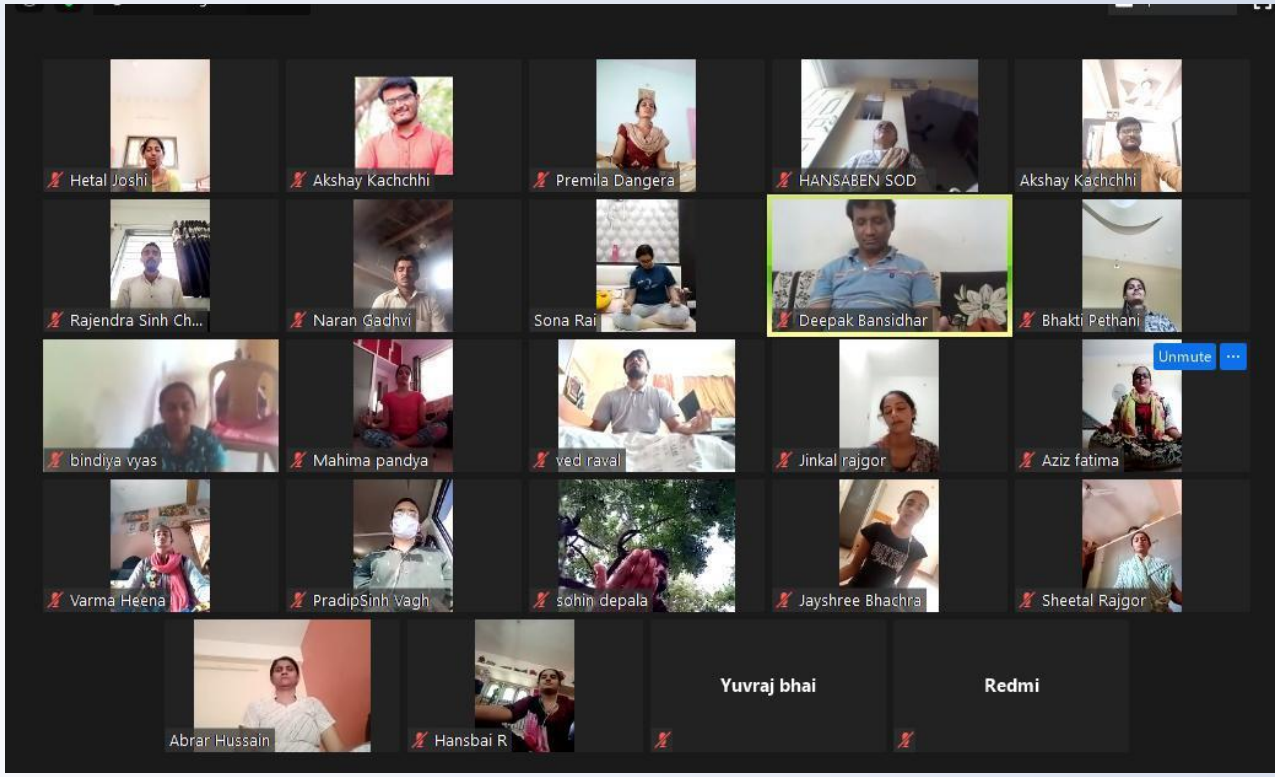

Utthan

Arrange various competition and celebration for Priya Vidyarthi

School Visit and Home Visit by Utthan Sahayak

Meeting with School principals and Utthan Sahayaks

Conduct meeting with Principal / Teacher of Utthan schools, TPEO, BRC, CSR Head, Education Coordinator, Project Officer and Utthan Sahayaks through Microsoft Team

Agenda:

- Utthan Sahayaks strengthen themselves by attending 30 + webinar
- Online courses conducted by Cambridge University
- Prepare worksheets especially for *Priya Vidyarthi* Annual curriculum for Reading, Writing, Maths, English, Library, IT, Sports
- Prepared Teaching Learning material Connect with *Priya Vidyarthi* by Online class + WhatsApp + Text messages + Home Visit
- Meeting with government officials

Adani Vidya Mandir Bhadreshwar

Adani Vidya Mandir Bhadreshwar **provide "cost-free"** education to meritorious students coming from challenging economic background, who have priceless treasures but have been under achievers due to situation. In year **2020-21 490 students are studying.**

82.60% - Result SSC Board Exam

Tab Distribution

Tablet provide to students of std 10th for online study through Employee Volunteering Programme and we distributed the tablets to students of Std 10.
HOD's and HOS's of Adani Ports, Adani Power, Solar and Adani Wilmar and Adani Tuna had supported for online studies of Standard 10th Students of AVMB for smooth studies.

Adani Vidya Mandir Bhadreshwar

Activities Covered

- Admission process of std 1 students through draw system. 80 students selected out of 91. remain 11 students in waiting list
- Online Class through WhatsApp and you tube video
- Teachers are regularly visiting students house for checking homework and lessons with PPE's.
- supported Text-books to the students of all classes.
- Tab distribution to Std 10th students
- House Visit by Principal Madam & Vice Principal to irregular students.
- Hindi Day celebration
- Unit test conducted as per GSEB circular for the students. Paper received from CRC & Board for std 9th and 10th.

Health

During this panic situation health is the basic need for development of community. Adani Foundation focuses on ensuring good health for batter contribution to growth and progress.

11 Rural Clinic

8 from Mundra 3 from Anjar block treated ;

8196 patients.

31 villages covered, with 109 types of general and life saving medicines through Mobile healthcare unit

6879 patients benefited during six month

Health

AHMPL OPD & IPD detail

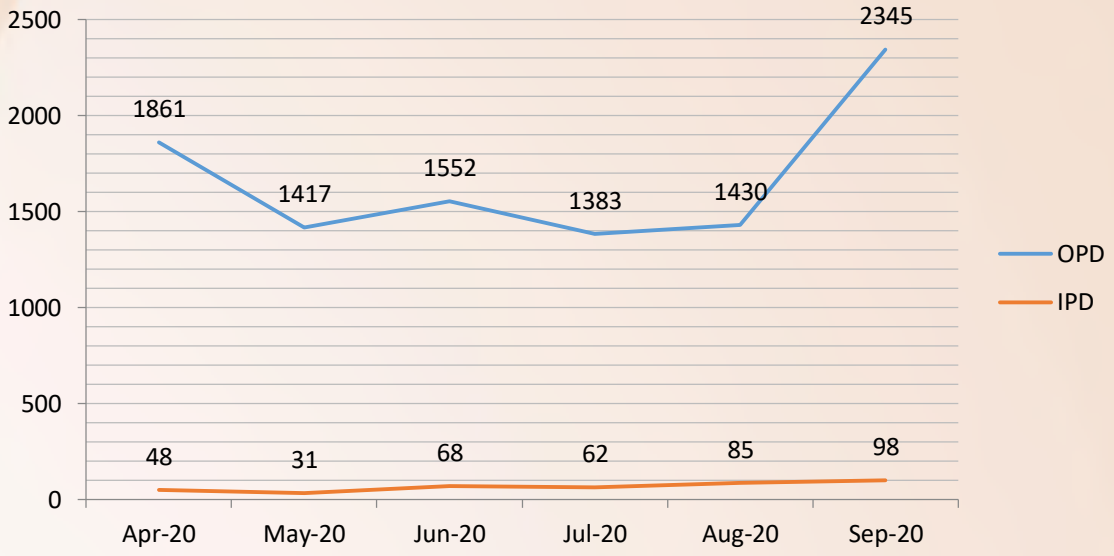

AHMPL	Month						
	Apr-20	May-20	Jun-20	Jul-20	Aug-20	Sep-20	Total
OPD	1861	1417	1552	1383	1430	2345	9988
IPD	48	31	68	62	85	98	392
Total	1909	1448	1620	1445	1515	2443	10380

Project wise detail

Project`	OPD/IPD						
	20-Apr	20-May	20-Jun	20-Jul	20-Aug	20-Sep	Total
Senior citizen	471	537	694	504	313	402	2921
Medical Supports	106	89	70	41	60	100	466
Dialysis Supports	43	51	41	36	35	30	236
Medical Mobile van	50	1470	1107	1234	1445	1573	6879
Rural Clinic	0	1653	1557	1705	1591	1690	8196
Total	670	3800	3469	3520	3444	3795	18698

Health

Dialysis Support

Due to high salinity, in Kutch cases of kidney failures are comparatively more. At Adani Hospital we are providing dialysis treatment with token charges. We have provided treatment to 6 patients of kidney failure 236 times.

Sr. Citizen project

8672 Card holders of 68 villages get benefit under this project .

2921 sr. citizen patients benefited during six month 8000 limit for three year per patients

Medical Support

470 Needy patients had been facilitated with Medical Support OPD & IPD treatment with token charges during this six month

Health

Abhimanyu Project

Having pregnancy is the precious for women as well as her family. But sometimes some complication may arise which can be fatal for mother and child due to incomplete knowledge and irregular health check-up.
To resolve its at some extent we design Abhimanyu health calendar with all details about diet, vaccination, symptoms and precautionary measures in Gujarati language with pictures so the pregnant women can be align with it's regularly.

1150 health calendar were distributed to various PHC,CHC and ICDS department of Mundra, Mandvi, Nakhtrana, Lakhpat, Abadasa, Anjar & Gandidham block.

594 Protein Powder packet distributed to ANC woman of Utthan villages and TB patient of Mundra block.

Sustainable Livelihood Development

Fisher folk

Education:-

Education play significant role for any individual as well as community transformation.
Covid pandemic has severely impacted on education system. Hence to keep them connected and motivated various intervention have been made.

55 Higher secondary Fishermen students of Sekhadiya, Navinal, Zarpara &Junabandar benefitted with book support.
Mother meeting and telephone Discussion for their wards discussion.

Alternative livelihood

Providing Option livelihood to Fishermen during Fishing Off season by Mangroves plantation and Maintenance. It also creating environment sustenance.

4830 Man-days work was provided over 236 Fishermen family during this six months

Sustainable Livelihood Development

Government Scheme Facilitation.

To avail Fishermen Government scheme **(Fishermen Credit card)** one day program was arranged with social distancing and all precaution.

30 KCC form fill-up at Navinal.

Created awareness with Telephonic about same.

Sea Weed Culture

To create option livelihood over fishermen with co-ordination of VRTI.

Pilot phase -3500Kg seaweed was harvested

Based on that MOU with **ICCSIR** (Brach of VRTI) to expand sea weed Culture by Offshore and inshore Method

We have to support for Community Mobilization and land for inshore Seaweed Culture.

Potable Water at Fishermen Vasahat

Potable Water to Fisher Folk at vasahat-2020-21			
Sr.	Vasahat	family	Requirement Per day
1	Luni Bandar	110	15000
2	Bavdi Bandar	117	15000
3	Kutdi Bandar	140	15000
4	Randh Bandar	350	25000
	Total	717	70000

Availing pure drinking water to fishermen vasahat.

To mitigate born disease and women drudgery to get water

1113 fishermen are getting benefit of its

Juna Bandar Fishermen vasahat been water sustain with linking to Mundra Gram Panchayat

Sustainable Livelihood Development

The purpose of this project is to initiate village wise integrated agricultural & allied development for sustaining agriculture and socio economic situation of farming community of Mundra block.

Adani Foundation had coordinated with Village Development Committee, Gram Panchayat and Gau Seva Samiti of Siracha Village Gauchar Development.

Total 85 Acre Gauchar Land was approved by GP for Development by decision taken in Gram Sabha . Among them 72 Acre land Has been Sowed and Remaining land would be Grow with Wild Grass.

Fodder cultivation

- To Increase production and availability of green and dry Fodder.
- Village driven fodder sustainability through cultivation in village Gauchar land..
- Zarpara -25 Acre & Siracha- 85 Acre Gauchar land development is in progress – We got very good support from Village Development Committee in post care.

Sustainable Livelihood Development

Government Scheme Facilitation

Facilitate widows, senior Citizens and Divyang to various schemes of government like widow pension, free bus pass, Senior citizen pension scheme sankat mocha sahay etc. support for process and documentation

Sr.	Name of Scheme	Nos of beneficiaries	Supports amount
1	Widow pension	51	Rs.1250 per month
2	Divyang Buss	8	Free of cost traveling
3	Senior Citizen pension scheme	3	Rs.750 per month
4	Sankatmochan sahay	2	Rs.20,000 once in life for BPL
5	Cabin support to widow	2	by foundation

66 people are getting benefits of various government scheme

Sustainable Livelihood Development

Women Empowerment

An initiative under the Sustainable Livelihoods Development Program to encourage women, take control of their own lives and increase their confidence whether they are single, married or widowed.

5-SHG had been Facilitated for Rs1.0 lac bank loan through DRDA to start-up new business for women empowerment.

facilitated artisan for artisan support by District collector Kutch Rs.1000/- per month for four month

11 members Shradha saheli SHG of Motakapaya village is prepared snacks and meals for catering.

The group's catering tender has been sanction to providing snacks and meals service for Government program in mundra block.

₹ 6,00,000+

income has been earned

60,000+ three layer mask has been prepared and sold by Umang SHG group @ Rs.10.00 per mask

Sustainable Livelihood Development

Registration of "Kutchh Kalptaru Farmer's Producer Company and meeting with Director, DRDA for Equipment and Agri mall Grant is done.

Tissue Culture

Our periphery villages are famous for the dates farming as having appropriate weather and soil condition.

To Doubling the farmer income by aviling "Barahi Varities Tissue plant" has good productivity

850 plants have been distributed to 34 farmers

25 plants / Farmers cost of a plants is Rs.3500.

50% Contribution have been collected from Farmers which will further utilized to purchase more tissue plants to availed more farmers.

Fodder support

Fodder support in 20 villages of Mundra and Anjar block.

Dry fodder 6.70 lacs kg
Green fodder 11.60 lacs kg

Sustainable Livelihood Development

Dragon Fruit Farming

To promote dragon food farming to doubling farmer income as having good economic value. 10,000 dragon food sapling , Pole and wire have been supported to 5 farmers.

Home Bio Gas

Installation of 53 Home Bio-gas with SOP Awareness and trouble shoot of problem as well.

Model Farming

To promote cow-based farming two model farm have been developed with 25 type innovative activities. This will be utilized for demonstration and replication at other farms.

Sustainable Livelihood Development

95 Farmers benefitted with NB -20 Off suite to bring fodder sustainability.

Kitchen garden Kits (Seeds, Fertilizer and Pesticides) were facilitated to 48 SC family with the help of horticulture department and aware about its importance in diet.

Organic farmer hat at shantivan colony

To avail pure organic vegetables ,Milk, ghee, buttermilk as well as webinar was also organized to aware about the importance of healthy food for healthy life.

Community Infrastructure Development

Adani foundation has designed, planned and built a infrastructure community health, agriculture and living standards, all initiatives were fulfilled according to the needs of people of community.

Development of Prisha Park at Mundra.

Pond Bund strengthening at Zarpara Village

Community Infrastructure Development

Work In Progress:-

1. Drainage Line and Chamber work at Bhopavandh.
2. Drainage Maintenance & JCB Hiring & Other Mis. Work.
3. Road Repairing at Kutdi Bandar.
4. Road Repairing at Zarapra Fisherman Vashat.
5. Road Repairing at Luni Pagadiya Fisherman

SuPoshan

The purpose of the Project is to reduce occurrence of malnutrition and anemia.

create awareness about malnutrition and anemia and related factors amongst all stakeholders and role they may play in curbing the issue.

To successful implementation of the project, “Sangini – Village Health Volunteer” plays major role in the Project.



SuPoshan

Covid-19 awareness in village & Slum Area

100 beneficiaries covered in Menstrual Hygiene Day - with slogan called "RED-ACHHA HAI"

204 beneficiaries covered in Breastfeeding Week

320 beneficiaries covered in National Deworming Day

20 villages covered in celebration of NATIONAL NUTRITION MONTH

42 FAMILY COUNSELLING

Participate in Umbre Anganwadi episode

SuPoshan

Community Engagement and other Activities		
Sr.No	Activity	Total
1	No of Sangini	24
2	Total Village Cover	41
3	Total Anganwadi Cover	70
4	SAM to MAM Monitoring Progress	03
5	MAM to Normal Monitoring Progress	15
6	Focus Group Discussion	85
7	Family Based Counselling	42
8	Village level Events	05
9	No of SAM children referred to CMTC	06
10	Total Anthropometric screening	140
11	Total Family Cover through video & Audio Calling	20
12	Total House Hold Family Visit	130
13	No. of Severe Acute Malnourished children (SAM) Telephonic Counselling	08
14	No. of Severe Underweight children (SUW) Telephonic Counselling	03
15	No. of adolescent girls-Telephonic Counselling	190
16	No. of pregnant women-Telephonic Counselling	100
17	No. of lactating mothers-Telephonic Counselling	230
18	No IFA Tablet Distribution to adolescent girls	200
19	Total Family Cover	9178
20	No of Sangini completed online POSHAN Abhiyan E- Learning module	15

THANKS GIVING PROGRAMME" MUNDRA & BITTA Site

SuPoshan Thanksgiving program was organized. In this webinar DDO, CDPO Mundra and other dignitiaries remained present and appreciated the efforts to overcome malnourishment in Mundra and Bitta.

Adani Skill Development Centre

Admissions From April to September, 2020

OHO Model (Subsidized)

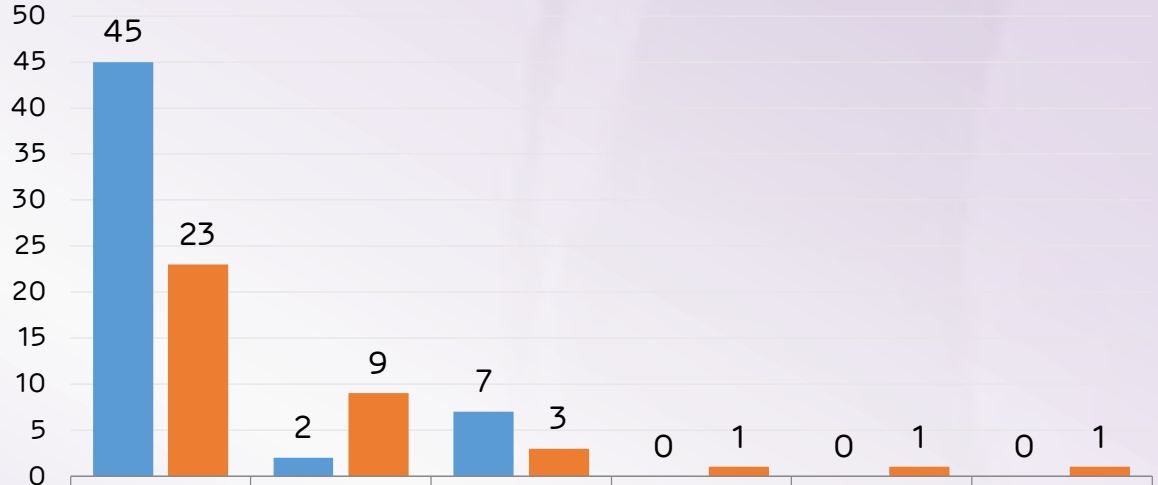

	GDA	GST with Tally	Digital Literacy	Basic Functional English	EDP	Mud Work
Female	45	2	7	0	0	0
Male	23	9	3	1	1	1

Free Training Model

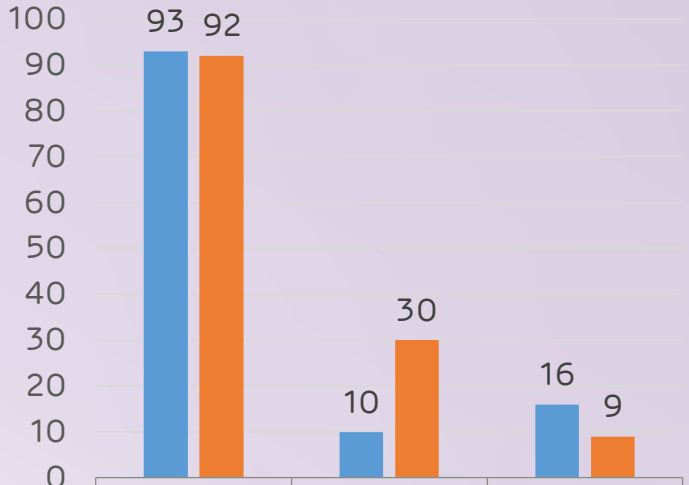

	Basic Funcional English	GST With Tally	Digital Literacy
Female	93	10	16
Male	92	30	9

Adani Skill Development Centre

E-Learning

324 students Enrolled in Online Training

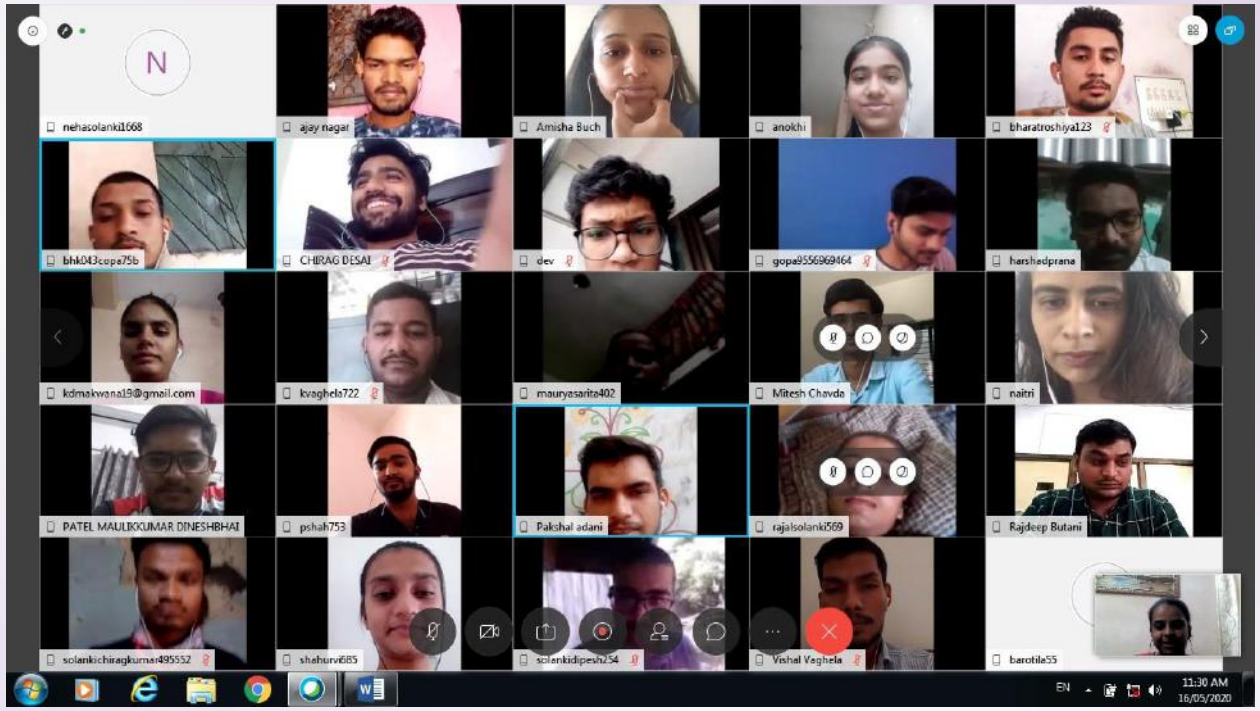

Various Activity

The students of DDU-GKY (GDA) creating awareness regarding Covid-19 in their own village through various activity

Adani Skill Development Centre

Interview and Placement

Arranged interview of DDU-GKY GDA students at Sterling Hospital – Gandhidham, GAIMS (Sodexo), Chanakya College, Accord Hospital, Fire Academy.

27 students get placement in GAIMS (sodexo), Alilance Hospital, Shreeji Hospital, Bhuj Fire Academy, Divine Hospital etc.
3 students are working in COVID-19 Hospital

Adani Skill Development Centre

Admissions From April to September, 2020

E-Learning & Activity

- Online E- Learning training of Interview skill course
- Online training of Mud work – Theory and practical

Free Training Model

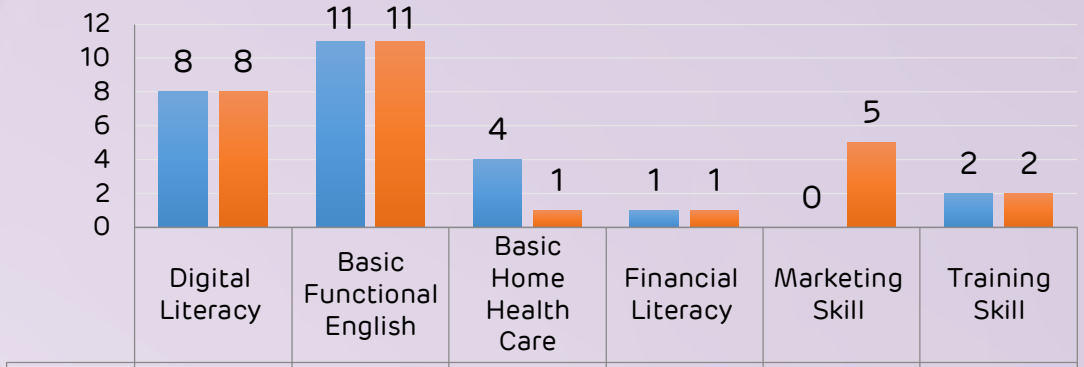

	Digital Literacy	Basic Functional English	Basic Home Health Care	Financial Literacy	Marketing Skill	Training Skill
Female	8	11	4	1	0	2
Male	8	11	1	1	5	2

Subsidized Training Model

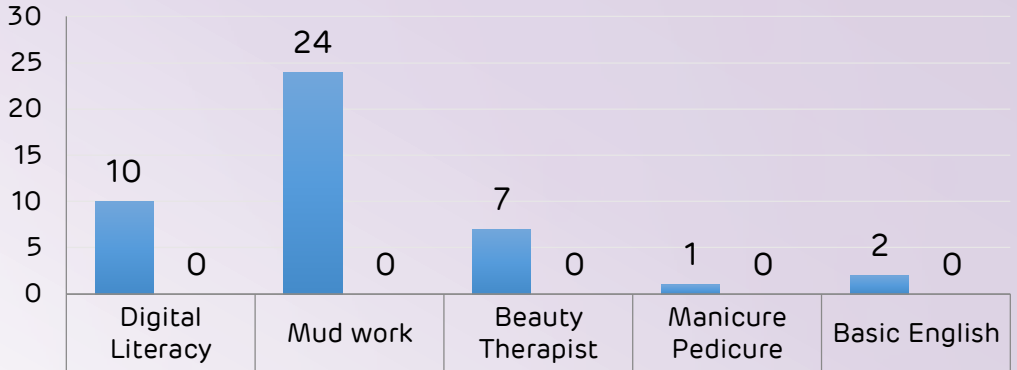

	Digital Literacy	Mud work	Beauty Therapist	Manicure Pedicure	Basic English
Female	10	24	7	1	2
Male	0	0	0	0	0

CSR - Nakhatrana

Recharge Bore well

Adani Foundation, Nakhatrana had revived ground water table by recharging the bore wells and wells in Amara and Jinjay village. Total 15 Bore well recharge work will be beneficial to more than 70 beneficiaries in irrigation.

Benches and Otta Work

In Jinjay Village 5 cement benches were grouted and 2 sitting places – otta were repaired at public places. Also in Amara village 6 cement benches was grouted near Village Pond which brought visibility of our entry point activity work for Green Energy Projects.

Tree Guard Support

Adani Foundation always believes in Nature conservation. For purpose of planting and protection of trees, Adani Foundation provided 50 cages in Ugedi village of Nakhtrana taluka and 100 cages in Ratadia village..

CSR - Nakhatrana

Swavlamban Divyang Support

The Adani Foundation, Nakhtrana provides a variety of tools to help people with disabilities become financially self-sufficient. Disabled people are given various support for livelihood such as cabin shop, sewing machine, Atta chakki in which they earn income by selling various things.

SETU Agriculture Projects

Adani Foundation supported agriculture projects by linkages of Government Scheme. Facilitated 23 SC Farmers of Ugedi, Amara, Ratadiya and Desalpar village by Kitchen Garden kits worth Rs 2000 by coordination with Department of Horticulture GOG.

SETU Widow/Divyang Support

We act as a bridge between Government schemes for Widows and Divyang people. 104 Widow women were supported to fulfill formalities of filling pension scheme forms and started getting aid of Rs. 1250 per month. Tricycle, Bus pass and sewing machine support was also coordinated with social welfare department

CSR - Nakhatrana

Biodiversity - Ugedi

Adani Foundation also works for the conservation of biodiversity. To do such work, Adani Foundation works with the advice of experts and the guidance of an expert organization to protect the environment and also to protect and preserve the wild biodiversity. It works to protect biodiversity.

This work has been entrusted to Sahajivan, an expert organization for the protection and conservation of biodiversity, as part of which a Biodiversity Conservation Committee has been formed in Ugedi village (BMC). As well as in the garden of Ugedi village and in the place of Angalwadi, trees have been planted. Also, in the seam area of Ugedi village, more than 300 native trees have been planted, In which trees like Pilu, Desi Bawal, Khejari, Liar have been planted. As well as the seeds of the native trees have been sprinkled, babool has been removed from the roots in the village pastures by JCB and the pastures have been cleared so that the native trees can grow more and the sprinkled seeds grow there and It has been tried to grow back the native trees of Kutch. Also, a small pond has been constructed in Shim of Ugedi village, in which wild animals can get water as well as survive

CSR - Lakhpat

Tree Guard Support

Adani Foundation always believes in Nature conservation. For purpose of planting and protection of trees, Adani Foundation provided 100 cages in Kapurashi village of Lakhpat taluka and 100 cages in Koriyani village..

Fodder Cultivation

Animal Husbandry is the main livelihood of Lakhpat. Due to good rain we motivated more than 61 farmers to grow fodder in at least one acre of land to become self sustainable.

CSR-Tuna

Rations Kits Support

We believes in growth with Goodness and giving back to society.

We are Always ready to support during any Nature calamities and pandemic.

During the Covid -19 pandemic we had started Ration kit Distributed campaign with spreading precautionary awareness to needy and poor people.

Total 1100 Ration Kits Distributed to Tuna Rampar and Vandi Villages

SETU – Widow/Divyang Support

We act as a bridge between Government schemes for Widows and Divyang people. social welfare department.

We arranged Awarness program with Anarde Foundation , setu and Government Officers.

CSR-Tuna

Potable water Distribution

at Vira and Ghavarvado Fishermen Vasahat

Water Project

Water Pipe Line installation & Storage tank construction with Collaboration with WASMO , GP and AKBTL at Tuna

Fodder Support

Fodder distribution to Rampar and Tuna Villages.

Rampar

15520 Kg dry Fodder Rs.1.1 Lacs

122930 Kg Green Fodder Rs.3.50 Lacs

Tuna

32430 Kg Dry Fodder Rs.2.65 Lacs

212800 Kg Green Fodder Rs.6.06Lacs.

Tree Plantation

Adani Foundation always believes in Nature conservation. For purpose of planting and protection of trees, Adani Foundation have Done Tree planation at Tuna , Rampar , Vandi Government Schools and Police station.

EVP-Employee Volunteering program

802 students of Vallabh Vidhalaya schools has been adopted by Adani employee

35 tablet for students of AVMB

Amid covid-19 its difficult to continue 10th standard study for the financial weaker students who don't have any digital gadget for online learning . Hence to enable them for online learning our APSEZ Employee volunteering support to provide Lenovo tablet to AVMB Students . .

All the 802 students are in the school are from migrants labour families who are working in various industries in and around of Mundra. Laborer children are in addition to resource constrain at home and also bear the dis-advantages of unfamiliarity of local language and culture, which inhabiting them to participation in school. Vallabh vidhalaya by passes the language barrier as the medium of instruction is Hindi.

Total Rs.16.04Lacs cheque had been handed over to Mr. Dharmendra who is the director of Vallabha vaiadhalaya On 1st may as the world labour day.

Events

World Environment Day

World Environment Day was celebrated in Four Talukas by different activities related to conservation of Environment.

- Mangrove Plantation at Luni sea coast with fisher folk community
- Tree Plantation at Mundra, Nakhtrana, Lakhpat & Tuna block.
- Inauguration of Gauchar land development work in 22 acres at Siracha village
- Tissue culture plant distribution to farmer
- 1500 herbal plants like meshvak, amla, galo, gugal, ardusi, pilu, etc planted at Nandi Sarovar biodiversity park

Events

Vanmhotsav

4100+ tree plantation

Vanmhotsav tree plantation :

Tunda, Siracha, Navinal , Zarpara, Dharb, Baroi, Luni, Samgoga, Nani bhujapar, Moti bhujapar, Mota bhadiya, Gundiyali , Anjar, Tuna, Rampar and Wandi Village.

For Mota bhdiya, Ravalpirdada tample and Zarpara with Government 1000 plants received from Forest Department.

Events

World Mangrove day

Web talk show was organized on the occasion of “World Mangrove days On Multi species Mangrove bio diversity with Joint effort of Guide and Adani Foundation, mundra.

Dr.V.Vijayan Kumara (Director of Gujarat institute of Desert ecology) , Mr. C.R.K Reddy (Former chief scientist ,CSIR-CSMCRI CEO) and Respected PNR sir and Gadhvi sir had delivered occasionally speech. As well as Paper presentation by GUIDE and with KSKV Scientist . Total 70 participated had joint this webinar.

Events

World ocean day

World ocean day

World ocean day celebration on 8th June at Luni bandar with spreading cleanliness message through coastal cleaning program and aware about government scheme with maintaining of social distancing

My Mother's dream became true

Name: Mura Keshabhai Dhuva

Place: Khavda**,** Bhuj, Kutch, Gujarat

Employer: Alliance Hospital (Covid 19 hospital), Mundra, Kutch, Gujarat.

Job: Joined as Nursing Assistant.

Salary: Rs. Up to 9000/- per month with lodging and boarding facilities.

Candidate Brief:

He belongs to rural family. Father is Carpenter and mother is Home maker. Parental household's monthly income prior to his placement was Rs.8, 000. His prior educational qualifications is 12th pass.

In his own words:

My mother's dream is that one of the sons should be in medical field. But due to financial constraint, I couldn't study further. I thought I will never be able to fulfill my mother's dream but fortunately, I got opportunity to get trained under GDA course and soon after its completion, I got placement in hospital. I feel proud to serve Covid19 patients and will continue doing fearlessly.

Thanks to Adani Skill Development Centre to give me opportunity to take training under DDU-GKY scheme and make me capable to take care of my family.

When asked how confident he is at his new and challenging work, he replies "Along with GDA training we were also trained with soft skills training as it helped me to become good team member and work efficiently."

It helped me to become good team member and work efficiently

Name: Nipul Punjabhai Sanjot

Place: Bidada-Mandvi, Kutch, Gujarat

Employer: Alliance Hospital (Covid 19 hospital), Mundra, Kutch, Gujarat.

Job: Joined as Nursing Assistant.

Salary: Rs. Up to 9000/- per month with lodging and boarding facilities.

Candidate Brief:

His father and mother works as helping staff (housekeepers) in another hospital. Monthly income of family prior to his placement was 10,000/-. His prior educational qualifications is 12th pass.

In his own words:

I am youngest in Covid19 hospital here but I know this is the time to act wise. When my friends ask me do you fear working as PCA? I simply laugh and say I am trained in GDA course and fully prepared for this work. My duty is to check patient's temperature, blood pressure and oxygen level and maintain record. We get residential facility nearby hospital. To Treat Covid19 patients, needs a courage and team work and I am blessed I got this wonderful chance. Thanks to Adani Skill Development Centre to give me opportunity to take training under DDU-GKY scheme and make me capable to take care of my family.

Stick at old ages

Dhanuba a self-esteem lady from Zarpara VIlage .While I peeped in her life it seems like that her existence is only to bear grief and sadness .Her husband was passed away before 20 Years since that she has been eduring social and economic responsibility of her family by drudgery daily wages. She have two daughter who are married and two sons who are supporting her for daily end meet ,day was passed little more good combatively .....Who knows it was for short times .....

Unfortunately one more shock in her life that her elder son get Heart attack and passed away & younger son got mentally ill again she have to drudgery to get them daily bread and butter... Though her daughters called her to lives with them but she denied strongly believed to don't be burden & belongs to daughter. Now she is 70 years old and physically weak and also get illed often.

One day she came to our Rural clinc for medical check-up and was talking with deep sigh & despair about her problem. Fortunately our Employee Mr. Karsanbhai was present at their and promptly talked with her and comprehend the reality. She could not availed benefit of widow pension scheme because of the certain government limitation even after numbers of time applied and Follow-up for the same. He went along with her and Collected the essential document and submitted to the respective department later within two month she received sanction order for the same and further Rs.1250 /- Widow pension has been started which been the great support for daily meet.

She and her daughters expressed great gratitude and said that Adani Foundation is hope

For the Poor and needy persons.

“Vidyadan Mahadan”

Really AF Scholarship support intervention could be the Community transformation rather than Individual.

Name: Sohil Gafur Manjaliya

Place: Luni ,Mundra

AF intervention:- Education Scholarship Support

Progress & Achievement:- Studied intently and perused Graduation Degree and process for LLB admission

Salary: Working with Lawyer as a practicenor and earn Rs. 8000/Month

Back Ground : He belongs to Poor Fishermen family and sincere to study since child hood. He belongs to Poor Fishermen family and sincere to study since child hood. His father is used to Pagadiya fishing practice to get the daily end meet.

In his own words:

In our community most of the youth left study after 8th standard and engaged in Fishing practice but when I had interacted with AF staff and persuaded for further study and Scholarship support. I realized that the only education can be the game changer to strengthen my Financial condition. Later I focused to study Intentionally and dreamed to be Lawyer.

Now am working with Advocate as Assistance and do Financially support to my family.

Indeed AF sensitized me and act as catalyst to transform my life than others really I am honored by friends and Society

The sewing machine act as legs to made me earned and confident for my family

Real Support

Name: Harkhumben hirabhai Rabari

Place: Jinjauu,Nakhtrana

AF intervention:- Sewing Machine Support.

Progress & Achievement:- Started Embroidery and sewing work

Income : Rs.2500 to 3000/Month

Back Ground : She is 40 year old lady and disable by polio in childhood. They are five members three Children and Husband wife. Her husband is driver and the only person to earn hence financial problem is always remain host. However She is illiterate & handicapped but symbol of etiquette and dedication. She always thought to be financial Supporter to her life partner . As belongs to Rabari community stitching & hand work is imbibed in her and she want to purchase Sewing machine for the same but Financial constrain did not allow them for same.

During community interaction she express her willing sewing machine support. we met her and after verification Support accordingly.

In his own words:

It was difficult to me as house wife to maintain budget but since I have started sewing work which added some extra money which can we expence for our children nurturing and education for their bright future.

Thanks to Adani foundation to be supporter to such disable persons

Sea of Change – I got a job ....

Manjaliya Jakum Osman is 36 years old Fishermen Youth though he was little dull in study but has insight sense and dedication to work. After completion of primary education he had been engaged in fishing practice with his father. Though he was earning but not enough to sustain his big family with Five Daughters .

He was always thinking to get hike and asking to provide work according to his skill like drivering ,electrician and painting work.
One day we offer him contract work in our dry cargo department for loading Unloading work. He started enthusiastically with 30 Labors teams and paid 100% Efforts to fetch the targets but.....Unfortunately he had to left contract due to some constrain.

Again he engaged in fishing as routine but destiny define another for him. we had called From APSEZ to need Casual labors and referenced for Jakum as having Good feedback for dedication toward work.

he accepted opportunity even did not know the process. Initially We supported for gate pass and other mandatory formalities. Currently 22 Fishermen youth are working under him.

He is saying that I am earning Approx Rs.40000/Month. And massage to Fishermen youth that I am grateful to AF to provide chance to proof my self and sustaining well. now I can Fulfill all basic amenities and invest to my daughter education.

He message to Fishermen Youth that we have great Opportunity as having ADANI port and companies to get employed.

Media coverage



જીવન સાથે જીવનનિર્વાહની સામર્થવાન કામગીરી કરતું: અદાણી ફાઉન્ડેશન

(પ્રેસ રીલીઝ) મુંદરા તા. ૧૨ આજે અદાણી ફાઉન્ડેશન ૧૮ રાજ્યમાં ૨૨૫૦ ગામડાઓ સુધી લોક કલ્યાણ અર્થે કામ કરી રહ્યુ છે. અદાણી ફાઉન્ડેશન કચ્છ જિલ્લામાં પણ સુસંગત, વ્યવસ્થિત રીતે, સમાજ ઉપયોગી કામગીરી કરવા હંમેશા તત્પર રહ્યું છે. તેની કામગીરી સહીયારા મૂલ્યની વિભાવનાથી પ્રેરિત છે. જેમાં અદાણી ફાઉન્ડેશન સમાજ માટે સર્વસમાવેશક વાતાવરણ ઉભું કરવા ઉત્સુક છે, તેના આ કાર્યની સાબિતી મુન્દ્રાના લાભાર્થી પરિવારો પૂરી પાડે છે.

અદાણી ફાઉન્ડેશન દ્વારા દેશના ૧૮ રાજ્યમાં ૨,૨૫૦ ગામડાઓમાં કરવામાં આવેલ લોક કલ્યાણના વિવિધ કર્યો : મુન્દ્રા તાલુકાના ૨૨ ગામોને સેનીટાઈઝ કરવામાં આવ્ય અસરગ્રસ્ત પરિવારોને ૧૦,૦૦૦ જેટલી રાશન કીટનું વિતરણ

જેટલી રાશન કીટનું વિતરણ કરવામાં આવ્યું છે તથા આ કામગીરી હમણાં પણ ચાલી રહી છે. આવશ્યક સેવાના ભાગરૂપે અદાણી પોર્ટ અને વિલ્મારના સહયોગથી ત્યાં કામ કરતા કામદારો અને ડ્રાઈવરોને દૈનિક બે ટાઈમ અંદાજિત ૫,૨૦૦ આપતાં સુપોષણ પ્રોજેકટની "સંગીની બહેનો" કોવિડ ૧૯થી બચવા હેલ્થ હાઈજિનની સચોટ માહિતી દરેકને અને ખાસ કરીને પ્રસૂતા બહેનોને આપવામાં આવે છે. છેલ્લા સાત વર્ષથી સફળ રીતે કાર્યરત "આવાજ દે" સોફ્ટવેર પ્રતિકારક શક્તિ વધારવા માટેના જરૂરી ખોરાકની માહિતી પણ વર્ચ્યુઅલ પ્લેટફોર્મ દ્વારા આપવામાં આવે છે. આ સાથે અન્ય રોગથી પીડાતા દર્દીઓને ઘરે ફોન કરીને નિયમિત દવા લેવા અને ઘરની બહાર ન નીકળવા માટે અનુરોધ

મુંદરામાં અદાણી ફાઉ. દ્વારા વલ્લભ વિદ્યાલયને ચેક અર્પણ કરાયાં તે વેળાનું દૃશ્ય.

અદાણી ફાઉન્ડેશને મુંદરાના વલ્લભ વિદ્યાલયનાં ૮૦૦ બાળકને દત્તક લીધાં

મુંદરા, તા. ૨ : અદાણી ફાઉન્ડેશન દ્વારા વલ્લભ વિદ્યાલયના ૮૦૦થી વધુ બાળકને દત્તક લેવાનો નિર્ણય લીધો છે. આજે શાંતિવિહારમાં અદાણી કંપનીના કર્મચારીઓ દ્વારા અભ્યાસ કરતાં બાળકોને દત્તક લેવાનું કાર્ય છેલ્લા બે વર્ષથી વાય.એમ.સી.એ પત્રવાદ આપી લિલાનું મહત્ત્વ સમજાવું હતું. જ્યારે વલ્લભ વિદ્યાલયના ધર્મ-[illegible] રૂ. ૧૬ લાખનાં

નર્સિંગ કોર્ષના ૨૦ તાલીમાર્થીઓને પ્રમાણપત્ર પહેલા જ નોકરી મળી

ભુજમાં અદાણી સ્કિલ ડેવલોપમેન દ્વારા અપાઈ હતી તાલીમ

કચ્છમાં જરૂરિયાત મુજબ નિમણુક અપાવવામાં પ્લેસમેન્ટ ઓફિસર નિરવ લેઉવા, કિન્નરી ઉમરાણીયા તથા રોહન સોની મદદરૂપ થયા હતા.

તાલીમ માટે અસ્મિતાબેન જેઠી અને પૂર્વી ગોસ્વામી સહાયરૂપ થયા હતા. હજુ પણ જરૂરિયાત મુજબ પ્રયત્નો કરવામાં આવી રહ્યા છે.

અત્રે ઉલ્લેખનીય છે કે, ગયા ઓક્ટોબર-૧૯માં બેચ શરૂ થઈ હતી. પરંતુ, લોકડાઉન આવી જતા પરીક્ષા લઈ શકાઈ નહોતી છતાં ફળ મળ્યું છે.

લુણીના દરિયામાં બાલમિત્રોને સાથે રાખીને હાથ ધરાયેલી સફાઈ ઝુંબેશની તસવીર.

લુણીમાં સમુદ્ર સફાઈ અભિયાન હાથ ધરાયું

ભુજ, તા. ૧ [illegible] નદીય, ખાડી, ક્રીક અને ખડકાળ જેવા વૈવિધ્યસભર સમુદ્ર મહત્ત્વસ્થાનો માટે જવાબદારી [illegible] પ્રોજેક્ટના વડા માવજીભાઈ [illegible] વિશ્વ સમુદ્ર દિવસ નિમિત્તે [illegible] કચ્છિયાનું માધ્યમ હોવાથી [illegible] કિનારાને સ્વચ્છ રાખવાનો એ આપણી સૌની ફરજ છે. વિશ્વ સમુદ્ર દિવસે દરિયા કિનારે વેરાયેલા પ્લાસ્ટિક, [illegible]

ખારેક, દાડમ અને કેરીના ગ્રેડિંગ, ક્લીનિંગ અને પેકિંગ માટે ખાસ વ્યવસ્થા ઉભી કરાશે

મુંદ્રાના ૧૧ ગામોના ખેડૂતોના ઉત્થાન માટે 'કચ્છ કલ્પતરૂ પ્રોડ્યુસર કંપની લિ.' એગ્રોમોલ બનાવશે !


● અદાણી ફાઉન્ડેશનનો સહયોગ અને ડાયરેક્ટરો સમન્વય થકી ધરતીપુત્રોને કૃષિ ક્ષેત્રે મળશે સાચા

● ઓક્ટોબરના અંત સુધીમાં ૨૦૦ સભાસદોનો

મુન્દ્રા તાલુકાના ૮ ગામોના ૩૪ ખેડૂતોને બારહી ખારેકના ટીસ્યુકલ્ચર રોપાઓનું વિતરણ કરાયું

મુન્દ્રા : તાલુકાના જુદા જુદા ૮ ગામોમાં ખારેક સમિતિ મુન્દ્રા અને અદાણી ફાઉન્ડેશનનાં સંયુક્ત પ્રયાસથી ખારેક વાવતા ખેડૂતોને જરૂરી વળતર મળે એ હેતુસર બારહી ખારેકના ૮૫૦ ટીસ્યુ કલ્ચર રોપાઓનું ૩૪ ખેડૂતોને વિતરણ કરવામાં આવ્યું હતું, તો બીજી તરફ ખેડૂતોના આ ઉત્પાદનની બજાર વ્યવસ્થા માટે કચ્છ - કલ્પતરુ પ્રોડ્યુસર કંપની બનાવવાની કાર્યવાહી શરુ

ખારેક બજાર વ્યવસ્થા માટે કચ્છ-કલ્પ તરુ પ્રોડ્યુસર કંપની બનાવશે : અદાણી ફાઉ. દ્વારા આયોજન

ગઢવી, દત્તાત્રેય ગોખલે તેમજ અદાણી સેઝ પોર્ટના એક્ઝીક્યુટીવ ડાયરેક્ટર રશિતભાઈ શાહે

માસિક એ શારીરિક પ્રક્રિયા હોવાથી અપવિત્રતા સાથે ન જોડો

અદાણી ફાઉન્ડેશન દ્વારા રાષ્ટ્રીય માસિક સ્ત્રાવ સ્વચ્છતા દિવસની ઉજવણી કરાઈ

। મુન્દ્રા ।

ગત તા. ૨૮મેના રાષ્ટ્રીય માસિક સ્ત્રાવ સ્વચ્છતા દિવસની અદાણી ફાઉન્ડેશન દ્વારા ઉજવણી કરવામાં આવી હતી. આ પ્રસંગે ગ્રામ્ય સ્તરે જાગૃતિ અભિયાન છેડતા માસિક એ શારીરિક પ્રક્રિયા હોવાથી તેને અપવિત્રતા સાથે ન જોડતા આ સમયગાળા દરમ્યાન મહિલાઓ પરત્વે ભેદભાવ નહીં રાખવા

ફાઉન્ડેશન દ્વારા કાર્યરત આશા સહેલી ગ્રૂપે સેનેટરી પેડનું વિતરણ કરતાં નિકાલ

ભુજપુર આસપાસ ૨૩ લાખના ખર્ચે વિવિધ વિકાસકામો સંપન્ન : ખાનગી કંપનીનો સહયોગ

ભુજપુર (તા. મુંદરા), તા. ૨૧: મુંદરા તાલુકાના કંડી વિસ્તારમાં મહત્વના ભુજપુર ગામની આજુબાજુ વાડાઓ વાળી વિસ્તારમાં અગાઉ ચોમાસા [illegible] ગામમાં તળાવ બનેલું હતું, પરંતુ બે તળાવમાં પાણીનો સંગ્રહ ઓછો થતો હતો. જો પાણીનો સંગ્રહ વધુ થાય તો જ આ વિસ્તારમાં આવેલી વાડીઓમ પાણીના પ્રશ્ને રાહત મળી શ તેવી હાલત હતી. જે અદાણ ફાઉ. દ્વારા પૂરી કરી અપાઇ છે. [illegible] તળાવડીમાં લઈ જવાય એ મા [illegible] સુધાર સાધવા અને સરપં [illegible] ૫૦ ટકા રૂ. ૬ લાખ સ્થાનિક ગ્રામ પંચાયતે ફાળવતાં

તળાવ સુધારણા, વૃક્ષારોપણ, બગીચો રસ્તો-ફેન્સિંગ સહિતનાં કામો અદાણી ફાઉ. દ્વારા કરાયા

તેમજ ગામના [illegible] નિમાર્યે રૂ. ૩ લાખના ખર્ચથી બગીચો પણ અદાણી ફાઉન્ડેશન મુંદરાના સહયોગથી નિર્માણ પામ્યો છે, જેમાં તાર ફેન્સિંગ સાથે વૃક્ષોનું વાવેતર થયું છે, બેસવા માટે બિમેન્ટના બાકડા-મુકાયા છે તેમજ નાના બાળકો માટે રમત-ગમતના સાધનો પણ મૂકાયા છે

અદાણી સ્કિલ ડેવ. દ્વારા નિ:શુલ્ક ઓનલાઈન વ્યવસાયલક્ષી અભ્યાસક્રમ

ભુજ, તા. ૧૦ : અદાણી સ્કિલ ડેવલોપમેન્ટ દ્વારા ચાલતા વ્યવસાયલક્ષી અભ્યાસક્રમ કોરોનાની મહામારીને કારણે નિ:શુલ્ક ઓનલાઈન અભ્યાસક્રમ તાલીમાર્થીઓ ઓનલાઈન જોડાયા છે. તાલીમ ૫૦ દિવસ સુધી ચાલશે. રોજ બે કલાક ચાલતી આ તાલીમમાં હજુ પણ કચ્છમાંથી કોઈ જોડાવા ઈચ્છુક

We Salute to Corona Warrior Staff of Adani GKGH, Adani Hospital Mundra, Community Health Staff and team....

Our fight against Corona is still continue with new hope and dreams.....

Adani Foundation-Mundra : Budget F.Y. 2020-21

Executive Summary : Budget Utilization Statement-April to September.2020

F.Y. 2020-21 (Rs. In Lacs)

Sr. No.	Budget Line Item	Budget 2020-21	Budget Utilization	% of utilization	Remarks
A.	**Admin Expense**	**61.10**	**24.07**	**39.39%**	
B.	**Education**	**94.56**	**25.11**	**26.55%**	
B1	Utthan-Education -Mundra	64.11	24.16	37.68%	
B2	Education -Fisherfolk - Balwadi	30.45	0.95	3.12%	
C.	**Community Health**	**420.70**	**95.29**	**22.65%**	
D.	**Sustainable Livelihood Development**	**365.00**	**171.83**	**47.08%**	
E.	**Community Infrastructure Development**	**58.30**	**7.81**	**13.40%**	
F.	**EDM Recommanded Projects**	**60.00**	**1.38**	**2.30%**	
G.	**COVID 19 Support**	**100.00**	**23.05**	**23.05%**	
	Total AF CSR Budget :	**1,159.66**	**348.54**	**30.06%**	
H.	**Adani Vidya Mandir-Bhadreshwar**	**219.67**	**42.24**	**19.23%**	
I.	**Project Udaan-Mundra**	**50.00**	**25.92**	**51.84%**	
	GRAND TOTAL BUDGET F.Y. 2020-21 :	**1,429.33**	**416.70**	**29.15%**	

Development of Biodiversity Park

at

Nandi Sarovar

Mundra- Kachchh

Proposed Plan Layout for Biodiversity Park

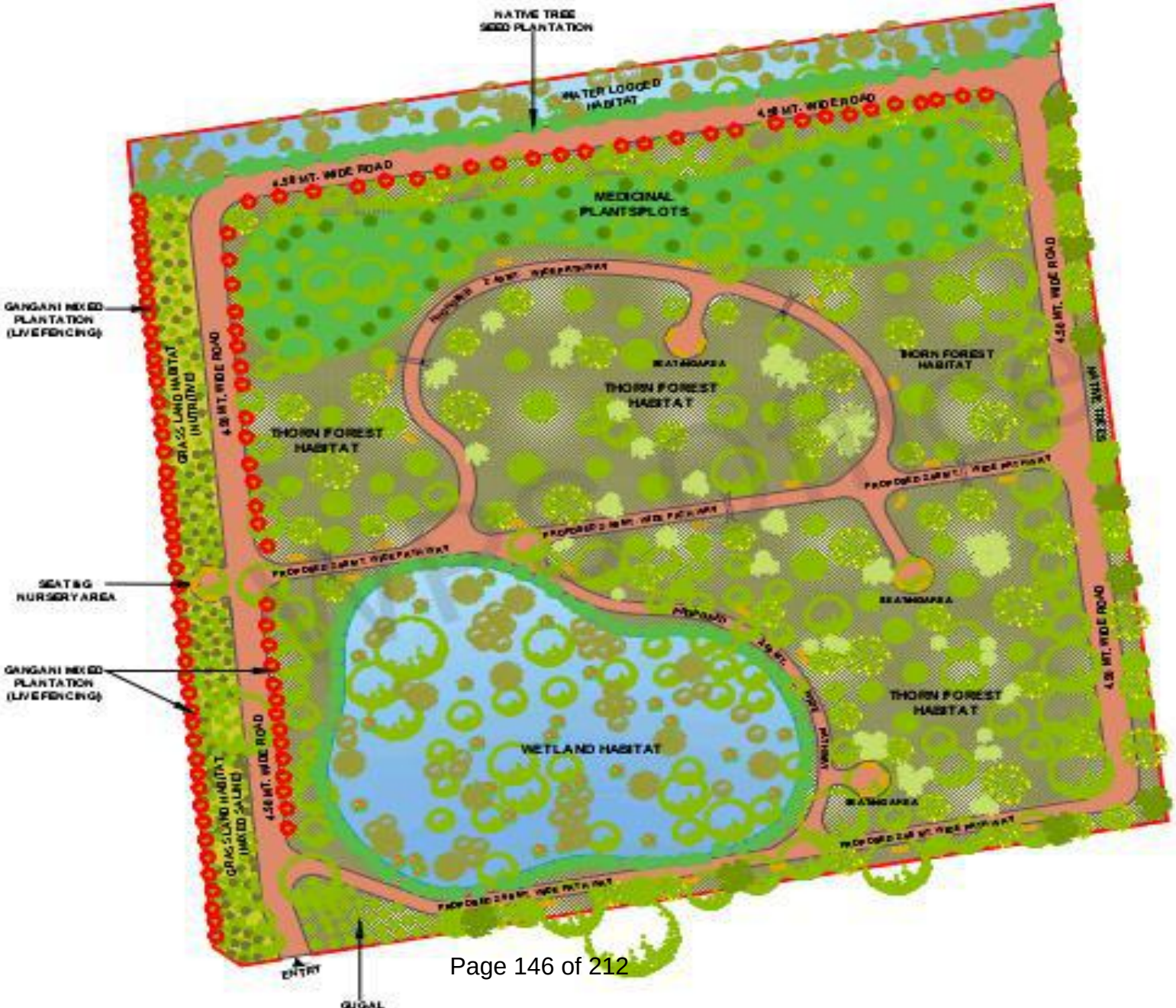

Collection of Baseline Data

PRE MONSOON SURVEY

- 78 Species (under 34 Families and 71 Genera)
- 384 TREES
- 50% plant species are herbs, followed by trees (31%) and grasses (11%).

POST MONSOON SURVEY

- 25 New NATIVE Species added in List
- 48 SPECIES are planted including 6-7 Saline Mixed Grasses

Site Clearing and Leveling

- *Before and after Lockdown*
- *Through Labors*
- *Through Machineries*
- *Prosopis juliflora,* debris and other waste

Nursery Beds and Purchasing Native Saplings (45+ Species)

Sr. No	Species Name	Social Forest Nursery, Dhunai	Normal Forest Nursery, Dhunai	Hightech Nursery, FD, Bhuj	Salvadora Green Nursery, Nakhtrana	Gov. Ayurveda Farm, Reldi	Pvt. Nursery, Adipur	Gulfarm Nursery, Bhuj	TOTAL
1	Manilkara hexandra (Rayan)				12				12
2	Azadirechta indica (Limdo)			10					10
3	Cordia gharf (Liyar)				63				63
4	Acacia nilotica (Deshi Bavar)			50	50				100
5	Pomegrantum (Dadam)			20					20
6	Psidium (Jamphal)	10							10
39	Withania somnifera (Ashwagandha)					14			14
40	Abrus precatorius (Chanothi)					10			10
41	Canna indica (Canna)						50	50	100
Total from Each Nursery		100	240	150	358	56	60	160	1124

Collection and Purchased SEEDs (10+ Species)

- Vegetative cuttings of stem of drought resistant plant species like *Euphorbia caducifolia* (Tuar, Thor)
- Seeds of *Cassia auriculata* (Awar), *Acacia nilotica* (Desi Baval) and *Pongamia pinnata* (Karanj), from surrounding landscape.
- Seeds of *Grewia villosa* (Luska), *Premna sp.* (Kundher), *Gymnosporia montana (Vikado)*, *Moringa oleifera* (Mitho Saragavo) are collected from wild area of Bhuj Taluka and
- Seeds of *Ziziphus mauritiana* (Bor) and *Salvadora oleoides* (Mithi Jar) are purchased from Koli communities of Rapar taluka

Development of Grassland Habitat

More than 10 species planted: Mixed Saline, High Nutritive, Sedges etc.

More than 5 species are planted through roots-saplings from our site

Development of Wetland Habitat

Site composition	Species planted	Strategies
Waterlogged area	Vitex negundo (Nagod), Salvadora persica (Khari Jar), Suaeda nudiflora (Lano, Unt Morad)	Water preferable species, fast growing and saline tolerant; medicinal plant; attract many insects, butterflies during flowering.
Seepages with sewage water	Canna indica (Cana Plant)	Evergreen tuberous herb and helpful in water purification with control on sewage smell.
Dominant by sedges	Cyperus scariosus, C. rotundens and others	Soil binder and saline tolerant species and also preferable by many insects and butterflies.
Dominant by Phragmites sp. and other vegetation	Seed sowing of mix grasses collected from Banni grassland as part of gap filling along the boundary	Soil binder and saline tolerant-high nutritive species and also preferable by many insects and butterflies.
Dominant by Sesbania bisponosa and Cypers scarious	Seed sowing of mix grasses collected from Banni grassland as part of gap filling along the boundary; and also planted seeds of native thorny species available at sites for providing more shelter trees for birds	Soil binder and saline tolerant-high nutritive species and also preferable by many insects and butterflies. Native seed sowing of Zizyphus mauritiana (Bor), Cassia auriculate (Aavar), Pongamia pinnata (Karanj), Acacia nilotica (Deshi Bavar), Salvadora oleiode (Mithi Jar) etc.
Complete Dry area	Caesalpinia crista (Kachka)	Spiny straggling shrub, provide green and wild protection/live fencing; medicinal species

Development of Thorn Forest Habitat

Species Name	Local Name
Cordia gharaf	Liyar
Acacia nilotica	Desi Bavar
Grewia tanax	Gangani
Commiphora wightii	Gugal
Prosopis cineraria	Khijdo, Kandhi
Pithecellobium dulce	Goras Ambli
Zizyphus mauritiana	Bor
Azadiractha indica	Limdo
Salvadora persica	Khari Jar, Pilu

- Drought resistant, thorny and deep-rooted plants.

- Less requirement of water during summer season compared to other evergreen plant species.

Development of Medicinal Plants PLOTS

- **Increased density:** *Salvadora persica* (Khari Jar), *Moringra concensis* (Kadvo Sargavo), *Pithecellobium dulce* (Goras Amali), *Prosopis cineraria* (Kandhi), *Tecomella undulata* (Ragat Rohido), *Zizyphus mauritiana* (Bor), *Cordia dichotoma* (Gunda), *Salvadora oleoides* (Mithi Jar), *Holoptelea integrifolia* (Kanaji), *Punica granatum* (Dadam), *Acacia nilotica* (Deshi Bavar), *Cordia gharaf* (Liyar).

- Between two small plots, we planted almost **12 medicinal plant species in block**

Development of Climbers and Live Hedges

- Wild climber species are planted i.e. Tinospora cordifoilia (Garo), Abrus precatorius (Chanothi), Argyreia nervosa (Samudra Sosh) and Asparagus racemosus (Satavari).

- Mainly FOUR species, i.e. Acacia nilotica (Deshi Bavar), Pithecellobium dulce (Goras Amali), Grewia tenax (Gangani) and Euphorbia cuducifoilia (Tuar) for plantation are planted as LIVE FENCED

Diversity of Butterflies





Common Faunal Species





Celebration of Special Days…

Environment Day on 5th June 2020 and Van-Mahotsav on 6th July 2020

નંદી સરોવરમાં પાર્ક બનાવવાનું આયોજન

પ્રાગપર ગામે પાંચ એકરમાં બાયોડાયવર્સિટી પાર્ક બનશે

અહિંસાધામ અને અદાણી ફાઉન્ડેશન દ્વારા આયોજન

। ભુજ । (સંદેશ પ્રતિનિધિ)

મુન્દ્રા તાલુકાનાં પ્રાગપર ખાતે અદાણી ફાઉન્ડેશન દ્વારા એન્કરવાલા અહિંસાધામ સંચાલિત નંદી સરોવર ખાતે આવેલા પાંચ એકર પ્લોટને બાયોડાયવર્સિટી (જૈવ વિવિધતા) પાર્ક તરીકે વિકસાવવામાં આવશે.

૧લી જુલાઈથી ૭ જુલાઈ સુધી યોજાયેલા વન મહોત્સવ અઠવાડિયા દરમિયાન પાંચ એકર પ્લોટમાં ૧૨૫૦ જેટલા ઔષધિ વનસ્પતિના રોપાંઓનું વાવેતર કરવામાં આવ્યું હતું. આ કાર્ય માટે ડ્રીપ પદ્ધતિ અપનાવવામાં આવી છે. આ વન મહોત્સવમાં અહિંસા ધામના સી.ઈ.ઓ. ગિરીશભાઈ નાગડા, અદાણી ફાઉન્ડેશનનાં હેડ પંકિતબેન શાહ તથા માવજીભાઈ બારૈયા, કરસનભાઈ ગઢવી, સહજીવન સંસ્થાના ડાયરેક્ટર ડૉ.પંકજભાઈ જોશીનાં હસ્તે વાવેતર કરવામાં આવ્યું હતું. મુન્દ્રા તાલુકાના ઝરપરા ગામની સરકારી હાઈસ્કૂલ અને સ્મશાનભૂમિ ખાતે પણ વૃક્ષારોપણ કરવામાં આવ્યું હતું. આ ઉપરાંત નખત્રાણા તાલુકાના ઉગેડી ગામે વન મહોત્સવ દરમિયાન વિવિધ રોપાંનું સરપંચ મીઠુભાઈનાં સહકારથી અદાણી ફાઉન્ડેશન દ્વારા કરવામાં આવ્યું હતું. સમગ્ર કાર્યક્રમનું આયોજન અને અમલીકરણ પ્રોજેક્ટ ઓફિસર કરશનભાઈ ગઢવી તથા તેમની ટીમ દ્વારા કરવામાં આવ્યું હતું.

Future Planning…
for discussion

- Landscaping, designing and seating arrangement at 2-3 Locations;
- Preparation of Signboards for Medicinal plants and selected Faunal Species;
- GAP Plantation of medicinal plants- MAKING DENSE PLOTS; and
- Compilation of Biodiversity Data: FLORA & FAUNA

Budget For Next Six Months

ACTIVITY	Proposed Budget Rs.	Accumulated Expenses	Available Balance Rs.
Layout and Designing of BD Park	40,000	0	40,000
Saplings , Seeds Purchasing	1,06,230	65,578	40,652
Travel Cost Including TEDE	1,25,200	54,097	71,103
H.R.Cost Including Support Team	2,76,000	1,38,000	1,38,000
Overhead Cost	46,600	23,296	23,304
Total	5,94,030	2,80,971	3,13,059


THANK YOU…

Annexure – 6

Cost of Environmental Protection Measures

Sr. No.	Activity	Cost incurred (INR in Lacs)			Budgeted Cost (INR in Lacs)
		2018 – 19	2019 – 20	2020 – 21 (Till Sep'20)	2020 – 21
1.	Environmental Study / Audit and Consultancy	6.7	0.33	2.0	51.0
2.	Legal & Statutory Expenses	4.42	0.84	10.09	11.0
3.	Environmental Monitoring Services	20.36	21.74	8.46	30.0
4.	Hazardous / Non Hazardous Waste Management & Disposal	95.72	108.43	44.34	119.8
5.	Environment Days Celebration and Advertisement / Business development	0.28	1.5	0.94	10.0
6.	Treatment and Disposal of Bio-Medical Waste	1.21	1.62	1.08	1.68
7.	Mangrove Plantation, Monitoring & Conservation	47.0	Nil	Nil	Nil
8.	Other Horticulture Expenses	579.32	734.18	490	910
9.	O&M of Sewage Treatment Plant and Effluent Treatment Plant (including STP, ETP of Port & SEZ & Common Effluent Treatment Plant)	144.29	110.18	81.09	160.08
10.	Expenditure of Environment Dept. (Apart from above head)	109.28	105.13	41.44	107.44
	Total	**1008.58**	**1083.95**	**679.44**	**1401.0**

Annexure – 7

Compliance Report of CIA Study Environment Management Plan

S. No.	Identified environmental and social impacts for the fully developed scenario (year 2030)	Type of Impact & Magnitude 1	Environment management plans adopted or being adopted by APSEZ as per permits, clearances, applicable regulations and guidelines etc.	Additional Risk Mitigation Measures/ESMP	Responsible agency	Timeframe for implementation	Compliance
1	**Land Use Change**						
1.1	It is predicted that the built up land in the rural areas would increase by an order 50% from the baseline 2015. New settlements near the SEZ area might create slums. Unorganized urban development leading to poor sanitation and proliferation of vectors and disease.	Level - 1	APSEZ has developed two townships (Shantivan and Samudra) presently accommodating 1668 households. Necessary permissions from concerned authorities were already obtained for the development of townships and Associated infrastructure facilities.	The existing townships will be expanded to accommodate about 4 lakh people when the APSEZ is fully developed.	APSEZ	As and when Required	APSEZ has developed two townships (Shantivan and Samudra) accommodating 2180 households and associated infrastructure facilities. Accommodation is made available for all interested employees working within Adani group & SEZ industries. Out of which 89% Occupancies are accommodated within the townships and rest are available for employees working within APSEZ. At present 45 nos. of industries (processing & non-processing) are operating within the SEZ. Township facilities are also made by some of SEZ industries within Mundra town for their employees with basic infrastructure facilities and requirements. Most of the employees working in SEZ industries are residing in Mundra township having all basic requirements and associated facilities. The existing social infrastructure facilities are adequate for present development at APSEZ. The existing townships with associated

S. No.	Identified environmental and social impacts for the fully developed scenario (year 2030)	Type of Impact & Magnitude 1	Environment management plans adopted or being adopted by APSEZ as per permits, clearances, applicable regulations and guidelines etc.	Additional Risk Mitigation Measures/ESMP	Responsible agency	Timeframe for implementation	Compliance
							facilities will be expanded as per requirement. APSEZ has also been granted permission for receiving domestic sewage @ 2.5 MLD from Mundra village (which was earlier discharged in to open area within Mundra region) in to wastewater treatment plant for treatment and disposal. APSEZ has already started receiving of domestic sewage from Mundra, which will abate the poor sanitation and unhygienic condition within Mundra region. Total project cost for laying domestic sewage underground pipeline with other associated facilities from Mundra to APSEZ is **362 Lacs**.
1.2	Once the project is fully developed, due to increase in built up land in the APSEZ area, there will be an increase in the storm water runoff from the facility.	Level-1	The study area experiences scanty rainfall less than 400 mm/year. Considering the natural gradient, ASPEZ have designed and implemented storm water drains in the existing facility to meet the peak daily rainfall of 440	Technical feasibility study can be carried out to explore the possibility of developing storm water collection ponds to utilize maximum possible storm water runoff for dust suppression in the coal yard areas during non-rainy days.	APSEZ	Technical Study - one time, Implementation - Continual process	Presently, 42% of the total SEZ area (8434.5890 Ha) is developed. Based on technical studies, APSEZ has developed adequate storm water facilities that meets with daily demand as per recorded highest rainfall. At present all existing coal yards are designed with drain, for collection of water during water sprinkling and rainfall, which is carried away to dump pond. Supernatant water from dump pond is being collected and used for dust suppression activities or after sedimentation, discharged to sea. Photographs of showing the drain and dump pond has been submitted in along with last EC compliance report (Sept 19 to March 20).

S. No.	Identified environmental and social impacts for the fully developed scenario (year 2030)	Type of Impact & Magnitude 1	Environment management plans adopted or being adopted by APSEZ as per permits, clearances, applicable regulations and guidelines etc.	Additional Risk Mitigation Measures/ESMP	Responsible agency	Timeframe for implementation	Compliance
			mm/hr. Hence flooding of water in the neighboring areas is not envisaged.				During the compliance period (April 2020 to Sept 2020) the maximum recorded rain fall was **46 mm/hr.**, which was much less than the design capacity of existing storm water drainage system. So our existing storm water management facility is adequate to handle the storm water runoff from the area. Hence flooding of water in the neighboring areas is not envisaged.
			As per the directions given in the environmental clearance issued for the proposed Multi-Product SEZ and CRZ clearance for Desalination, sea water intake, outfall facility and pipeline project, the master plan of the project was designed and being implemented without	The channel depth in all the natural streams shall be maintained to accommodate peak flood flow during the monsoon and periodical de-silting activities in the natural steams passing through the APSEZ area	APSEZ, District Administration* and Irrigation department	As and When Required	Presently there is no Desalination plant, sea water intake and outfall facility developed as part of EC & CRZ clearance of Multiproduct SEZ. The project will be designed and implemented without disturbing the natural flow of rainwater in all the seasonal streams.

S. No.	Identified environmental and social impacts for the fully developed scenario (year 2030)	Type of Impact & Magnitude 1	Environment management plans adopted or being adopted by APSEZ as per permits, clearances, applicable regulations and guidelines etc.	Additional Risk Mitigation Measures/ESMP	Responsible agency	Timeframe for implementation	Compliance
			disturbing the natural flow of rainwater in all the seasonal streams.				
1.3	Due to conservation and protection of mangroves in the designated conservation area, it has been predicted that the current mangrove footprint area would marginally increase in next 15 years due to natural growth. This will enhance the overall biodiversity in the local coastal eco-system.	Positive Impact with ecological benefits	In addition to conservation of the identified 1254 ha mangrove areas around Mundra port and SEZ, APSEZ has taken up large scale mangrove afforestation activities in an area of more than 2800 ha at various locations across the coast of Gujarat state in consultation with various organizations	APSEZ will continue mangrove afforestation as per the commitment made with concerned regulatory authority	APSEZ	Short Term	APSEZ has carried out mangrove afforestation in 2890 ha. area across the coast of Gujarat till date. No further mangrove afforestation is pending w.r.t. commitment made with concerned regulatory authority for APSEZ, Mundra project. As per study conducted by NCSCM in 2017, mangrove cover in and around APSEZ, Mundra has increased from 2094 Ha to 2340 ha (as compared between 2011 to 2017). The analysis has shown an overall growth of 246 ha. The cost for said study was INR 3.15 Cr. Further work has been assigned to NCSCM in March 2020 as part of compliance for the action plan “Monitoring of mangrove cover”. The cost of the said work is INR 23.56 Lacs.
1.4	Development		Detailed hydro-	It is recommended to	APSEZ	Continual	

S. No.	Identified environmental and social impacts for the fully developed scenario (year 2030)	Type of Impact & Magnitude 1	Environment management plans adopted or being adopted by APSEZ as per permits, clearances, applicable regulations and guidelines etc.	Additional Risk Mitigation Measures/ESMP	Responsible agency	Timeframe for implementation	Compliance
	activities along the coast might cause certain changes in hydro-dynamic characteristics along the shoreline. Shoreline of any area also can be influenced by storm surges and other natural processes.		dynamic modelling and shoreline change prediction for a fully developed APSEZ facility has been studied. The study reveals that the erosion and accretion in the study area at the end of 15th year will be within the designated criteria of ± 0.5 m/year. which reconfirms that the waterfront development activities of APSEZ would pose insignificant impact on the Mundra shoreline.	map the coastal morphology (Shoreline) at least once in three years		Process	Shoreline assessment study will be conducted in FY 2020-21.
2	**Regional Traffic Management Plan**						

S. No.	Identified environmental and social impacts for the fully developed scenario (year 2030)	Type of Impact & Magnitude 1	Environment management plans adopted or being adopted by APSEZ as per permits, clearances, applicable regulations and guidelines etc.	Additional Risk Mitigation Measures/ESMP	Responsible agency	Timeframe for implementation	Compliance
2.1	The projected traffic data as per the EIA Report of Multi-Product Special Economic Zone, the peak vehicular traffic from the port and SEZ operations (including supporting facilities and colony) could be in the order of 18,300 and 10,400 vehicles per day respectively. There could be a possible increase in traffic congestions on village-	Level-1	As per the master plan of APSEZ, eight artillery roads will be connected to either state highway or national highway for evacuating the goods from APSEZ. None of these roads are passing through settlements, thereby avoiding traffic Congestions in the respective villages. The carrying capacity of the eight artillery roads connecting APSEZ is estimated to be about 16,000	Additional road as per master plan will be built in future based on the overall progress of the project. Currently about 25% of cargo from APSEZ is transported by Rail and the same will be enhanced to 40% when the facility is fully developed in future. This will further reduce the traffic volumes on the regional road network.	APSEZ	As and When Required	Presently 42% of the total SEZ area (8434.5890 Ha) is developed. Existing road/rail/conveyer infrastructure facilities are adequate to evacuate the existing cargo. Further, APSEZ's cargo evacuation through rail / conveyer has increased to 56 %, thereby reducing the usage of road. Additional road facilities will be built as per master plan considering future development. The facilities for transportation of cargo other than road will be enhanced considering future development, which will reduce the traffic volumes on the regional road Network.

S. No.	Identified environmental and social impacts for the fully developed scenario (year 2030)	Type of Impact & Magnitude 1	Environment management plans adopted or being adopted by APSEZ as per permits, clearances, applicable regulations and guidelines etc.	Additional Risk Mitigation Measures/ESMP	Responsible agency	Timeframe for implementation	Compliance
	highway intersections and road accidents.		PCU/hr as against the envisaged peak traffic volume of 4,500 PCU/hr. Out of eight artillery roads considered in APSEZ master plan, seven roads were already developed and functional.				
			APSEZ has been imparting Driver Training Programs to all their contractors to enhance awareness on road safety.	APSEZ can undertake technical feasibility of implementing Intelligent Transport System (ITS) for the freight carriers associated with their development activities.	APSEZ & GSRDC*	Long Term	APSEZ is being imparting the regular in-house classroom and on-job training to the all drivers and employees on below topics: • Basic induction Training for drivers • ITV Driver Training • ITV Driver Induction for Supervisor • Defensive Driving • Defensive Driving & BBS • Traffic Management & Road Signage • Driving safety training • RORO Driver training • Defensive Driving & Emergency Action Plan • Drivers Responsibilities & Safe driving

S. No.	Identified environmental and social impacts for the fully developed scenario (year 2030)	Type of Impact & Magnitude 1	Environment management plans adopted or being adopted by APSEZ as per permits, clearances, applicable regulations and guidelines etc.	Additional Risk Mitigation Measures/ESMP	Responsible agency	Timeframe for implementation	Compliance
							• Emergency Rescue (Vehicle) Training Approx. 1282 Participants (On roll and contractual manpower) were benefitted from above trainings in FY 2020-21 (till the sept 2020). The same will be continued in future also. APSEZ has also implemented the Remote traffic management system (RTMS) to manage the traffic movements and capturing the violations to further improve the system. Following steps were taken by APSEZ to reduce the accidents. ✓ Installation of approx. 100 Nos. of cameras which is being operated at ISCR (Integrated security control room) to monitor & manage the traffic system in APSEZ on real time basis. ✓ Installation of 02 Nos. RTMS - Remote traffic management system (having combination of Radar + OCR camera + LED display board - showing speed limit) to recognize the over speeded vehicles, so that timely capture the same and avoid any road accidents.
3	**Water resources Management and sewage treatment & disposal Plan**						
3.1	For a fully developed APSEZ facility,	No-Impact	APSEZ is meeting the current water	As per the master plan and permissions granted under EC,	APSEZ	As and When Required	Currently there are two fresh water sources available with APSEZ. **Desalination Plant** – 47 MLD

S. No.	Identified environmental and social impacts for the fully developed scenario (year 2030)	Type of Impact & Magnitude 1	Environment management plans adopted or being adopted by APSEZ as per permits, clearances, applicable regulations and guidelines etc.	Additional Risk Mitigation Measures/ESMP	Responsible agency	Timeframe for implementation	Compliance
	water demand will be in the order of 4,30,000 m3/day (430 MLD). APSEZ will be sourcing majority of the water from the captive desalination plants, which will be developed in progressive manner.		demand through Narmada water supply scheme and 47 MLD captive desalination plant at site. Necessary water allocation from concerned authorities was obtained and the same will be renewed from time to time as per the directions of state government.	APSEZ will be developing progressively 4,50,000 m3/day (450 MLD) of desalination plants to meet the future demand. Hence stress on regional water resources due to these developmental projects will be less significant.			**Narmada water through GWIL** – 11 MLD (sanctioned capacity). Current water demand for APSEZ along with SEZ industries including Adani Power Plant is around 30 MLD. So presently, these sources are adequate to fulfill the current fresh water requirement of APSEZ. The desalination plant of additional capacities will be installed on modular basis considering future requirement of APSEZ.
3.2	Existing water demand in the Mundra taluk is estimated as 8500 m3/day (@55 lpcd) and the potable and sanitation water needs	Level-2	Adani Foundation has been contributing to various watershed development projects in the Mundra region to enhance	Adani Foundation is planning to implement the various water resource conservation programs in next ten years under various schemes.	APSEZ and CGWB*	Long Term	Water needs of APSEZ is being met through existing Desalination Plant of APSEZ and Narmada canal supplied by the GWIL which may be further enhanced on modular basis, At present Ground water is not utilized for any activities of APSEZ. However various works are being carried out by Adani Foundation continuously under Water Conservation Work to achieve water security in

S. No.	Identified environmental and social impacts for the fully developed scenario (year 2030)	Type of Impact & Magnitude 1	Environment management plans adopted or being adopted by APSEZ as per permits, clearances, applicable regulations and guidelines etc.	Additional Risk Mitigation Measures/ESMP	Responsible agency	Timeframe for implementation	Compliance
	would increase to 37,000 m3/day (@125 lpcd) in future when the area is fully grown into larger municipality due to induced economic growth. Water demand of the local communities is met through Narmada water supply system to some extent, but largely depending on the ground water in the study area. Mundra block is reported to be a safe ground block		ground water resources in the area. Adani Foundation has contributed about Rs. 300 Lakhs so far for the development of 18 check dams.				Mundra region by Adani Foundation. Following works are carried out as a part of water conservation work since April – 2018. • Under **"Sujlam Suflam Jal Abhiyan compaign"** AF Mundra had completed deepening work in **26 pond** works as pergiven target by District Collector Kutch in **19 villages**. Total excavation done **51723 Cum**. Total storage capacity created **51.72 million liters**. These works done as per government guidelines. • Under **"Partcipatory Ground Water Management"** work we have created artificial recharge borewell in Borana,Mangara & Dhrub village. • Participatory Ground Water Management in ten villages with holistic approach for **Kankavati Sandstone Aquifer Programme**. With the objective of to preserve the rain water to reduce the impact of salinity and recharge the ground water (the main source of water) to facilitate the Agricultural activities as well as for drinking water. • Drip Irrigation 823 Farmers benefitted in coordination with Gujrat Green Revolution Company • Ground recharge activities (**pond deepening work for more than 52 ponds**) individually and 26 ponds under Sujlam Suflam Jal Abhiyan leading to a significant increase in water table and higher returns to the farmers • **Roof Top Rain Water Harvesting 54 Nos.** which is having **10,000 litre** storage which is sufficient for one year drinking water purpose for 5 people family. • Recharge Bore well **75 Nos** which is best ever option to conserve ground water Drip Irrigation

S. No.	Identified environmental and social impacts for the fully developed scenario (year 2030)	Type of Impact & Magnitude 1	Environment management plans adopted or being adopted by APSEZ as per permits, clearances, applicable regulations and guidelines etc.	Additional Risk Mitigation Measures/ESMP	Responsible agency	Timeframe for implementation	Compliance
	as on date. Due to influx of people and rapid urbanization due to the economic development, there could be some stress on the ground water resources in future.						823 Farmers benefitted in coordination with Gujrat Green Revolution Company • Participatory Ground Water Management in ten villages with holistic approach for Kankavati Sandstone Aquifer Programme • As per Average Calculation more than **450 hac. area** benefitted with increased in **109 MCFT** water Quantity Adani foundation has spent approx. INR 3853.7 lakhs from April – 2018 to Sep – 2020 for CSR activities which also includes water conservation projects as mentioned above.
3.3	It is estimated that about 60,000 m3/day (60 MLD) of sewage will be generated from the APSEZ facility when the project is fully developed.	No Impact	Seven sewage treatment plants with an aggregate capacity of 3.1 MLD have already built at APSEZ. Treated sewage is utilized for greenbelt development and sewage is not discharged into either seasonal natural streams	APSEZ is permitted to develop decentralized sewage treatment plants of total 62 MLD capacities. Existing sewage treatment facilities will be augmented progressively based on the development at APSEZ in future. Similar to existing practices, treated sewage will be utilized for greenbelt development.	APSEZ	As and When Required	Current installed capacity of wastewater treatment plants is 6.1 MLD (ETP, STPs & CETP) for treatment of effluent & sewage generated at various locations. Out of 45 only 4 industries within the SEZ are sending their partially treated industrial as well as domestic effluent to the CETP confirming to CETP inlet norms for further treatment and final disposal. Other SEZ industries have their own STPs / ETPs for treatment of wastewater generated from their industrial operation and discharging the treated water on land for horticulture purpose within their premises as per specific permission granted by SPCB. APSEZ also granted permission to treat 2.5

S. No.	Identified environmental and social impacts for the fully developed scenario (year 2030)	Type of Impact & Magnitude 1	Environment management plans adopted or being adopted by APSEZ as per permits, clearances, applicable regulations and guidelines etc.	Additional Risk Mitigation Measures/ESMP	Responsible agency	Timeframe for implementation	Compliance
			or marine environment.				MLD of sewage generated from Mundra village through CETP and STP. Presently avg. 1.8 MLD of wastewater (in to ETP, STPs & CETP) is treated and being utilized on land for horticulture purpose within APSEZ premises during Apr'20 to Sep'20. Existing wastewater treatment plants are adequate to treat and handle the total effluent / sewage load considering current development. Existing wastewater treatment facilities will be augmented or new plants will be developed on modular basis considering future requirement.
4	**Air quality management Plan**						
4.1	Although all the regulated activities in the study area will be adopting promulgated emission norms, total air emission mass discharge from the study area would increase.	Level-2	APSEZ and other thermal power plants have obtained valid consent to operate and have been operating the facilities as per the emission norms stipulated in respective consent orders. APSEZ and other two	All existing and new industrial establishments will obtain requisite consents from GPCB and adhere to the stipulated emission norms regulations and guidelines issued by authorities from time to time.	APSEZ And Other Industries	Continual Process	APSEZ has been granted requisite permissions from the concerned authorities with stipulated norms for air emission (flue gas as well as ambient air). Ambient Air Quality monitoring is being carried out by NABL accredited and MoEF&CC authorized agency namely M/s. Pollucon Laboratory Pvt. Ltd. as per NAAQ standards, 2009. Stack emission monitoring is also being carried out on regular basis. Reports of the same are being submitted to the concerned authorities on regular basis. Adani power plant has installed continuous emission and air quality monitoring

<table>
<tr><th>S. No.</th><th>Identified environmental and social impacts for the fully developed scenario (year 2030)</th><th>Type of Impact & Magnitude 1</th><th>Environment management plans adopted or being adopted by APSEZ as per permits, clearances, applicable regulations and guidelines etc.</th><th>Additional Risk Mitigation Measures/ESMP</th><th>Responsible agency</th><th>Timeframe for implementation</th><th>Compliance</th></tr>
<tr><td></td><td></td><td></td><td>power plants are monitoring the ambient air quality on regular intervals as per GPCB/CPCB guidelines and the data is analyzed and presented to GPCB on monthly basis. Both the thermal power plants located within the study area have installed continuous emission and air quality monitoring instruments as per CPCB directive.</td><td></td><td></td><td></td><td>instruments as per CPCB Directive and submitting the reports also. Another power plant of CGPL is outside APSEZ area.

The AAQM summary for last six months (April'20 to Sept'20) are as below.
Locations: 17 Nos. (APSEZ – 12 + APL – 5 including 3 villages)
Frequency: Twice in a week
<table>
<tr><th>Parameter</th><th>Unit</th><th>Max</th><th>Min</th><th>Perm. Limit$</th></tr>
<tr><td>PM_{10}</td><td>µg/m³</td><td>94.51</td><td>35.34</td><td>100</td></tr>
<tr><td>$PM_{2.5}$</td><td>µg/m³</td><td>53.6</td><td>12.13</td><td>60</td></tr>
<tr><td>SO_2</td><td>µg/m³</td><td>32.54</td><td>6.18</td><td>80</td></tr>
<tr><td>NO_2</td><td>µg/m³</td><td>42.67</td><td>12.50</td><td>80</td></tr>
</table>
$ as per NAAQ standards, 2009
Values recorded confirms to the stipulated standards.

Approx. INR 8.46 Lakh is spent for environmental monitoring activities during the FY 20120-21 (till the sept 2020) which also includes ambient air quality monitoring.

Other industries located within the SEZ have obtained requisite permissions from the competent authorities for their respective plant and they also carried out environmental monitoring within their premises to comply with the permission granted. The same has</td></tr>
</table>

S. No.	Identified environmental and social impacts for the fully developed scenario (year 2030)	Type of Impact & Magnitude 1	Environment management plans adopted or being adopted by APSEZ as per permits, clearances, applicable regulations and guidelines etc.	Additional Risk Mitigation Measures/ESMP	Responsible agency	Timeframe for implementation	Compliance
							been ensured by APSEZ as well as SPCB during their regular visits. APSEZ carries out regular visits/inspections of member industries within SEZ and last visit was conducted during March & April 2019 for EMS & compliance verification. During compliance verification, it was verified that monitoring of air emission was well within the permissible standards based on analysis reports. Same will be continued in future also. The monitoring reports of industries within SEZ are also being submitted to the regulatory authorities as a part of half yearly Compliance report of EC for Multi-Product SEZ.
				A common air quality management committee may be framed under the guidance of the State Pollution Control Board and district administration to manage regional level emission inventory data that can help to manage regional level air quality management goals.	APSEZ and Other Industries, Stakeholders, District Administration and GPCB*	Long Term And Continual	APSEZ will co-operate and comply with the directions from concerned regulatory authorities for air quality management within APSEZ area. However at present, APSEZ has formed Internal Environment Monitoring Committee, involving officials from APSEZ, Adani Power Limited and other member units with following role and responsibilities:. • Identification of sources of air & noise emission and its dispersion in surrounding villages • Remedial measures to eliminate, control, reduce or capture air & noise emission • Identify available resource to abate the air and noise emission

S. No.	Identified environmental and social impacts for the fully developed scenario (year 2030)	Type of Impact & Magnitude 1	Environment management plans adopted or being adopted by APSEZ as per permits, clearances, applicable regulations and guidelines etc.	Additional Risk Mitigation Measures/ESMP	Responsible agency	Timeframe for implementation	Compliance
							• Required additional resources for control of air and noise emission • Drinking water and its testing of all the available fresh water sources in surrounding villages • Identify any surrounding villages affected by organization's improper waste disposal mechanism. Last committee meeting was conducted on dated 29th Sept 2020, and below were the point of discussion for way forward. • Maintain the existing practice to control the emission in terms of Air, Water and Noise. • Ensure for proper covering of trucks / vehicles carrying coal / cargo to reduce spillages on road • Carry out study about impact on ground water quality due to continuous extraction or any other factors. • Inclusion of Ambient Air Quality and Noise Monitoring station covering surrounding villages by APSEZ considering further development and statutory clearances. Minutes of meeting is attached as **Annexure-A.** APSEZ and all the industries within SEZ are in compliance to NAAQS and same is being ensured by APSEZ. The monitoring reports of industries within SEZ are being submitted to

S. No.	Identified environmental and social impacts for the fully developed scenario (year 2030)	Type of Impact & Magnitude 1	Environment management plans adopted or being adopted by APSEZ as per permits, clearances, applicable regulations and guidelines etc.	Additional Risk Mitigation Measures/ESMP	Responsible agency	Timeframe for implementation	Compliance
							the regulatory authorities as part of half yearly Compliance report of EC for Multi-Product SEZ.
4.2	Release of particulate emissions from handling and storage of coal at the port and power plants would influence PM10 and PM2.5 concentration in the background air. This could pose some health impacts such as asthma and COPD etc. among the local communities.	Health Impact	APSEZ has been implementing the following management plan to control emissions as per the applicable regulations and similar practices will be adopted in future: Entire bulk material handling facilities are mechanized. Regular water sprinkling on road and other open areas, regular cleaning of roads, dry fog dust suppression systems (DSS)	All industries located in the APSEZ shall adhere to the emissions norms and minimum stack height guidelines issued by CPCB and consent to operate issued by Gujarat Pollution Control Board from time to time.	APSEZ and Other Industries	Continual Process	Following safeguard measures are taken by APSEZ for abatement of dust emissions. • Adequate stack heights to the Boilers, D.G. Sets, TFHs & HWGs for proper dispersion of pollutants within APSEZ • Using of liquid & Gaseous fuels instead of solid fuels in Boilers, Thermic fluid heaters and hot water generators. • Regular sprinkling on road and other open area • Regular cleaning of roads • Dry fog Dust Suppression System (DSS) in hopper, transfer towers and conveyor belts • Use of water mist canon • Closed type conveyor belts • Regular sprinkling on coal heaps • Covering other types of dry bulk cargo heaps • Installation of wind breaking wall • Development of greenbelt along the periphery of the storage yards/back up area • Mechanized handling system for coal and other dry bulk cargo • Wagon loading and truck loading through closed silo

<table>
<tr><th>S. No.</th><th>Identified environmental and social impacts for the fully developed scenario (year 2030)</th><th>Type of Impact & Magnitude 1</th><th>Environment management plans adopted or being adopted by APSEZ as per permits, clearances, applicable regulations and guidelines etc.</th><th>Additional Risk Mitigation Measures/ESMP</th><th>Responsible agency</th><th>Timeframe for implementation</th><th>Compliance</th></tr>
<tr><td></td><td></td><td></td><td>in hoppers, transfer towers and conveyor belts, use of water mist canon, covered conveyor belts, regular sprinkling on coal heaps,</td><td></td><td></td><td></td><td>Adequate air pollution control measures like ESPs, FGDs, Bag Filters, etc. and adequate stack heights provisions are implemented within the thermal power plant.

The stack monitoring summary for last six months (April'20 to Sept'20) are as below.
Total Nos. of Stacks: 22 Nos.
Frequency: Monthly / Half Yearly
<table>
<tr><th>Parameter</th><th>Unit</th><th>GPCB Limit</th><th>Min</th><th>Max</th></tr>
<tr><td>PM</td><td>mg/nm^3</td><td>150</td><td>13.8</td><td>34.5</td></tr>
<tr><td>SO_2</td><td>Ppm</td><td>100</td><td>3.3</td><td>8.7</td></tr>
<tr><td>NO_x</td><td>ppm</td><td>50</td><td>26.7</td><td>39.8</td></tr>
</table>
Values recorded confirms to the stipulated standards.

Approx. INR 8.46 Lakh is spent for environmental monitoring activities during the FY 2020-21 (till the sept 2020) which also includes stack monitoring.

All other industries located within SEZ are adhere to provide adequate stack height and pollution control measures for proper dispersion of pollutants as per respective permissions granted by the board. The same is being inspected and ensured by APSEZ as well as SPCB officials on regular basis.</td></tr>
<tr><td></td><td></td><td></td><td>covering of other types of</td><td></td><td></td><td></td><td>As mentioned above, presently, APSEZ has formed Internal Environment Monitoring</td></tr>
</table>

S. No.	Identified environmental and social impacts for the fully developed scenario (year 2030)	Type of Impact & Magnitude 1	Environment management plans adopted or being adopted by APSEZ as per permits, clearances, applicable regulations and guidelines etc.	Additional Risk Mitigation Measures/ESMP	Responsible agency	Timeframe for implementation	Compliance
			dry bulk cargo heaps by protective materials, installation of wind breaking wall, development of greenbelt along the periphery of the storage yards/back up area and mechanized handling system for coal and other dry bulk cargo and Wagon loading and truck loading through closed silo. Both thermal power plants in the study area have installed electrostatic precipitators on the boilers and are meeting the emission norms	An internal Coal Dust Management Working Group shall be formed by APSEZ to effectively co-ordinate the approach to coal dust management and monitoring	APSEZ and Other Industries, Concerned Stake holders, District Administration*	Long Term	Committee, involving Officials of APSEZ, Adani Power Limited & other member units, with specific role and responsibilities as defined above. The dry cargo is being handled by mechanized system and transported by covered conveyer system, trucks and rail wagons. Wind breaking wall is provided around the coal storage yards of APSEZ as well as Adani Power Plant. Adequate air pollution control measures like ESPs, FGDs, Bag Filters, etc. and adequate stack heights provisions within the thermal power plant for proper dispersion of pollutants. Green belt / plantation is provided around the periphery of dry cargo storage area and regular water sprinkling is also being done to abate the dust emission from coal hips. Last committee meeting was conducted on dated 29th Sept 2020, and below were the point of discussion for way forward. • Maintain the existing practice to control the emission in terms of Air, Water and Noise. • Ensure for proper covering of trucks / vehicles carrying coal / cargo to reduce spillages on road

S. No.	Identified environmental and social impacts for the fully developed scenario (year 2030)	Type of Impact & Magnitude 1	Environment management plans adopted or being adopted by APSEZ as per permits, clearances, applicable regulations and guidelines etc.	Additional Risk Mitigation Measures/ESMP	Responsible agency	Timeframe for implementation	Compliance
			as per the respective ECs granted. Due to installation of tall stacks as per CPCB guidelines and EC conditions, the relative air pollution impacts due to release of emissions from two power plants is insignificant.				• Carry out study about impact on ground water quality due to continuous extraction or any other factors. • Inclusion of Ambient Air Quality and Noise Monitoring station covering surrounding villages by APSEZ considering further development and statutory clearances. Minutes of meeting is attached as **Annexure-A.**
4.3	Ships are one of the significant sources of SO2 and NOX emissions in the study area. Marine diesel engines on the ships often utilize fuel oils that might contain higher sulphur content. As	Level-2	A Standard Operating Procedure (SOP) has be developed to be included as a part of APSEZ environment management plan to verify that all ships	The current global limit for Sulphur content of ships fuel oil is 3.5 % m/m (mass by mass). According to MARPOL, the new global cap on sulphur in the marine vessel fuels will be 0.50% m/m by the 1st January 2025. APSEZ should explore the possibility of providing shore power	APSEZ and Ship Owners	Long Term	The ships coming to the APSEZ is complying with MARPOL and other shipping rules and regulations. APSEZ has already started providing shore power supply to the tugs (11 Nos.), dredgers (2 Nos.) and barges (1 No.). The feasibility of shore power will be explored and implemented on large scale for the visiting vessels to reduce idling stage ship emissions.

S. No.	Identified environmental and social impacts for the fully developed scenario (year 2030)	Type of Impact & Magnitude 1	Environment management plans adopted or being adopted by APSEZ as per permits, clearances, applicable regulations and guidelines etc.	Additional Risk Mitigation Measures/ESMP	Responsible agency	Timeframe for implementation	Compliance
	per the international best practices, these marine diesel engines are designed to meet MARPOL regulations with NOX emissions less than 14.4 gram/Kwhr of engine. Due to lower stack heights of the marine diesel engine, ship emissions often gets dispersed in the local environment and might pose risk of fumigation during the early morning and evening hours due to		anchored at the port are adopting the MARPOL4 regulations.	to the ships at the port to reduce idling stage ship emissions.			

S. No.	Identified environmental and social impacts for the fully developed scenario (year 2030)	Type of Impact & Magnitude 1	Environment management plans adopted or being adopted by APSEZ as per permits, clearances, applicable regulations and guidelines etc.	Additional Risk Mitigation Measures/ESMP	Responsible agency	Timeframe for implementation	Compliance
	atmospheric inversion break-up periods.						
4.4	Road vehicle emissions will be other major contributors to the air pollution in the region when the facility is fully developed.	Level-2	Not Applicable	Due to implementation of Bharat VI fuels (MoEF&CC)6 in near future the vehicular and diesel engine emissions will be reduced by about 50% from the current national levels. APSEZ should develop a robust contractor environmental policy to ensure that Bharat Stage VI emission norms are adopted by all their contractors and sub-contractors.	APSEZ and All Industries	Short Term	Presently, cargo evacuation through rail & conveyer has increased to 56 %, thereby reducing the usage of road. Vehicles having valid PUC certificate are only being allowed to enter within APSEZ area. In future, APSEZ will also explore the feasibility of using Electric Vehicles for internal cargo movement.
5	**Noise emissions**						
	Noise emissions are envisaged from port operations,		Due to adoption of various mechanized operations at the waterfront development,	APSEZ, all the tenant industries and facilities within APSEZ are required to undertake noise monitoring at their facilities to	APSEZ	Continual	Below Safeguard measures are already taken for abatement of noise emissions. • Development of greenbelt along the periphery of the operational area. • D.G. Sets having Acoustic enclosures. • Maintenance of plant machineries and equipments on regular frequency.

<table>
<tr><th>S. No.</th><th>Identified environmental and social impacts for the fully developed scenario (year 2030)</th><th>Type of Impact & Magnitude 1</th><th>Environment management plans adopted or being adopted by APSEZ as per permits, clearances, applicable regulations and guidelines etc.</th><th>Additional Risk Mitigation Measures/ESMP</th><th>Responsible agency</th><th>Timeframe for implementation</th><th>Compliance</th></tr>
<tr><td>5.1</td><td>industrial operations and power plants in the study area. Any increase in noise levels beyond three decibels from the background levels would be perceived as noise nuisance (USEPA)7.</td><td>Level-1</td><td>the noise emissions from the port cargo handling will be minimal. An adequate greenbelt is being developed by APSEZ to further reduce any residual impacts due to noise emissions from the facility.
Periodic noise level monitoring programs were adopted by APSEZ.
Predicted noise levels were found to be well within the designated noise standards for Industrial facilities.</td><td>demonstrate the compliance with the Noise level standards. Continuous noise recording units can be installed by APSEZ at facility boundary to address the community grievances, when ever required. To assess the overall site wide compliance and also to address any community grievances related to noise issues due to operation of APSEZ facilities.</td><td></td><td>Process</td><td>Noise monitoring is being carried out by NABL accredited and MoEF&CC authorized agency namely M/s. Pollucon Laboratory Pvt. Ltd. as per permission granted and reports are being submitted to the concerned authorities on regular basis.

The noise monitoring summary for last six months (April'20 to Sept'20) are as below.

Locations: 12 Nos.
Frequency: Once in a month (24 hourly)
<table>
<tr><th>Noise</th><th>Unit</th><th>Max</th><th>Min</th><th>Perm. Limit$</th></tr>
<tr><td>Day Time</td><td>dB(A)</td><td>74.1</td><td>54.3</td><td>75</td></tr>
<tr><td>Night Time</td><td>dB(A)</td><td>69.8</td><td>50.4</td><td>70</td></tr>
</table>
$ as per GPCB standards

Approx. INR 8.46 Lakh is spent for environmental monitoring activities during the FY 2020-21 (till the sept 2020) which includes noise monitoring.

All the results are well within the standards. From this it can be inferred that there no impacts on the surrounding community.

All other industries located in the APSEZ are adhere to monitor and control the ambient</td></tr>
</table>

S. No.	Identified environmental and social impacts for the fully developed scenario (year 2030)	Type of Impact & Magnitude 1	Environment management plans adopted or being adopted by APSEZ as per permits, clearances, applicable regulations and guidelines etc.	Additional Risk Mitigation Measures/ESMP	Responsible agency	Timeframe for implementation	Compliance
							noise level as per permission granted by SPCB and same is being confirmed by APSEZ as well as SPCB on regular basis. Further, till date APSEZ has not received any grievances/notice for noise issues from any of the stakeholders.
				In order to address the public grievances related to noise from the facility, an internal Noise Management Committee can be formed by APSEZ to investigate the root cause and to develop and implement noise mitigation plans in the specific zones.	APSEZ	Continual Process	As mentioned above, presently, APSEZ has formed Internal Environment Monitoring Committee, involving Officials of APSEZ, Adani Power Limited & other member units, having role and responsibilities as defined above. Last committee meeting was conducted on dated 29th Sept 2020, and below were the point of discussion for way forward. • Maintain the existing practice to control the emission in terms of Air, Water and Noise. • Ensure for proper covering of trucks / vehicles carrying coal / cargo to reduce spillages on road • Carry out study about impact on ground water quality due to continuous extraction or any other factors. • Inclusion of Ambient Air Quality and Noise Monitoring station covering surrounding villages by APSEZ considering further development and statutory clearances. Minutes of meeting is attached as **Annexure-A.**

S. No.	Identified environmental and social impacts for the fully developed scenario (year 2030)	Type of Impact & Magnitude 1	Environment management plans adopted or being adopted by APSEZ as per permits, clearances, applicable regulations and guidelines etc.	Additional Risk Mitigation Measures/ESMP	Responsible agency	Timeframe for implementation	Compliance
							No grievance received for noise related issues and it is observed that ambient noise level are well within the permissible standards.
6	**Surface water quality (Terrestrial and Marine)**						
6.1	In general, release of untreated wastewater from industrial facilities would pose threat to water quality of streams, estuaries and marine water bodies.	Level -1	As per the master plan of APSEZ, 67 MLD of wastewater is expected to be generated from the fully developed project scenario, for which necessary permissions to set up decentralized CETPs of various capacities are already obtained. Presently a CETP capacity of 2.5 MLD is in place. Presently member units treat their effluents to	As per the master plan of APSEZ, the existing CETP shall be augmented to 67 MLD in progressive manner based on the future demand. The facility should limit the marine discharge of treated industrial wastewater to 16 MLD as per the permits. Remaining treated wastewater shall be utilized for horticulture purpose.	APSEZ	As and When Required	APSEZ has installed Common Effluent Treatment Plant (CETP) having 2.5 MLD capacities for treatment of partially treated effluent and sewage generated from industries within SEZ. Currently, CETP receives 571 KLD hydraulic load and considering the current development scenario, existing CETP is adequate to treat and handle the total effluent load coming from industries within SEZ. Out of 45 only 4 industries within SEZ are sending their partially treated industrial as well as domestic effluent to the CETP confirming CETP inlet norms for further treatment and final disposal. Other industries within SEZ have their own STPs / ETPs for treatment of wastewater generated from their industrial operation and discharging the treated water on land for horticulture purpose within their premises as per permission granted by SPCB. The capacities of CETP will be enhanced on modular basis as per future requirement. Presently avg. 1.8 MLD (from CETP, ETP &

S. No.	Identified environmental and social impacts for the fully developed scenario (year 2030)	Type of Impact & Magnitude 1	Environment management plans adopted or being adopted by APSEZ as per permits, clearances, applicable regulations and guidelines etc.	Additional Risk Mitigation Measures/ESMP	Responsible agency	Timeframe for implementation	Compliance
			meet the CETP inlet norms and then send it to CETP. Treated wastewater from CETP meets the stipulated discharge norms for utilization for greenbelt development within the APSEZ areas.				STPs) of treated water is being utilized on land for horticulture purpose within APSEZ premises and no discharge is made to any other source.
			Online wastewater quality monitoring systems are installed at CETP to ensure quality of treated effluent meets the requisite discharge norms. No wastewater from CETP is discharged into	Efforts shall be made to recycle complete treated wastewater for port operations and industrial operations of APSEZ in future based on a detailed techno- economic feasibility study.	APSEZ	Based on outcome Techno-feasibility Study	Online continuous effluent monitoring system installed at the discharge point of CETP to track any deviation from discharge norms. Presently entire quantity of treated water from CETP is used for gardening / horticulture purpose within APSEZ premises.

S. No.	Identified environmental and social impacts for the fully developed scenario (year 2030)	Type of Impact & Magnitude 1	Environment management plans adopted or being adopted by APSEZ as per permits, clearances, applicable regulations and guidelines etc.	Additional Risk Mitigation Measures/ESMP	Responsible agency	Timeframe for implementation	Compliance
			natural bodies as on date..				
			Runoff during monsoon from coal storage yards is collected in sedimentation ponds (dump pond) to remove any residual dust particulates for further disposal into sea	Storm water runoff from the facility during the first rain shall be sampled and analyzed for the presence of heavy metals or other criteria pollutants to adopt corrective and preventive actions to protect the marine water quality. All red and hazard category industry within APSEZ shall adopt spill prevention and control program and no effluents shall be discharged into storm water-drains.	APSEZ	Continual	There are provision of drains around coal stack yard to carry to runoff water to dump ponds. This water is either used for dust suppression or after sedimentation (to remove residual dust), is allowed disposal to sea. Presently Marine monitoring is being carried out once in a month by NABL and MoEF&CC accredited agency namely M/s. Pollucon Laboratory Pvt. Ltd. The analysis reports of the same are being submitted to the concerned authorities on regular basis. The marine water quality monitoring summary for last six months (April'20 to Sept'20) is as per below. Locations: 14 Nos. (APSEZ – 9 + APL – 5) Frequency: Once in a Month

<table>
<tr><th>S. No.</th><th>Identified environmental and social impacts for the fully developed scenario (year 2030)</th><th>Type of Impact & Magnitude 1</th><th>Environment management plans adopted or being adopted by APSEZ as per permits, clearances, applicable regulations and guidelines etc.</th><th>Additional Risk Mitigation Measures/ESMP</th><th>Responsible agency</th><th>Timeframe for implementation</th><th>Compliance</th></tr>
<tr><td></td><td></td><td></td><td></td><td></td><td></td><td></td><td>
<table>
<tr><th rowspan="2">Parameter</th><th rowspan="2">Unit</th><th colspan="2">Surface</th><th colspan="2">Bottom</th></tr>
<tr><th>Max</th><th>Min</th><th>Max</th><th>Min</th></tr>
<tr><td>pH</td><td>--</td><td>8.29</td><td>7.74</td><td>8.25</td><td>7.73</td></tr>
<tr><td>TSS</td><td>mg/L</td><td>245</td><td>16</td><td>270</td><td>6.2</td></tr>
<tr><td>BOD (3 Days @ 27 °C)</td><td>mg/L</td><td>5.6</td><td>3.2</td><td>6.2</td><td>4.2</td></tr>
<tr><td>DO</td><td>mg/L</td><td>6.2</td><td>5.4</td><td>5.9</td><td>4.9</td></tr>
<tr><td>Salinity</td><td>ppt</td><td>36.8</td><td>34.2</td><td>37.1</td><td>34.1</td></tr>
<tr><td>TDS</td><td>mg/L</td><td>38280</td><td>36570</td><td>38554</td><td>36724</td></tr>
</table>
*ND = Not Detectable

Approx. INR 8.46 Lakh is spent for environmental monitoring activities during the FY 2020-21 (till the sept 2020) which includes marine water monitoring.</td></tr>
<tr><td></td><td></td><td></td><td>Detailed marine hydrodynamic modelling studies revealed that the current and proposed dredged soil disposal practices, sea water intake and outfall facilities and desalination plant outfall etc have shown insignificant</td><td>Good dredging practices shall be adopted by APSEZ: (i).Improving the dredging accuracy (ii).Improving onboard automation and monitoring, (iii). Reduce spill and loss, (iv). evaluating the need for installing silt screens near mangrove areas during the dredging phase operations, (v). Environment friendly dredging activities can</td><td>APSEZ</td><td>Long Term</td><td>No capital dredging has been done, since Apr 2015. Dredged material generated during maintenance dredging is being disposed at designated locations within deep sea as identified by NIO.

Dredging Management plan is adopted for carrying out dredging and management of dredge material. Presently there are 3 nos. (2 Nos. Cutter suction + 1 No. Trailer suction) of dredgers are in operation for dredging.

Marine monitoring is being carried out once in a month by NABL and MoEF&CC accredited agency namely M/s. Pollucon Laboratory Pvt. Ltd. The analysis reports of the same are being submitted to the concerned authorities on</td></tr>
</table>

S. No.	Identified environmental and social impacts for the fully developed scenario (year 2030)	Type of Impact & Magnitude 1	Environment management plans adopted or being adopted by APSEZ as per permits, clearances, applicable regulations and guidelines etc.	Additional Risk Mitigation Measures/ESMP	Responsible agency	Timeframe for implementation	Compliance
			impact on the marine eco-system. As part of the comprehensive environmental monitoring program, APSEZ has been adopting marine water and sediment quality monitoring on monthly basis.	be undertaken in such a way that the overall turbidity levels near the mangrove and ecologically sensitive zones shall not exceed 100 NTU or 200 mg/l of TSS (10% lethal level of fish) Existing marine monitoring program shall be continued as per the directions of MoEF&CC and GPCB.			regular basis. Summary of marine water for the last six months is as mentioned above. The same practice will be continued in future also as per direction by MoEF&CC as well as GPCB. Monitoring will be focused near ecological sensitive area in case of need to carryout capital dragging near such areas.
7	**Groundwater quality and salinity ingress**						
7.1	While Mundra block is enjoying safe ground water status as on date (based on the data published by CGWB), due to induced economic and population growth, use of ground	Level-2	APSEZ is not utilizing ground water for any type of use. APSEZ is meeting the current water demand through Narmada water supply scheme and 47 MLD captive desalination plant at site.	A dedicated desalination plant of capacity 4,50,000 m3/day (450 MLD) will be developed in progressive manner to meet the APSEZ requirements.	APSEZ	As and When Required	Present source of water for various project activities is desalination plant of APSEZ and/or Narmada water through Gujarat Water Infrastructure Limited and same is sufficient to meet the present water demand. APSEZ does not draw any ground water. The desalination plant of additional capacities will be installed on modular basis considering future development and requirement.

S. No.	Identified environmental and social impacts for the fully developed scenario (year 2030)	Type of Impact & Magnitude 1	Environment management plans adopted or being adopted by APSEZ as per permits, clearances, applicable regulations and guidelines etc.	Additional Risk Mitigation Measures/ESMP	Responsible agency	Timeframe for implementation	Compliance
	water resources by the local people might increase in Mundra region. This might increase the TDS and chloride levels in the ground water in future.						
7.2	Due to induced growth in the region, pressure on the available ground water source would increase and this could pose some threat to salinity ingress.	Level-2	Ground water is not drawn by APSEZ for its operations. Natural streams (seasonal rivers) passing through the APSEZ area will not be disturbed, the micro-watershed in the area will not be disturbed. Due to the above reasons,	The Govt. of Gujarat, Narmada, Water Resources, Water Supply & Kalpsar Dept.,(WRD)12 has bee n implementing various salinity ingress prevention projects	District Administratio n*	Long Term	APSEZ will co-operate and comply with the directions from concerned regulatory authorities. APSEZ does not draw any ground water for the fresh water requirement.

S. No.	Identified environmental and social impacts for the fully developed scenario (year 2030)	Type of Impact & Magnitude 1	Environment management plans adopted or being adopted by APSEZ as per permits, clearances, applicable regulations and guidelines etc.	Additional Risk Mitigation Measures/ESMP	Responsible agency	Timeframe for implementation	Compliance
			the possibility of salinity ingress due to APSEZ development is not envisaged. Mundra and Anjar blocks fall under fresh water to medium salinity zones. It can be observed that little variation was observed in the ground water salinity levels from year 2013 to 2016 across the Mundra and Anjar blocks. This aspect confirms that the overall salinity ingress from the shore into the land due to existing APSEZ facilities and power				

<table>
<tr><th>S. No.</th><th>Identified environmental and social impacts for the fully developed scenario (year 2030)</th><th>Type of Impact & Magnitude 1</th><th>Environment management plans adopted or being adopted by APSEZ as per permits, clearances, applicable regulations and guidelines etc.</th><th>Additional Risk Mitigation Measures/ESMP</th><th>Responsible agency</th><th>Timeframe for implementation</th><th>Compliance</th></tr>
<tr><td></td><td></td><td></td><td>plant outfalls are less significant.</td><td></td><td></td><td></td><td></td></tr>
<tr><td></td><td></td><td></td><td></td><td>While the individual industries in the study area will continue to undertake ground water quality monitoring as per the environmental clearances issued for the respective projects, a regional level ground water conservation action committee can be formed under the guidance of state ground water board and district Administration.</td><td>All Concerned Stakeholders, District Administration and CGWB*</td><td>Continual Process</td><td>APSEZ (8 Locations – half yearly) & Adani Power Ltd. (5 Locations – quarterly) is carrying out is carrying out ground water sampling and reports of the same are being submitted to the regulatory authorities on regular basis.

The summary of APSEZ ground water quality monitoring for last six months (April'20 to Sept'20) are as below.
<table>
<tr><th>Sr. No.</th><th>Parameter</th><th>Unit</th><th>Min</th><th>Max</th></tr>
<tr><td>1</td><td>pH</td><td>--</td><td>7.10</td><td>8.31</td></tr>
<tr><td>2</td><td>Salinity</td><td>ppt</td><td>2.10</td><td>21.00</td></tr>
<tr><td>3</td><td>Oil & Grease</td><td>mg/L</td><td>0.00</td><td>0.00</td></tr>
<tr><td>4</td><td>Hydrocarbon</td><td>mg/L</td><td>0.00</td><td>0.00</td></tr>
<tr><td>5</td><td>Lead as Pb</td><td>mg/L</td><td>0.03</td><td>0.36</td></tr>
<tr><td>6</td><td>Arsenic as As</td><td>mg/L</td><td>0.00</td><td>0.00</td></tr>
<tr><td>7</td><td>Nickel as Ni</td><td>mg/L</td><td>0.00</td><td>0.00</td></tr>
<tr><td>8</td><td>Total Chromium as Cr</td><td>mg/L</td><td>0.02</td><td>0.06</td></tr>
<tr><td>9</td><td>Cadmium as Cd</td><td>mg/L</td><td>0.03</td><td>0.03</td></tr>
<tr><td>10</td><td>Mercury as Hg</td><td>mg/L</td><td>0.00</td><td>0.00</td></tr>
<tr><td>11</td><td>Zinc as Zn</td><td>mg/L</td><td>0.09</td><td>0.65</td></tr>
<tr><td>12</td><td>Copper as Cu</td><td>mg/L</td><td>0.00</td><td>0.00</td></tr>
<tr><td>13</td><td>Iron as Fe</td><td>mg/L</td><td>0.11</td><td>4.85</td></tr>
</table></td></tr>
</table>

<table>
<tr><th>S. No.</th><th>Identified environmental and social impacts for the fully developed scenario (year 2030)</th><th>Type of Impact & Magnitude 1</th><th>Environment management plans adopted or being adopted by APSEZ as per permits, clearances, applicable regulations and guidelines etc.</th><th>Additional Risk Mitigation Measures/ESMP</th><th>Responsible agency</th><th>Timeframe for implementation</th><th>Compliance</th></tr>
<tr><td></td><td></td><td></td><td></td><td></td><td></td><td></td><td>
<table>
<tr><td>14</td><td>Insecticides/Pesticides</td><td>mg/L</td><td>0.00</td><td>0.00</td></tr>
<tr><td>15</td><td>Depth of Water Level from Ground Level</td><td>meter</td><td>1.75</td><td>2.50</td></tr>
</table>
* ND – Not Detectable
Approx. INR 8.46 Lakh is spent for environmental monitoring activities during the FY 2020-21 (till the sept 2020), which includes ground water monitoring.

The fresh water requirement of all the industries within SEZ are being satisfied through APSEZ. All the industries are encouraged to monitor ground water quality as per the permissions granted by competent authorities.

As mentioned above, presently, APSEZ has formed Internal Environment Monitoring Committee, involving Officials of APSEZ, Adani Power Limited and other member units, having role and responsibilities as defined above.

APSEZ will co-operate and comply with the directions from concerned regulatory authorities for ground water management.
</td></tr>
<tr><td>8</td><td colspan="6">Waste Management</td><td></td></tr>
<tr><td></td><td>Solid waste will be generated</td><td></td><td>APSEZ has been adopting Zero waste</td><td>APSEZ will continue to adopt Zero Waste Initiative and wastes</td><td></td><td></td><td>Presently APSEZ has implemented Zero waste Initiatives as per 5R (Reduce, Reuse, Recycle, Recover & Reprocess) principles of waste</td></tr>
</table>

S. No.	Identified environmental and social impacts for the fully developed scenario (year 2030)	Type of Impact & Magnitude 1	Environment management plans adopted or being adopted by APSEZ as per permits, clearances, applicable regulations and guidelines etc.	Additional Risk Mitigation Measures/ESMP	Responsible agency	Timeframe for implementation	Compliance
8.1	from industrial activities of APSEZ and other permitted facilities in the study area including Mundra town. These wastes would contain recyclable material, construction debris, organic waste, inert material and e-waste etc. In the absence of any organized source segregation programs and material recycling strategies and infrastructure facilities, these wastes	Level-2	Initiatives and the entire waste generated from existing operations is segregated and disposed to recycling vendors, thereby APSEZ has achieved zero landfill status as on date.	will be segregated at source and disposed to various recycling vendors, co-processing in cement plants. This initiative helps not only to reduce the waste to landfill significantly, but also to recycle the materials there by avoiding ecological impacts.	APSEZ	Continual Process	management. At present, APSEZ has developed material recovery facility for 6.0 TPD capacities. A well-established system for segregation of dry & wet waste is in place. All wet waste (Organic waste) is being segregated & utilized for compost manufacturing and/or biogas generation for cooking purpose. The compost is further used by in house horticulture team for greenbelt development. Whereas dry recyclable waste is being sorted in various categories. Presently manual sorting is being done for sorting of different types of solid waste. Segregated recyclable materials such as Paper, Plastic, Cardboard, PET Bottles, Glass etc. are then sent to respective recycling units, whereas remaining non-recyclable waste is bailed and sent to cement plants for Co-processing as RDF (Refused Derived Fuel). The same practice will be continued in future also. APSEZ has also been recognized for Zero Waste to Landfill certification from reputed organization. Copy of certificate has been submitted in earlier EC compliance report (Oct 19 to March 20). APSEZ will continue proper solid waste management in his operational area.

S. No.	Identified environmental and social impacts for the fully developed scenario (year 2030)	Type of Impact & Magnitude 1	Environment management plans adopted or being adopted by APSEZ as per permits, clearances, applicable regulations and guidelines etc.	Additional Risk Mitigation Measures/ESMP	Responsible agency	Timeframe for implementation	Compliance
	will enter into environment and would pose long term health impacts.						
8.2	Considering an average solid waste generation of 0.25 Kg/person/day, the estimated solid waste from facilities within APSEZ will be in the order of 100 TPD (36,500 TPA).	Level-2	APSEZ has made a provision for central waste management facilities within the existing site based on the future needs. As part of the Zero Waste Initiatives, no landfill facilities will be installed at APSEZ.	The existing waste segregation and material recycling facilities will be augmented to dispose safely the wastes generated from APSEZ areas. Solid Waste Management Program shall be adopted and implemented as per Municipal Solid Waste Management Rules 2016 and Construction Waste Management Rules 2016	APSEZ	Continual Process	
8.3	About 35 TPD (13,000 TPA) of solid waste would be generated from the proposed	Level-2	As per the MSW Rules 2016 all the industrial facilities and SEZs are required to adopt waste	Solid Waste Management Program shall be adopted and implemented as per Municipal Solid Waste Management Rules 2016 and Construction Waste	All Industries	Continual Process	

S. No.	Identified environmental and social impacts for the fully developed scenario (year 2030)	Type of Impact & Magnitude 1	Environment management plans adopted or being adopted by APSEZ as per permits, clearances, applicable regulations and guidelines etc.	Additional Risk Mitigation Measures/ESMP	Responsible agency	Timeframe for implementation	Compliance
	industrial areas located outside the APSEZ area.		segregation facilities at the respective properties and non-recyclable waste shall be disposed to landfill sites.	Management Rules 2016			Industries located within the SEZ area are also complying with the waste management rules stipulated by statutory authorities and same is also being confirmed by APSEZ as well SPCB on regular basis.
9	**Ecological aspects (terrestrial and marine)**						
9.1	About 1576 ha of shrub forest land contiguous to APSEZ area is applied for land diversion for various developmental activities. This might have certain level of changes in the biodiversity in	Level -1	It is noted that the designated forest land is free from any native vegetation and comprises of Prosopis juliflora. It is also noted that no endangered species are present at the shrub forests that are applied for land diversion.	APSEZ has approached concerned authorities for diversion of designated forest land. Suitable compensatory afforestation plan shall be adopted based on the recommendations and directions of the concerned authorities. Due to adoption of compensatory afforestation program through a scientific manner, the overall ecological footprint in the district will be	APSEZ/State Forest Department*	Long Term	Stage – 1 forest Clearance for about 1576.81 Ha Forest land has been obtained. Presently APSEZ is in the process of compliance to the stage – 1 Forest Clearance conditions, for further submitting to Govt. authorities for issuance of Stage-2 Forest Clearance.

S. No.	Identified environmental and social impacts for the fully developed scenario (year 2030)	Type of Impact & Magnitude 1	Environment management plans adopted or being adopted by APSEZ as per permits, clearances, applicable regulations and guidelines etc.	Additional Risk Mitigation Measures/ESMP	Responsible agency	Timeframe for implementation	Compliance
	the study area.		It is also noted that no forest produce is reported from this designated forest land parcel due to lack of economic importance of plant species reported in the shrub forest. It is also noted that no tribal lands are located in the designated forest land parcel. Hence there will not be any change in biodiversity due to the proposed diversion.	increased. Due to plantation of native tree species as part of greenbelt development, the overall biodiversity of the region will increase considerably when the project is fully developed.			
	Mangrove conservation		No development activities will be undertaken	Mangrove footprint			As per study conducted by NCSCM in 2017, mangrove cover in and around APSEZ, Mundra has increased from 2094 Ha to 2340 ha (as compared between 2011 to 2017). The analysis

S. No.	Identified environmental and social impacts for the fully developed scenario (year 2030)	Type of Impact & Magnitude 1	Environment management plans adopted or being adopted by APSEZ as per permits, clearances, applicable regulations and guidelines etc.	Additional Risk Mitigation Measures/ESMP	Responsible agency	Timeframe for implementation	Compliance
9.2	areas are located adjacent to the APSEZ area. Accidental discharges of industrial effluents into the marine environment would pose certain ecological risk.	Level -1	within mangrove conservation areas. APSEZ has taken up large scale mangrove afforestation activities in an area of more than 2800 ha at various locations across the coast of Gujarat state in consultation with various organizations The Adani Foundation introduced 'Mangrove Nursery Development and Plantation' scheme in the area as an alternative income generating	and health status shall be monitored annually	APSEZ	Continual Process	has shown an overall growth of 246 ha. The cost for said study was INR 3.15 Cr Further work has been assigned to NCSCM in March 2020 as part of compliance for the action plan "Monitoring of mangrove cover". The cost of the said work is INR 23.56 Lacs. Other than this, Bio diversity Project has been developed by Adani Foundation with three spices Rhizophora Mucronata ,Ceripos Tagal, Ceriops Decandra with good growth at Luni Bandar. Mangrove plantation done at Luni sea coast with fisher folk community during World Environment Day Celebration. Web talk show was organized on the occasion of "World Mangrove days On Multi species Mangrove bio diversity with Joint effort of GUIDE and Adani Foundation, Mundra.

S. No.	Identified environmental and social impacts for the fully developed scenario (year 2030)	Type of Impact & Magnitude 1	Environment management plans adopted or being adopted by APSEZ as per permits, clearances, applicable regulations and guidelines etc.	Additional Risk Mitigation Measures/ESMP	Responsible agency	Timeframe for implementation	Compliance
			activity for the people of the region.				
9.3	Outfall from the thermal power plants desalination and CETP would pose certain level of impact on the marine environment.	Level-1	A detailed marine hydro-dynamic and dispersion modelling of the study area indicates that the background temperature and salinity at mangrove conservation area will not increase from the prevailing background levels as the outfalls are located far away. APSEZ and respective power plants in the study area have been monitoring the marine water quality status	All approved marine outfalls shall be monitored for salinity, temperature and other designated parameters as per consent to establish issued by GPCB. Existing marine environmental monitoring program shall be continued.	APSEZ and Concerned Industry	Continual Process	Presently marine monitoring is being carried out by the Adani power plant at the marine outfall locations and reports are being submitted to the concerned authorities on regular basis. APSEZ is carrying out Marine monitoring once in a month at 9 locations in deep sea by NABL and MoEF&CC accredited agency namely M/s. Pollucon Laboratory Pvt. Ltd. The analysis reports of the same are being submitted to the concerned authorities on regular basis. Adani power plant is also doing marine water quality at 5 locations (2 locations at outfall location) in deep sea by NABL and MoEF&CC accredited agency namely M/s. Unistar Environment & Research Labs Pvt. Ltd. The analysis reports of the same are being submitted to the concerned authorities on regular basis. The summary of marine water quality is shown above. The comparison of marine water results between CIA and current monitoring data are as below. **Parameter** | **Unit** | **Max** (**CIA**, **Present**) | **Min** (**CIA**, **Present**)

<table>
<tr><th>S. No.</th><th>Identified environmental and social impacts for the fully developed scenario (year 2030)</th><th>Type of Impact & Magnitude 1</th><th>Environment management plans adopted or being adopted by APSEZ as per permits, clearances, applicable regulations and guidelines etc.</th><th>Additional Risk Mitigation Measures/ESMP</th><th>Responsible agency</th><th>Timeframe for implementation</th><th>Compliance</th></tr>
<tr><td></td><td></td><td></td><td>on monthly basis for the stipulated environmental and ecological parameters.</td><td></td><td></td><td></td><td>
<table>
<tr><td>Temp.</td><td>^{0}C</td><td>30.2</td><td>31.8</td><td>28</td><td>29</td></tr>
<tr><td>Salinity</td><td>ppt</td><td>41.8</td><td>36.8</td><td>34.9</td><td>34.2</td></tr>
</table>
As per above results, it can be seen that there is no major deviation in the concentration of parameters and thus indicates that impacts are insignificant.
</td></tr>
<tr><td>9.4</td><td>Terrestrial Ecology: Study area doesn't have any notified national parks or ecological sanctuaries. Since the area falls under dry deciduous shrubs. Due to scanty rains in the area, the overall natural green-cover/vegetation in the area is very small.</td><td>Level-1</td><td>APSEZ has developed greenbelt in an area of 550ha as against the committed area of 430ha. A dedicated nursery is set up to promote plantation. APSEZ have undertaken a plantation with about 9.6 Lakh fully grown trees.</td><td>The compensatory afforestation area to be monitored annually to check the survival rate of the plantation.</td><td>APSEZ</td><td>Continual Process</td><td>APSEZ has developed its own "Dept. of Horticulture" which is taking measures/ steps for terrestrial plantation/greenbelt development. APSEZ, Individual SEZ Industries and Adani Power Plant has developed total 628 ha. area as greenbelt with plantation more than 9 Lacs saplings within the APSEZ area including SEZ industries & Adani Power Plant.

Dedicated horticulture department is maintaining and monitoring the terrestrial green belt development on regular basis to check the survival rate of plantation.

Total expenditures of the horticulture dept. during the FY 2020-21 (till sept 2020) within APSEZ is INR 490 lakh.</td></tr>
</table>

S. No.	Identified environmental and social impacts for the fully developed scenario (year 2030)	Type of Impact & Magnitude 1	Environment management plans adopted or being adopted by APSEZ as per permits, clearances, applicable regulations and guidelines etc.	Additional Risk Mitigation Measures/ESMP	Responsible agency	Timeframe for implementation	Compliance
10	**Socio-economic aspects**						
10.1	Population growth in the Mundra region was reported to be in the order of 85% during the past decade (2001-2011). Further expansion of the urban area could be possible due to induced economic growth in the region. Increase in population will have a additional need for public infrastructure in the region.	Level-1	Dedicated townships are developed within APSEZ area with necessary community infrastructures such as hospital, school, recreational facilities, sewage treatment and waste collection facilities. Adani Foundation has been undertaking various CSR programs under the principal themes such as education, community health, sustainable livelihood and rural infrastructure. About Rs. 97 Cr	The existing townships will be expanded to accommodate about 4lakh people when the project activity is fully developed.	APSEZ	As and When Required	APSEZ has developed two townships (Shantivan and Samudra) accommodating 2180 households and associated infrastructure facilities. Accommodation is made available for all interested employees working within Adani group & SEZ industries. Out of which 89% Occupancies are accommodated within the townships and rest are available for employees working within APSEZ. At present 45 nos. of industries (processing & non-processing) are operating within the SEZ. Township facilities are also made by SEZ industries within Mundra town for their employees having basic infrastructure facilities and requirements. Most of the employees working in SEZ industries are residing in Mundra township having all basic requirements and associated facilities. The existing social infrastructure facilities are adequate to accommodate the people considering present APSEZ development. The existing townships with associated facilities will be expanded as per requirement. Other infrastructure facilities have been developed for people are as follows. • Multi-Specialty Hospital

S. No.	Identified environmental and social impacts for the fully developed scenario (year 2030)	Type of Impact & Magnitude 1	Environment management plans adopted or being adopted by APSEZ as per permits, clearances, applicable regulations and guidelines etc.	Additional Risk Mitigation Measures/ESMP	Responsible agency	Timeframe for implementation	Compliance
			has been spent on various CSR activities in the Mundra region since 2010. Similar community development programs (based on need based assessment) will be continued in future as well with allocation of appropriate budget.				• School • Commercial complex • Religious place APSEZ is actively working with local community (including fishermen community) around the project area and provides required support for their livelihood and other concerns through the CSR arm – Adani Foundation in the main five persuasions is mentioned below. • Community Health • Sustainability Livelihood – Fisher Folk • Education • Rural Infrastructures • Skill Development Adani foundation has spent approx. INR 3853.7 lakhs from April – 2018 to Sep – 2020 for CSR activities including cost of rural infrastructure projects development. Major works carried out since April 2018 as a part of CSR activities are as below. • Pond Deepening work at Vadala & Mota Bhadiya • Artificial recharge borewell in Borana, Mangara & Dhrub village. • Under Dignity of Drivers Project, Adani Foundation has constructed Resting Shed for Drivers entering in SEZ Premises. Total

S. No.	Identified environmental and social impacts for the fully developed scenario (year 2030)	Type of Impact & Magnitude 1	Environment management plans adopted or being adopted by APSEZ as per permits, clearances, applicable regulations and guidelines etc.	Additional Risk Mitigation Measures/ESMP	Responsible agency	Timeframe for implementation	Compliance
							50 beds are constructed, drinking water and sanitation plus recreational – TV Facilities. • Construction of 45 Toilet block and proper bathing place for labours. • RO Plant – Samaghogha, Siracha village & Vallabh Vidyalaya at Mundra • Basic sanitation facility (18 Nos) at Balvadi, medical centre and retiring places at labour settlements • Ground recharge activities (pond deepening work for more than 52 ponds) individually and 26 ponds under Sujlam Suflam Jal Abhiyan were built leading to a significant increase in water table and higher returns to the farmers. • Roof Top Rain Water Harvesting 54 Nos. and Recharge Bore well 75 Nos. • Drip Irrigation 823 Farmers benefitted in coordination with Gujrat Green Revolution Company • Participatory Ground Water Management in ten villages with holistic approach for Kankavati Sandstone Aquifer Programme. • Development of Prisha Park at Mundra. • Pond Bund strengthening at Zarpara Village Similar community development programs (based on need based assessment) will be continued in future as well with allocation of appropriate budget.

S. No.	Identified environmental and social impacts for the fully developed scenario (year 2030)	Type of Impact & Magnitude 1	Environment management plans adopted or being adopted by APSEZ as per permits, clearances, applicable regulations and guidelines etc.	Additional Risk Mitigation Measures/ESMP	Responsible agency	Timeframe for implementation	Compliance
10.2	The overall sex ratio was found to reduce by 28% in the Mundra taluk (study area) during the period 2001 - 2011. This could be attributed to increase in influx of working men in the region due to rapid economic development. Similar trend might continue in future due to induced economic growth in the region.	Level-2	Adani foundation is taking up several girl child education programs as part of CSR activities to create awareness about girl child protection.	Suitable regional level awareness programs on the girl child protection and encouragement programs in line with state and national policies shall be adopted under Corporate Social Responsibility programs in association with district authorities.	APSEZ, Other development projects and District Administration*	Long Term	Major works carried out since April 2018 as a part of CSR activities to create awareness about girl child protection are as below. • The Adani Foundation provided scholarship support to motivation and encouragement of fishermen boys and girls for higher education under this program. APSEZ provide 100% fees support to girls as a scholarship. This year total 78 students are being facilitated by Adani foundation. • Separate sanitation facilities for girl child in schools. • Total 8770 haemoglobin screenings of RPA woman and adolescent girls was carried out in year 2017-18. Which helps in controlling anaemia in women and indirectly malnutrition. • Beti Vadhavo Programme was organized in 32 Villages in the presence of Village Sarpanch and other leaders in year 2017-18. We explained people about the various topics i.e. importance of girl child, Sex Ratio, Gender Equality and laws regarding Child abortion. This initiative was well accepted by community and we have observed a visible change in their mindset. We have facilitated 560 daughters with Kit (Small Bed sheet, Mosquito net, Soap and Cream with nutritious food for mother) To create awareness about

S. No.	Identified environmental and social impacts for the fully developed scenario (year 2030)	Type of Impact & Magnitude 1	Environment management plans adopted or being adopted by APSEZ as per permits, clearances, applicable regulations and guidelines etc.	Additional Risk Mitigation Measures/ESMP	Responsible agency	Timeframe for implementation	Compliance
							health, personal hygiene, child education and nutritional diet in fishermen community, various awareness programs have been organized. • Project Suposhan is initiated with the Motive …. Curb malnutrition amongst Children, Adolescent girls and Women in our CSR villages. ✓ 100beneficiaries covered in Menstrual Hygiene Day - with slogan called "RED-ACHHA HAI" ✓ 204 beneficiaries covered in Breastfeeding Week ✓ 320beneficiaries covered in National Deworming Day ✓ 20 villages covered in celebration of NATIONAL NUTRITION MONTH ✓ 42 FAMILY COUNSELLING • To reduce malnutrition and anemia amongst Children 95 % & adolescent girls and pregnant & lactating women by 70 % in three years • Reduction IMR and MMR • Support Awareness & Cover 100 % Vaccination taken by Child & women. • SuPoshan Thanksgiving program was organized. In this webinar DDO, CDPO Mundra and other dignitiaries remained present and appreciated the efforts to overcome malnourishment in Mundra and Bitta.

S. No.	Identified environmental and social impacts for the fully developed scenario (year 2030)	Type of Impact & Magnitude 1	Environment management plans adopted or being adopted by APSEZ as per permits, clearances, applicable regulations and guidelines etc.	Additional Risk Mitigation Measures/ESMP	Responsible agency	Timeframe for implementation	Compliance
							About Rs. 38 Cr has been spent on various CSR activities in the Mundra region since April 2018 till Sep 2020 including cost of community health and education for woman and girl child.
10.4	Due to economic growth leading to rapid urbanization, which prompts the need for healthcare facilities in the region. For an influx of 6 lakh people from APSEZ operations and additional 3 Lakh from induced growth by the year by 2030 (fully developed scenario), total hospitals facilities with about 540 beds would be required.	Level-2	Adani hospitals, Mundra is setup by Adani group near Samudra township with a goal to provide primary and secondary health care services to Adani group employees and the local populace of Mundra. The existing 100 bed Adani hospital at Mundra has been catering the services ranging from wellness and preventative care.	APSEZ will explore other possibilities to augment the primary and secondary healthcare facilities in future depending on the growth scenario at APSEZ development.	APSEZ	Long Term	Adani hospitals (Multi-specialty), Mundra is having 100 bed facility and same is setup by Adani group near Samudra township. Primary health center and community health center are in place within the Mundra taluka. Other than this Adani foundation is doing various activities as part of community health. The details of last year are as below. **<u>Community Health – Mundra</u>** • 11 Rural Clinic – 8 from Mundra & 3 from Anjar block treated; **8196 patients**. • **31 villages** covered, with **109 types** of general and lifesaving medicines through Mobile healthcare unit **6879 patients** benefited during six month. • Provided dialysis treatment to **6 patients** of kidney failure **236 times**. • **Citizen project** - **8672 Card holders** of **68 villages** get benefit under this project. • **2921 sr. citizen patients** benefited during six month - **8000 limit** for three year per patients • **470** Needy patients had been facilitated with Medical Support OPD & IPD treatment with token charges during this six month. • **1150** health calendar were distributed to various PHC, CHC and ICDS department of Mundra,

S. No.	Identified environmental and social impacts for the fully developed scenario (year 2030)	Type of Impact & Magnitude 1	Environment management plans adopted or being adopted by APSEZ as per permits, clearances, applicable regulations and guidelines etc.	Additional Risk Mitigation Measures/ESMP	Responsible agency	Timeframe for implementation	Compliance
							Mandvi, Nakhtrana, Lakhpat, Abadasa, Anjar & Gandidham block. • **594** Protein Powder packet distributed to ANC woman of Utthan villages and TB patient of Mundra block. • Total **18698 & 10380 IPD / OPD** facilities provided project wise and AHMPL subsequently during six months Adani foundation has spent approx. INR 3853.7 lakhs from April – 2018 to Sep – 2020 for CSR activities cost including cost of community health. Present Hospital facilities are adequate to avail the medical treatment for Mundra region considering present development. Other Occupational Health centres, primary health centres and community health centres are also in place in Mundra to take care the people residing in Mundra. Adani group is also operating high quality health care services to the people of Kutch at G. K. General Hospital, Bhuj having 750 beds facilities on public private partnership (PPP) model, which is 60 km far from Mundra. APSEZ will explore other possibilities to augment the primary and secondary healthcare facilities in future depending on the future development at APSEZ.
	Due to rapid economic		APSEZ has been giving				**4830 Man-days** work was provided over **236 Fishermen family** during this six months by Adani Hospital. The Foundation has also supported

S. No.	Identified environmental and social impacts for the fully developed scenario (year 2030)	Type of Impact & Magnitude 1	Environment management plans adopted or being adopted by APSEZ as per permits, clearances, applicable regulations and guidelines etc.	Additional Risk Mitigation Measures/ESMP	Responsible agency	Timeframe for implementation	Compliance
10.5	development in the region, several employment opportunities can be generated to the local people. When the area is fully developed by the end of 2030, the working population of the Mundra taluk would increase from current level of 55,000 to as high as 4,00,000, which will be 45% of the total envisaged population in Mundra Taluk by the end of 2030.		preferences to people from Gujarat for providing employment opportunities based on eligibility and skills. In Mundra, special programmes have been conducted by Adani Foundation to enhance the employability of youth from fisherfolk communities. Based on the need assessment results, several livelihood options have been introduced by the Adani Skill Development Centre, Mundra. In these centres, youth can join and get	APSEZ is committed to provide support for fishermen livelihood activities and has submitted a detailed 5 years plan to MoEF&CC with a total budget of Rs.13.5 Cr.	APSEZ	Short Term	Pagadiya fishermen as painting laborers by providing them with employment and job in various fields. Adani Skill Development Centre (ASDC) is playing a pivotal role in implementing sustainable development in the state. The objective of this Centre is to impart different kinds of training to the students of 10th, 12th, college or ITI from surrounding areas. During this year Total 440 people trained in various trainings to enhance socio economic development. 324 students Enrolled in Online Training. APSEZ is carrying out various initiatives specific to the Fisherfolk community which includes: • Vidya Deep Yojana • Vidya Sahay Yojana – Scholarship Support • Adani Vidya Mandir • Fisherman Approach in SEZ • Machhimar Arogya Yojana • Machhimar Kaushalya Vardhan Yojana • Machhimar Sadhan Sahay Yojana • Machhimar Awas Yojana • Machhimar Shudhh Jal Yojana • Sughad Yojana • Machhimar Akshay kiran Yojana

S. No.	Identified environmental and social impacts for the fully developed scenario (year 2030)	Type of Impact & Magnitude 1	Environment management plans adopted or being adopted by APSEZ as per permits, clearances, applicable regulations and guidelines etc.	Additional Risk Mitigation Measures/ESMP	Responsible agency	Timeframe for implementation	Compliance
			vocational training for a number of technical and non-technical skills. An industrial Training Institute is set up at APSEZ, Mundra, to enhance the skill levels of the local youth to maximum possible extent.				• Machhimar Suraksha Yojana • Machhimar Ajivika Uparjan Yojana • Bandar Svachhata Yojana These initiatives are planned for the period 2016 – 2021 with a committed expense of INR 13.5 Cr as submitted earlier in detail in the report namely "Silent Transformation of Fisher folk at Mundra", . Till, Sep 2020 (Since 2016-17) approx. 8.62 Cr. INR, has already been spent in support for fishermen livelihood activities.

Date: 29th Sep, 2020

Minutes of Meeting (MoM)

Subject: Committee Meeting w.r.t. Environment Management Plan (EMP) suggested in Cumulative Impact Assessment Study of Mundra Region (Virtual Platform)

Agenda of Meeting:

1. Air Quality Management
2. Noise Level Management
3. Regional Ground Water Quality Management and Water Conservation

Date & Time of Meeting: 17th Sep, 2020 (4:00 to 5:30 PM)

Details of Committee Members / Attendees:

1. Azhar Kazi (APSEZ, Mundra)
2. Mahendrakumar Ghritlahre (APSEZ, Mundra)
3. Chiragsing Rajput (APSEZ, Mundra)
4. Ashvinkumar Patni (APSEZ, Mundra)
5. Vivek Gundraniya (APSEZ, Mundra)
6. Mukesh Patel (Adani Power Ltd., Mundra)
7. Shailesh Prajapati (Adani Power Ltd., Mundra)
8. Naimesh Kakkad (Mundra Solar PV Ltd., Mundra)

Points Discussed:

1. Frequency of environmental monitoring as per statutory permission granted
2. Comparison of monitored data with permissible limits, which shows all the parameters are Sharing of unit wise Ambient Air Quality, Ambient Noise and Ground water quality data
3. All the monitored data are well within the permissible limit.
4. Environmental Monitoring (AAQM) in 3 surrounding villages by Adani Power and 1 village by MSPVL, which shows all parameters are well within the standard limit.
5. Ground water quality monitoring in 3 surrounding villages by Adani Power on quarterly basis.
6. Air Pollution Control Measures provided for the flue gas emission
7. Various control measures / action taken for control the air and noise emission well within the permissible standards by individual unit.
8. High salinity is a concern for the ground water quality. Due to continuous extraction of ground water by surrounding villagers the salinity may be increased.

9. PCC done in APSEZ Outfall channel up to APL road culvert to reduce the salinity ingress in ground water.
10. Good practices implemented by unit for environment preservation and conservation.

Action Points:

1. Maintain the existing practice to control the emission in terms of Air, Water and Noise.
2. Ensure for proper covering of trucks / vehicles carrying coal / cargo to reduce spillages on road
3. Carry out study about impact on ground water quality due to continuous extraction or any other factors.
4. Inclusion of Ambient Air Quality and Noise Monitoring station covering surrounding villages by APSEZ considering further development and statutory clearances
5. Visit to Outfall channel for monitoring of its leakages towards sea side.
6. Involvement of Representative from individual SEZ member units to discuss the EMS provided and maintained in their particular unit.